

## **BIBLE TRUTH 5, LESSON 2: PLANNER/OVERVIEW**

### **GETTING STARTED: Welcome and Opening Songs** (*introduce unit and get kids moving with these songs*)

**Welcome to Praise Factory:** PFI: Praise Factory Investigators Theme Song *PFI Songs ESV 1, Track 1*

**Rules to Help Us Worship God and Love One Another:** WoGoLOA Classroom Rules Song  
*PFI ESV Songs 1, Track 2*

**Big Question Under Investigation:** Big Question 1 Songs *PFI ESV Songs 1, Tracks 3,4*

**Big Question Bible Verse:** Amos 4:13 Song: The LORD Declares *PFI ESV Songs 1, Track 5*

*Extra Song: He Who Declares His Thought PFI ESV Songs 1, Track 6*

*Extra Song: He Who Forms the Mountains PFI ESV Songs 1, Track 7*

*Extra Song: For Behold PFI ESV Songs 1, Track 8*

*Extra Song: For Behold PFI ESV Songs 1, Track 9*

### **DIGGING DEEP DOWN: Key Concept and Story** (*introduce the Bible Truth and tell the related story*)

**Bible Truth 5:** God Has Revealed Himself Most Completely through His Son, Jesus

**Bible Truth Hymn:** O For a Thousand Tongues, v.1 *PFI ESV Songs 1, Track 22*

**Bible Verse:** Hebrews 1:1-3

**Bible Verse Song:** The Son Is the Radiance *PFI ESV Songs 1, Track 23*

*Extra Song: Whosoever's Seen Me: John 14:9 PFI ESV Songs 1, Track 24*

**Lesson 2 Story of the Saints:** The Case of the Not-Good-Enough Man

### **TAKING ACTION: Response Activities** (*choose from among these activities*)

**Snack and Discussion Planner:** Martin Luther's Feast to Famine

**ACTS Prayer:** Prayer Sheet

**Bible Truth Review:** Discussion Questions and Game: Sit Ball

**Bible Truth Hymn:** O For a Thousand Tongues, v.1 *PFI ESV Songs 1, Track 22*

Song, Sign Language and Song Game: Big Voice, Little Voice **PFI ESV Songs 1 BOOK or ONLINE**

**Bible Verse Review:** Hebrews 1:1-3: Discussion Sheet and Game: Hot and Cold Hide

**Bible Verse Song:** The Son Is the Radiance *PFI ESV Songs 1, Track 23*

Song, Sign Language and Song Game: Sign It, Say It, What Does It Mean? **PFI ESV Songs 1 BOOK or ONLINE**

**Story Review:** Discussion Questions and Game: Shoe Search and Ransom

**Case RePlay, Jr: Drama Activity for Youngest Children** (children do same story actions together)

**Case RePlay, Sr: Drama Activity for Most Children** (children re-tell story with individual parts)

**Craft:** A Lightning Bolt in a Storm

**VIPP (Very Important Prayer Person) Prayer Time:** Coloring Sheets (Back of Book) & Game: Beanbag Toss In

### **TAKING IT HOME: Take Home Sheet for Review and Family Devotions**

**PFI Pronto:** Bible Truth 5, Lesson 2 **PFI ESV Prontos 1 BOOK or ONLINE**

**The Case of the Not-Good-Enough Man**

by Connie Dever

**Our story is called:****The Case of the Not-Good-Enough Man.****As you listen to the story, see if you can figure out:**

1. Who was the Not-Good-Enough Man? What was he trying to be good enough for? How did he try to make himself good enough?
2. Who did he come to know that was good enough? Why was this person good enough?

This story doesn't take place in Bible times. It takes place in the early 1500's in the country of Germany.

One summer day, a young man named Martin was riding from home back to school at the University of Erfurt. What a nice visit it had been! His proud parents loved to hear how well their smart son was doing in law school. Martin's dad especially enjoyed thinking of how rich and respected Martin would make the family one day.

Suddenly, a deadly thunderstorm crashed down around Martin. Crack! Boom! Bang! A bolt of lightning hit the ground right next to Martin, jolting him from his horse.

Martin realized how close he had been to dying. "If I had died, I would have had to appear before God's righteous throne? He is perfectly righteous and I am a sinner. Surely I would face His judgement! I must find away to please God and be saved. But how?" Martin wondered.

As the storm raged on, Martin cried out to God, "God, if You save me from this storm, I will become a monk and spend the rest of my life serving you in church!" Martin promised.

God had kept Martin safe through the storm; and Martin kept his promise to become a monk. (A man who belongs to the Catholic Church and makes a solemn promise to live a special way for God and the Catholic Church).

Martin knew a monk's life was hard. He wouldn't be allowed own anything. He must leave his family and must never marry. Martin's dad would be furious when he found out, but Martin kept his promise to God. He sold all of his things, said good bye to his friends, and went to one of the big monasteries (places where monks live together) in Erfurt.

"Bang, Bang, Bang!" Martin knocked on the door to the monastery. A monk with a long black robe came to the door and let Martin in. Martin spent the next three weeks to convince the monks that he should become a monk, but at last he did. They gave him a small room with no heat and only boards for a bed, just like the other monks. Martin had to get up long before sunrise every morning and say prayers for hours. He went and confessed to older monks as many sins as he could, in hopes that God might forgive all of them. He was given very little food and had to beg on the streets for one of his meals each day. Yes, life as a monk was very hard!

Martin worked very hard at being a good monk, but still he had no peace with God. No matter how many sacrifices he made, or sins he confessed, or good works he did, Martin knew it never was enough to please God. "I know that God is the perfectly righteous and I am an unrighteous sinner. There will never be enough good works that I can do to please Him on my own," he despaired. Martin began to think God was unfair for punishing sinners who could never please Him with their good works. He even began to hate God!

But there was something about God that Martin didn't understand. God, Himself, had made the way for sinners to come to Him, as Martin was soon to learn.

"Martin Luther, you are a troubled man and a fine student, his teacher told him one day. "So I am taking you off of kitchen and sweeping duty that the other monks must take part in and I want you to use that time to memorize the whole Bible instead. It will help you solve your troubles and make you an even better student."

As Martin read his Bible, he was surprised at what he

**Story-telling Tips**

Ahead of time:

1. Read the Bible verses and story. Pray!
2. Create story cue cards on index cards (or highlight text).
3. Practice telling story dramatically, timing your presentation. Shorten, if necessary to fit your allotted time.
4. Decorate area with story props that help bring your story alive.

During your presentation:

1. Maintain as much eye contact as possible as you tell the story. Point to/use props at important points in the story. Include the kids in your story with a few questions about what they think will happen or words/concepts that might be new to them.
2. Watch the kids for signs that their attention span has been reached. Shorten, if necessary.

**STORY OF THE SAINTS**

read. There were many things the monks were teaching that were wrong, such as saying that people could buy God's forgiveness with money.

"That's not true!" Martin told them. "The Bible doesn't say that!" he insisted.

But the other priests said, "The Pope and church leaders says it's true, so it must be," they told him. But Martin knew they were wrong and was very upset at how they were leading people astray.

After five years, Martin was sent to the monastery at Wittenberg to be a teacher. One day as he was preparing his lessons, he read the Bible passage that was to change his life. It was Romans 1:16-17: "I am not ashamed of the gospel, because it is the power of God for the salvation of everyone who believes...For in the gospel a righteousness from God is revealed, a righteousness that is by faith from first to last, just as it is written: "The righteous will live by faith""

Martin noticed a word in this passage he hadn't noticed before: "It says by faith—the free gift of God—the righteous shall live!" Martin exclaimed. "It's by the faith we are saved. God freely saves sinners who trust in Jesus' righteousness. Christ gave His righteousness as the perfect payment for our sins when He died on the cross. This is how sinful people please God! Through Christ alone! This is how I can be saved!"

God flooded Martin's heart with peace. "Yes, God is perfectly righteous. But oh, how loving and merciful He is, too! In Christ, He has provided us with the righteousness we cannot earn ourselves," he realized.

"Oh God, I love you! Jesus, I love you!" Martin exclaimed. "Thank You for forgiving my unrighteousness, my sins! I see now that it is through believing in Jesus' death for me that I can please You! His life given up on the cross paid for all of my sins, once and for all!"

Martin was so excited. He wanted to tell everyone. this good news. "Stop giving those priests money to pay for your sins!" Martin told the people. "Your money will never take away your sins. Turn from your sins! Put your faith in Jesus Christ. He's the one who can make you pleasing to God."

Many people were overjoyed to hear Martin's good news, but others were not—including the Pope and the king! They had his books burned and him arrested.

They hoped to kill Martin, but an important man rescued him and hid him away in his castle for two years. God protected Luther from his enemies and gave him twenty-four more years to write and preach. Many thousands of people were saved. And, like Martin Luther, they had peace with God. He had forgiven their sins because of their faith in Jesus and His righteousness.

Finally at the age of sixty-two, Martin Luther died. As he died, he prayed one last prayer to God. "O my heavenly Father, God and father of our Lord Jesus Christ. God of all comfort, I thank You, that You have revealed to me Your dear Son, Jesus Christ, in whom I believe, whom I have preached and confessed, and whom I have loved and praised. I pray You, dear Lord Jesus Christ that my soul may be [put in your care]. O heavenly Father, though I must leave this body and this life, I know for certain that I will be with You for eternity and that no one can tear me out of Your hands," he prayed.

Gone was the fear of God as the Righteous Judge who would not accept an unrighteous sinner like him. God had revealed Himself as not just the Righteous Judge, but as the loving, merciful God through Jesus Christ. By faith in Jesus that God gave him, Martin knew that He was pleased with him...and he left this world for the next in complete peace.

**Cracking the Case:**

**It's time to answer our Case Questions.**

**1. Who was the Not-Good-Enough Man? What was he trying to be good enough for? How did he try to make himself good enough?** Martin Luther. He tried to do lots of good works and keep all of God's laws so God would accept him and save him from his sins.

**2. Who did he come to know that was good enough? Why was this person good enough?** Jesus. Jesus was the perfect Son of God. He was perfectly pleasing to His Father. He gives His righteousness to us when we repent of our sins and believe in Him. Martin Luther learned that it was by faith in Jesus rather than his own good works that he could be accepted by God.

**Something For You and Me**

**Our Bible Truth is:**  
**God Reveals Himself Most Completely through His Son, Jesus**

**Our Bible Verse is: Hebrews 1:1-3 ESV**

“Long ago...God spoke to our fathers by the prophets, but in these last days he has spoken to us by his Son... He is the radiance of the glory of God and the exact imprint of his nature...”

God sent His Son, Jesus, to show us what He is like and to save His people. The Bible calls Jesus the radiance of God’s glory and the exact imprint of His nature. That means when we learn about Jesus and see what He is like, we are seeing what God is like: completely holy, powerful, loving and good.

It took Martin Luther ten years of studying and crying out to the Lord before he could see this truth, but it is different for us! We know about the love and mercy God shows to all who turn from their sins and turn to trust in Jesus as their own Savior. We know that all who do this are completely forgiven of their sins, now and forever. If we repent of our sins and trust in Jesus as our Savior, He will do this for us, too.

Let’s praise this God who though perfectly righteous, has shown us such love and mercy. And let’s ask Him to give each of us the gift of faith to believe in Jesus so that we can be saved and know Him and the pleasure of His love and forgiveness, just like Martin Luther.

*Close in prayer.*

**Closing ACTS Prayer**

**A** God, we praise You for being the Provider of Your people’s righteousness through Jesus.

**C** God, we confess that we are all sinners who can never do enough good works to please You. We need Jesus to be our Savior!

**T** God, we thank You for sending Jesus to pay for the sins of Your people! Thank You that no one is too sinful to find forgiveness in Jesus.

**S** God, we ask that You would work in our hearts that we might turn away from our sins and trust in Jesus as our Savior. Please help us to be more grateful for all You do for us through Jesus!

**Special Words**

**Monk:** A man who belongs to the Catholic Church and makes a solemn promise to live a special way for God and the Catholic Church.

**Monastery:** A place where monks live and learn. It is attached to a Catholic Church.

**Righteousness:** Someone’s actions are judged to be pleasing to God.

**Pope:** The leader of the Catholic Church.

**Catholic Church:** The leader of the Catholic Church.

# **ACTS PRAYER ACTIVITY**

Use this sheet to write down your ACTS Prayer

## **Instructions:**

Use this sheet to help the children apply the Bible Truth into a prayer. You can use the ACTS provided or even better, have the kids think of their own applications. Also have the children add their personal requests to the prayer, too. Lead the children in the prayer or let them pray sections, with your help. Never force a child to pray! Non-readers can participate by you whispering a section of the prayer into their ear and allowing them to pray it aloud for the group.

## **ADORATION:**

We praise You, God, for showing us so much of what You are like through Jesus. Thank You for showing us how holy and just You are, as well as so loving and merciful to sinners.

God, we praise You for being.....

---

Add your own Adorations:

---

---

## **CONFESSION:**

We confess that many times we don't want to take time to learn more about You by learning about Jesus. We confess that even when we know more about You, as we look at Jesus, that we still do not love You or trust You as we should. We need a Jesus to save us!

God, we have sinned against You....

---

Add your own Confessions:

---

---

## **THANKSGIVING:**

Thank You, God for sending Your Son, Jesus, to come live on earth and show us what You are like.

God, we thank You for...

---

Add your own Thanksgivings:

---

---

## **SUPPLICATION:**

God, help us to understand who You are better as we learn about Jesus. Work in our hearts. Help us not just know about You, but come to know You, ourselves, as we turn away from our sins and trust in Jesus as our Savior.

God, we need Your help...

---

Add your own Supplication:

---

---

---

## **SNEAKY SNACK**

Can you figure out how this snack relates to the story?

---

### **Snack: Martin Luther's Feast to Famine**

German sausage or hot dogs ...and sauerkraut (if you dare!) OR bread and water to stand for plain food of monastery

**Case Tie-in:** Martin Luther was a young man from Germany who left behind his promising life as a lawyer to live a very meager life as a monk, in search of finding peace with God. He found it not in his good works, but through faith in Jesus' work on the cross for him.

---

## **SOUL FOOD**

Food for thought during snack time

---

1. What does the snack have to do with the story?

Choose a few questions from the other activity discussion sheets to talk about during this snack time.

2.

---

---

3.

---

---

4.

---

---

5.

---

---

6.

---

---

7.

---

---



Directions: Read and discuss Bible Truth, using a FEW of the questions. Play game. Feel free to modify the game to fit your children.

### **God Has Revealed Himself Most Completely through His Son, Jesus**

God sent His Son, Jesus, to leave His home in heaven to be our Savior. He was born as a baby here on earth. Jesus grew up and became a man. He was fully human, like us, but He was also, still fully God.

Jesus lived the perfect life that pleases God. He never did anything wrong. He taught about God and He did many amazing miracles. Most amazing of all, He offered up His perfect life as the full payment for the sins of God's people when He suffered and died on the cross. On the third day, He rose from the dead, showing that He had really beaten sin and death, then He rose back up to heaven where He lives now.

Jesus didn't live on earth long--only about thirty years. He taught about God and did miracles only about three of those years. But in that short, little bit of time, He showed us more about God than anything else in the whole world.

The Bible calls Jesus the radiance of God's glory and the exact representation of Him. That means when we learn about Jesus and see what He is like, we are seeing what God is like: completely holy, powerful, loving and good. He hates sin, but He loves sinners who turn to Him for forgiveness and mercy! Thank You, God, for sending Jesus to show us what You're like!

### **Understanding the Bible Truth**

1. What did God send Jesus to do? *To be our Savior.*
2. Where was Jesus' home? *Heaven.*
3. What did Jesus do when He left heaven? *He came to earth to be born as a baby.*
4. How was Jesus like us and how was He different? *Jesus was fully human just like us, but He was also fully God.*
5. What kind of life did Jesus live? Who did that please? *He lived a perfect life that pleased God. He never did anything wrong.*
6. What did He do that showed us about God? *He taught about God. He did amazing miracles with God's power.*
7. What was the most amazing thing that Jesus did and what did that show us? *He offered up His perfect life as the full payment for sins when He suffered and died on the cross. He rose from the dead in victory on the third day.*
8. How long did Jesus live on earth? *How many years did Jesus teach? He lived here about thirty years and taught about three years.*
9. What did Jesus do in those few years? *Showed us more about God than anything else in the whole world.*
10. What does the Bible call Jesus? What does that mean? *The radiance of God's glory and the exact imprint of His nature. It means that Jesus is a perfect reflection of God. When we learn about Jesus and see what He is like, we are seeing exactly what God is like.*
11. What is God like? *Completely holy, powerful, loving and good.*
12. How did Jesus show what God is like in His life? *He showed His complete control over nature in the stilling of the storm; His ability to heal and forgive sins, His complete control even over life and death in His death and resurrection. He even displayed some of God's glory, itself, when He at the transfiguration.*

### **Story Connection Questions**

1. How does the case story point to the **Bible Truth: God Has Revealed Himself Most Completely through His Son, Jesus**? What of God's character did Martin Luther come to see more clearly through Jesus? *His mercy, love and forgiveness by giving to sinful people who come to Him in faith, His righteousness in the place of their sinfulness.*
2. Why did reading the Bible change Martin Luther's view of God from what he had learned from his teachers and the church leaders? *When Martin started reading the Bible for himself, he could see how God had revealed Himself in Jesus. He didn't just rely on what others told him God was like.*

**Bible Verse Connection Question**

1. What does our Bible Truth have to do with our Bible Verse: **Hebrews 1:1-3**: "Long ago...God spoke to our fathers by the prophets, but in these last days he has spoken to us by his Son...He is the radiance of the glory of God and the exact imprint of his nature..."?

*The Bible tells us that when we see what Jesus is like, we are seeing what God is like. There is nothing or no one else who can show us more about God than Jesus. That's because Jesus is God!*

**Life Application Questions**

1. How can we know what God is like through Jesus today? *By reading about Jesus in the Bible. When we see what Jesus did and taught, we can know what God is like.*

2. How can we not just know about God, but actually know Him? *By turning away from our sins and trusting Jesus as our Savior. When we do, God will forgive us our sins and send the Holy Spirit to live in our hearts that we can know God.*

**ACTS Questions**

1. What is something we can praise God for because of this Bible Truth?

*Praise God for His holiness, love, powerfulness and goodness, as seen in Jesus.*

2. What are sins we can confess to God because of this Bible Truth? *That we are all sinners made to reflect God, but we have all chosen to disobey Him and His good ways. We deserve His punishment! We need a Savior!*

3. What is something we can thank God for because of this Bible Truth?

*We can thank God for sending Jesus so we could see just what God is like.*

4. What is something we can ask God for because of this Bible Truth?

*We can ask God to work in our hearts that we would want to turn away from disobeying Him and trust in this wonderful Jesus as our own Savior.*

**The Gospel**

1. God showed His holiness and His mercy in the good news of Jesus. What is the gospel?

*God is the good Creator and King of the world. He made people to worship Him and live by His good laws. But we are all sinners who have rebelled against Him. We all deserve death--God's just, eternal punishment for our sins. How terrible! But God has good news for us. In His great mercy, God sent His Son Jesus to earth to save sinners. Yes, Jesus, the perfect Son of God, left His home in heaven and became a man. He lived the perfect life that pleases God. (He's the only one who has ever done that!) He offered it up to God His Father as the perfect sacrifice for sins when He suffered and died on the cross. Then, on the third day, Jesus rose from the dead in victory. He had fully paid for the sins of God's people, so they wouldn't have to! Now all who turn away from their sins and trust in Jesus as their Savior will receive forgiveness of sins and eternal life with God. They will be His very own special people who will know Him and enjoy Him forever. We can be God's people, too, if we turn from our sins and trust in Jesus as our own Savior.*



## **Game: Sit Ball**

### **Materials**

Two or Three soft baseball sized balls. Or, could use beach balls

Bible Truth Questions

### **Preparing the Game**

1. Choose 20+ questions for your game from the Bible Truth Discussion Questions, or make up your own.
2. Write the Bible Truth questions on small thin strips of paper (or make a photocopy of the Bible Truth Discussion Questions and simply cut them into strips) and put them in the bag/bowl.

### **Playing the Game**

Have children sit in a circle on the ground, with about 2' spacing. Give them two or three soft indoor baseballs and are to throw them from one to another, avoiding "It" who is moving around trying to catch one. When a ball is caught, the child who threw the ball chooses a question for the class to answer. If correctly answered, the player becomes the new "It". If not, then the old "It" remains in place.

Game continues as number of questions, time, and attention span allow.

### **Optional TAKING IT TO OTHERS Activity: Quiz Questions**

Have the children choose a few of the questions from the game to ask the parents/other children during TAKING IT TO OTHERS time. Help pre-readers by whispering the question in their ear and letting them ask it aloud to the parents/other children. Make sure you read the Bible verse aloud before you ask your questions.

Directions:

1. Write words to song in large print before class.
2. Play the song for the children, helping them follow along on the song sheet.
3. Discuss the song, using a few questions from the discussion sheet. *Don't use them all!*
4. Introduce sign language for key words of your choice from sign language sheet for your song. Use as few or as many as you think the children can learn.
5. Sing and sign the song. Sign language as well as large format lyrics and sheet music are found in the PFI Unit Songbook or online.
6. If desired, play the Song Game.

**Optional TAKING IT TO OTHERS Activity: Presenting and Singing the Song**

1. Sing and sign the song, encouraging the watching children/parents to join in.
2. Ask the class some of the questions listed below. The Bible Truth Connection Question is particularly good to help them understand how the song ties in with the Bible Truth.

**O, For a Thousand Tongues to Sing**

**Verse 1**

O, for a thousand tongues to sing,  
My great Redeemer's praise,  
The glories of my God and King,  
The triumphs of His grace!

**Listen to it on PFI ESV Songs 1, Track 22**

**Understanding the Song**

1. What does "O for a thousand tongues to sing" mean? *It means "I want to sing about this so loudly that one tongue (one voice) to praise God is not nearly enough. I wish I had the voice of 1000 tongues so I could be that loud in my praises!"*
2. What does he want to sing so loudly about? *His great Redeemer's praise.*
3. What is redeemer? *A redeemer is someone who frees someone from being a slave by buying them and setting them free.*
4. Who is the "Great Redeemer" and who did He redeem from what? *Jesus is the great Redeemer who paid the price for the sins of all His people (all who would ever turn from their sins and trust in Him) so that they might know God.*
5. What makes Jesus a great redeemer? *He is great because He alone was the one who could pay the price for His people's sins. He didn't just redeem one person, but so many people that the Bible calls them uncountable!*
6. What glories and triumphs would he sing about? *The amazing display of God's mercy and power on behalf of undeserving sinners and His triumph over sin and death for all His people.*

**Bible Truth Connection Question**

1. How does this song relate to our Bible Truth: **God Has Revealed Himself Most Completely through His Son, Jesus?** *Jesus is the Great Redeemer who came to earth to show us what God is like and to save His people from their sins. When we see what God has done through Jesus, we want to sing of His glorious love and mercy and grace shown to undeserving sinners.*

**Story Connection**

1. How does this song relate to today's story? *When Martin Luther finally understood that it was by faith in Jesus' redeeming death on the cross that we are made pleasing to God, he was freed from the guilt of his sin and found peace with God. He rejoiced in the mercy and love of the righteous God who would provide His people with everything they needed to please Him, even though they could never deserve it.*

**Bible Verse Connection Question**

1. What does this hymn have to do with our Bible Verse: **Hebrews 1:1-3:** "Long ago...God spoke to our fathers by the prophets, but in these last days he has spoken to us by his Son...He is the radiance of the glory of God and the exact imprint of his nature..."?  
*God's people wish they had a thousand tongues to sing of Jesus' praise because when they look at Him and what He's done for them, they see how great God's mercy and love towards them, even though they are sinners.*

**Life Application Questions**

1. How can God's people be affected by the message of this song? *They can ask God to help them remember each day what a very, very great thing Jesus did for His people when He chose to die for them on the cross. They can ask Him to be so grateful that they would truly wish to have a 1000 tongues.*
2. How can we become God's people? *By turning away from our sins and trusting in Jesus as our Savior.*

**ACTS Questions**

1. What is something we can praise God for from this hymn?  
*Praise God for being the gracious God, full of mercy to sinners who don't deserve i*
2. What are sins we can confess to God from this hymn?  
*That many times we don't think about God and how merciful He has been to us sinners by sending His Son Jesus to suffer and die as the payment for sins. We need a Savior!*
3. What is something we can thank God for from this hymn?  
*We can thank God for the triumph of His grace through Jesus saving His sinful people that they might get to know Him, love Him and obey Him forever.*
4. What is something we can ask God for from this hymn?  
*That God would work in our hearts that we might turn from our sins and trust Jesus as our Savior. That we might be His dearly loved people whose desire a thousand tongues to sing His praise.*

**Gospel Question**

1. What is the good news of salvation that is the triumph of God's grace? What is the gospel?  
*God is the good Creator and King of the world. He made people to worship Him and live by His good laws. But we are all sinners who have rebelled against Him. We all deserve death--God's just, eternal punishment for our sins. How terrible! But God has good news for us. In His great mercy, God sent His Son Jesus to earth to save sinners. Yes, Jesus, the perfect Son of God, left His home in heaven and became a man. He lived the perfect life that pleases God. (He's the only one who has ever done that!) He offered it up to God His Father as the perfect sacrifice for sins when He suffered and died on the cross. Then, on the third day, Jesus rose from the dead in victory. He had fully paid for the sins of God's people, so they wouldn't have to! Now all who turn away from their sins and trust in Jesus as their Savior will receive forgiveness of sins and eternal life with God. They will be His very own special people who will know Him and enjoy Him forever. We can be God's people, too, if we turn from our sins and trust in Jesus as our own Savior.*

## **Song Game: Big Voice, Little Voice**

### **Materials**

Song

Sign language signs used in the song printed out onto little cards

Blindfold

### **Preparing the Game**

None.

### **Playing the Game**

1. Practice the song and signs until the children know them well. Then tell them: "Children, we are going to hide a sign language sign and see if one of you can find it... with a little help from the rest of us!"
2. Choose someone to be "It" and blindfold them. Choose another child to hide one of the sign language cards. When it's hidden, "It" can remove the blindfold and begin to look.
3. The rest of the children will sing the song in a louder voice when "It" gets closer to the hidden sign and quieter when "It" gets further from the sign.
4. When "It" finds the hidden clue, another "It" is chosen and play begins again.

Game continues as number of questions, time, and attention span allow.

choose a FEW questions for discussion, then choose the game and/or music activity

**Meditation Version: Hebrews 1:1-3**

"Long ago...God spoke to our fathers by the prophets, but in these last days he has spoken to us by his Son...He is the radiance of the glory of God and the exact imprint of his nature..."

**Alternate Memory Version: Hebrews 1:3**

"The Son is the radiance of the glory of God and the exact imprint of his nature..."

**Understanding the Bible Verse**

1. What are forefathers? *Forefathers are our family members that lived many years—even hundreds and thousands of years—before us.*
2. How did God speak to the forefathers (especially of Israel)? *Through the prophets.*
3. Can you name some of the prophets? *Daniel, Moses, Elijah, Isaiah, Jeremiah, etc.*
4. How did God speak through the prophets? *He gave them His words to tell the people; and, He had them write down their words in the Bible.*
5. What are "these last days"? *The time since Jesus came to earth.*
6. How has God spoken to us in these last days? *By His Son, Jesus.*
7. What is radiance? *The light and power that come out from something like the sun.*
8. What is Jesus the radiance of? What does that mean? *Jesus is the radiance of God's glory. That means that when we learn about Jesus' life and know and follow Him that He shows us the magnificent greatest of God—His great power, love, mercy, holiness, wisdom and faithfulness.*
9. What is an exact representation? *A perfect reflection of something.*
10. What is Jesus the exact representation of? *Of God's being. Jesus always perfectly reflected to people what God is like (His character, not His appearance which is invisible).*
11. How could Jesus be the exact representation of God? *Because Jesus is God.*

**Bible Truth Connection Question**

1. What does this verse have to do with the **Bible Truth: God Has Revealed Himself Most Completely through His Son, Jesus?** *The Bible tells us that when we see what Jesus is like, we are seeing what God is like. There is nothing or no one else who can show us more about God than Jesus. That's because Jesus is God!*

**Story Connection Questions**

1. What did Martin Luther finally understand about God when he looked at Jesus that he hadn't understood before?  
*That God was not just the righteous judge, but through Jesus He displayed His great love, mercy and forgiveness.*

**Life Application Questions**

1. What can God's people today know about God because of what they know about Jesus? *They can know that He is good and holy. That he hates sin, but has loved them, His sinful people, so much that He was willing to take the terrible punishment for their sins upon Himself so that they could be His dearly loved people forever.*
2. How can we become God's people? *By turning away from our sins and trusting in Jesus as our Savior.*

**ACTS Questions**

1. What is something we can praise God for from this Bible verse? *Praise God for His holiness, love, powerfulness and goodness, as seen in Jesus.*
2. What is something we can confess to God from this Bible verse? *That we are all sinners made to reflect God, but we have all chosen to disobey Him and His good ways. We need a Savior!*
3. What is something we can thank God for from this Bible verse? *We can thank God for sending Jesus so we could see just what God is like.*
4. What is something we can ask God for from this Bible verse?  
*We can ask God to work in our hearts that we would want to turn away from disobeying Him and trust in this wonderful*

**Gospel Question**

1. What is the good news of salvation that reflects God's holiness and His merciful love? What is the gospel?  
*God is the good Creator and King of the world. He made people to worship Him and live by His good laws. But we are all sinners who have rebelled against Him. We all deserve death--God's just, eternal punishment for our sins. How terrible! But God has good news for us. In His great mercy, God sent His Son Jesus to earth to save sinners. Yes, Jesus, the perfect Son of God, left His home in heaven and became a man. He lived the perfect life that pleases God. (He's the only one who has ever done that!) He offered it up to God His Father as the perfect sacrifice for sins when He suffered and died on the cross. Then, on the third day, Jesus rose from the dead in victory. He had fully paid for the sins of God's people, so they wouldn't have to! Now all who turn away from their sins and trust in Jesus as their Savior will receive forgiveness of sins and eternal life with God. They will be His very own special people who will know Him and enjoy Him forever. We can be God's people, too, if we turn from our sins and trust in Jesus as our own Savior.*



## Game: Hot and Cold Hide

### Materials

Bible verse written up in large print so that all can see  
An object to hide

### Preparing the Game

None.

### Learning the Verse

Some or all of your children may be non- or early readers. Teach the verse in sections, having them say it after you. Repeat a few times. Add clapping or other movement as they say it.

### Directions

1. If desired, lead the children in a discussion of a **FEW** of the most important questions before beginning game.
2. Explain the game to them as follows:

Have the children sit or stand in a group. Tell them that one person will leave the room and another person will hide the object. After the object is hidden the Seeker will begin to look for the object. The rest of the children, led by the teacher, will begin to repeat the verse over and over, reciting it louder as the Seeker gets closer to the object and more quietly as the Seeker gets further from the object. When the object has been found, the leader will choose another Hider and Seeker and the game continues.

Game continues as time or attention span allow.

### Optional TAKING IT TO OTHERS Activity: Quiz Questions

Have the children choose a few of the questions from the game to ask the parents/other children during TAKING IT TO OTHERS time. Help pre-readers by whispering the question in their ear and letting them ask it aloud to the parents/other children. Make sure you read the Bible verse aloud before you ask your questions.

Directions:

1. Write words to song in large print before class.
2. Play the song for the children, helping them follow along on the song sheet.
3. Discuss the song, using a few questions from the discussion sheet. *Don't use them all!*
4. Introduce sign language for key words of your choice from sign language sheet for your song. Use as few or as many as you think the children can learn.
5. Sing and sign the song. Sign language as well as large format lyrics and sheet music are found in the PFI Unit Songbook or online.
6. If desired, play the Song Game.

**Optional TAKING IT TO OTHERS Activity: Presenting and Singing the Song**

1. Sing and sign the song, encouraging the watching children/parents to join in.
2. Ask the class some of the questions listed below. The Bible Truth Connection Question is particularly good to help them understand how the song ties in with the Bible Truth.

**The Son Is the Radiance**

The Son is the radiance, the radiance of God's glory,  
 The Son is the radiance, the radiance of God's glory,  
 And the exact imprint of His nature,  
 And the exact imprint of His nature,  
 The Son is the radiance, the radiance of God's glory,  
 The Son is the radiance, the radiance of God's glory,  
 Hebrews Chapter One, verse three.

Listen to it on PFI ESV Songs 1, Track 23

## Song Game: Sign It, Say It, What Does It Mean?

### Materials

Sign Language signs used in song, particularly choose words with important meanings you want the children to learn, such as "grace", "redeem", etc.

Bag or bowl

### Preparing the Game

1. Cut out signs and put in bowl.

### Playing the Game

1. Practice the song and signs until the children know them well. Then put all the signs we've learned in this bag/ bowl and mix them up.
2. Ask one of the children to choose a sign, but not show it to anyone...but you, if they need some help.
3. Ask the child to do the sign for the rest of the children and see if the other children can guess which one it is. Do the sign with the child, if desired.
4. When the children guess the sign, ask them the meaning of the word. If no one guesses the sign, put it back in the bowl to be picked again.
5. Choose another child to pick a new sign from the bag and continue.

NOTE: You might want to sing the song after you do each word or couple of words.

Game continues as number of questions, time, and attention span allow.

**STORY REVIEW**

Directions: Read and discuss Bible Truth, using a FEW of the questions. Play game. Feel free to modify the game to fit your children.

**General Story Questions**

1. What was Martin Luther studying to be at Erfurt? *A lawyer.*
2. What happened to Martin on his way back from visiting his parents in Mansfield? *He was caught in a thunderstorm and almost struck by lightning and killed.*
3. What did Martin start thinking about after he almost got killed? *That he would have had to face God and would not be prepared to stand before Him, as a sinner.*
4. What did Martin promise to God if He would protect him in the storm? *He would become a monk.*
5. What did Martin have to do before he went into the monastery? *He sold all of his things; he had to convince the monks that he should be a monk.*
6. What was life like as a monk? *Very hard. Bed for a board; no heat in his room; get up very early and say hours of prayers; can't get married, etc.*
7. What did Martin do as a monk to try to please God? *Confessed as many sins as he could think of; worked as hard as he could at any task they gave him.*
8. Why didn't being a really good monk give Martin peace with God? *Because we can never have peace with God based on the good things we do or try to do. Peace with God comes only through faith in Jesus, whose life paid fully for the sins of God's people.*
9. What did Martin get to do instead of kitchen duty? Why? *Memorize the whole Bible. His teacher could see that Martin was troubled over all his sins and he thought that Martin would be helped by memorizing the Bible.*
10. Why did Martin start to hate God? *He felt he could never please God. God was always the perfectly righteous Judge and Martin was an unrighteous sinner, no matter what he did.*
11. What did the church leaders tell the people to do to have their sins forgiven? *They had to earn God's grace by doing different good things, such as give money to the church. Each thing they did—supposedly—earned them more grace to pay for some of their sins.*
12. Where did Martin move to teach? *Wittenburg.*
13. What did Martin discover as he was preparing to teach? *That God gives a righteousness through faith in Christ as His gracious gift.*
14. What did Martin see about God in Christ that he had not seen before? *How loving and merciful He is.*
15. Why did the church leaders, the Pope and the king try to have Luther killed? *They did not want him teaching that salvation came through repentance and faith in Jesus Christ alone.*
16. Who protected Luther for two years? *An important man.*

**Bible Truth Connection Questions**

1. What does this story have to do with our **Bible Truth: God Has Revealed Himself Most Completely through His Son, Jesus?** *When Martin Luther stopped relying on what the Pope and other church leaders said about God and instead went to the Bible and saw what Jesus revealed about God, his thoughts about God completely changed. Before he had thought of God as only an angry, never-to-be please judge. Through Jesus, Martin could see His mercy, love and forgiveness by giving to sinful people who come to Him in faith, His righteousness in the place of their sinfulness.*

**Bible Verse Connection Question**

1. What does the story have to do with our **Bible Verse: Hebrews 1:1-3:** "Long ago...God spoke to our fathers by the prophets, but in these last days he has spoken to us by his Son...He is the radiance of the glory of God and the exact imprint of his nature..."?  
*When Martin Luther stopped relying on what the Pope and other church leaders said about God and instead went to the Bible and saw what Jesus revealed about God, his thoughts about God completely changed. Before he had thought of God as only an angry, never-to-be please judge. Through Jesus, Martin could see God's exact representation: the perfectly holy God, who hates sins, yes! But full of mercy, love and forgiveness by giving to sinful people who come to Him in faith, His righteousness in the place of their sinfulness. Oh, how beautiful, how wonderful was God, Martin could now see, as he learned about Jesus!*

**Life Application Questions**

1. How can a person please God? *Not by their own good works! Only through Jesus' perfect life. We do this by repenting of our sins—saying no to disobeying God—and trusting in Jesus as our own Savior.*

**ACTS Questions**

1. What is something we can praise God for being that we learned in our story? *Praise God for His mercy, forgiveness, love, and goodness, as seen in and through Jesus.*

2. What is something we can confess as sin that we learned in our story? *That we are all sinners who can never pay for our own sins. We cannot do enough good works to please God. We need a Savior!*

3. What is something we can thank God for that we learned in our story? *We can thank God for sending Jesus to pay for the sins of all who repent and trust in His as their own Savior. Jesus satisfies God's holiness for God's people. They don't have to try to please Him with their own good works—which is impossible.*

4. What is something we can ask God for that we learned in our story?

*We can ask God to work in our hearts that we would want to turn away from disobeying Him and trust in this wonderful Jesus as our own Savior. We can ask Him to show us His love and mercy as we learn about His Son Jesus.*

**The Gospel**

1. What is the good news of Jesus that Martin Luther learned and wanted people to know? What is the gospel?

*God is the good Creator and King of the world. He made people to worship Him and live by His good laws. But we are all sinners who have rebelled against Him. We all deserve death--God's just, eternal punishment for our sins. How terrible! But God has good news for us. In His great mercy, God sent His Son Jesus to earth to save sinners. Yes, Jesus, the perfect Son of God, left His home in heaven and became a man. He lived the perfect life that pleases God. (He's the only one who has ever done that!) He offered it up to God His Father as the perfect sacrifice for sins when He suffered and died on the cross. Then, on the third day, Jesus rose from the dead in victory. He had fully paid for the sins of God's people, so they wouldn't have to! Now all who turn away from their sins and trust in Jesus as their Savior will receive forgiveness of sins and eternal life with God. They will be His very own special people who will know Him and enjoy Him forever. We can be God's people, too, if we turn from our sins and trust in Jesus as our own Savior.*

## Game: Shoe Search and Ransom

### Materials

The children's shoes  
Masking Tape  
Story Review Questions, one per child  
Paper and marker/pencil for writing questions and keeping score

### Preparing the Game

1. Choose 20+ questions for your game from the Story Review Discussion Questions, or make up your own.
2. Hide the questions around the room. Make a line out of tape for each team, approximately long enough to place one shoe per child per team on it.

### Playing the Game

Have the children sit down in lines of equal teams. Have them take off one of their shoes and give them to you to place along the taped line in front of their team and then sit back down in their groups. Tell them that in order for them to get back their shoes, they will have to do a little searching and ransoming. Explain that questions on small pieces of paper are hidden around the room. You will alternate between the two teams asking the first person in each line to get up and find a question for their team to answer. (The person hunting can ask for suggestions, if desired, from his/her seated teammates.) If the team answers it correctly, then that child's shoe is "ransomed". If not, then the question goes to the other team to answer. If they answer it correctly, then the first team member's shoe is ransomed.

Continue until all shoes are ransomed. Repeat game as time and attention spans allow.

### Non-competitive Option

Don't split into teams. Have the children sit down in a circle around the pile of shoes. Let one or two children at a time search for a question for the teacher to ask the group. If the group gets it right, then the child/children can ransom one of their shoes. Continue until everyone has their shoes ransomed.

### Optional TAKING IT TO OTHERS Activity: Quiz Questions

Have the children choose a few of the questions from the game to ask the parents/other children during TAKING IT TO OTHERS time. Help pre-readers by whispering the question in their ear and letting them ask it aloud to the parents/other children.

**CASE REPLAY ACTIVITIES**

Use this guide to review the Case Story and act it out for others to enjoy!

**CASE REPLAY, JR: YOUNGEST CHILDREN**

**Description:** The children will act out the story together, everyone doing the same action/sound effect at the same time. This activity is most suitable for kindergarteners.

**Materials**

The Case RePlay, Jr. script for younger children

**Preparation**

1. Read through the script and write in the blanks along the side possible actions/sound effects the children could do to act it out.

**Instructions**

1. Tell the children that they will be re-enacting the story together as you tell it.
2. As you read the script, lead the children in actions/sound effects to do with you.
3. If desired, you can read the script and stop at certain sentences and ask them what a good action/sound effect would be to act out what you just read.
4. Repeat the re-enactment one or two times more.

**CASE REPLAY, SR: OLDER CHILDREN**

**Description:** The children act out the story as a three-scene play. You will narrate it using the Case RePlay, Sr. script and they will act it out (no spoken words, for the most part), with each child assuming a different character's role. This activity is most suitable for first grade and up. You will review the story, then practice it a few times before performing it for others.

**Materials**

The Case RePlay, Sr. script  
White board or other large format paper  
Costumes and props

**Preparation**

1. Prepare for the play by choosing costumes and props for each character in the story. Decorate the area with any scenery props.
2. Write the words "Beginning," "Middle," "End" on a large piece of paper/whiteboard with plenty of space under each heading. You will use this paper to help the children think about the story as a three-scene play, as it is presented in the script.

**Instructions**

1. Tell the children that they will get to act out the story as a three-scene play, with a beginning, middle and end section. Tell them that before they can act it out, they need to think it out. as you narrate it with your script.
2. Take the children's answers as they recount the story, helping them put key incidents in the right order.
3. If desired, when they have filled in their Beginning, Middle, End, read through your whole (real) script, so they hear exactly what you will have them act out.
4. Then tell the children that it's time to practice acting out the story.
5. Assign parts to each child. If you are using costumes, do NOT give them out at this point. They will be a distraction.
6. Have all the children sit on the floor or in chairs on one side of the "stage," then call the characters up in place as their part in the story comes.
7. As you read the script, guide the children in where you want them to move or do to act it out.
8. After going through the whole script once, give out any costumes and props and act out the script once or twice more.

**Optional TAKING IT TO OTHERS Activity: Re-enacting the Story**

Read the script as the children act out together (younger) or assuming different roles (older) as the other children or the parents watch.



**CASE REPLAY, JR--YOUNGER KIDS (KINDERGARTEN) P.2**

Welcome to our play! The name of our story is called: The Case of the Not-Good-Enough Man.

Our story takes place in the early 1500's in the country of Germany.

And now we present: "The Case of the Not-Good-Enough Man."

**Scene 1:**

Martin Luther was riding back to Erfurt University after visiting his parents in Mansfield. They were so proud of the good student he was and the important lawyer he would become. Suddenly, there was a terrible thunderstorm. Martin was almost struck by lightning and falls off his horse. Martin starts thinking about facing God as the Rlghteous Judge of his life and is sure his good works are not enough to please Him. He knows he does not deserve to go to heaven, if he dies. Right there, in the middle of the storm, Martin promises God to stop studying to be a lawyer and become a monk, if God will protect him from dying in the storm. Martin makes it back to Erfurt safely. He keeps his promise to God. He sells all his things and goes to the monastery to become a monk. Martin hopes that at last he will be freed from the guilt of his sins.

**Actions:**

---

---

---

---

---

---

---

---

**Scene 2:**

But Martin is not freed from his sins! He tries so hard to please God by praying, confessing his sins, working hard, and doing everything else that monks do; but, he still feels the guilt of his sin. Martin tries even harder to please God, doing even more of all the things monks do, to try to find peace with God. Still he feels the guilt of his sin and he gets mad at God. Martin's teacher gives Martin a Bible. He takes him off of kitchen duty and tells him to learn it and find answers to his questions. Martin studies and studies. He begins to think it is wrong to buy God's forgiveness with indulgences. Martin Luther moves to Wittenberg to teach monks. While studying the Bible he notices a verse in the Bible that says the righteous live by faith. He sees that faith is God's gift to us and that it is by faith in Jesus that we please God. At last Martin is truly freed from the guilt of his sins!

---

---

---

---

---

---

---

---

**Scene 3**

Martin begins to tell everyone to have faith in Christ for forgiveness of sins, instead of trying to buy it with money. The Pope and the church leaders, and even the king, does not like this teaching and try to have him killed. Martin is rescued by Frederick III of Saxony and hidden in his castle for two years. Martin Luther lived for twenty-four more years. He taught and wrote about faith in Jesus for the forgiveness of sins. He died in peace.

---

---

---

---

---

---

---

---

**Bible Truth Tie-In:**

The Bible Truth we are learning is: **God Has Revealed Himself Most Completely through His Son, Jesus.** Martin Luther saw in Jesus that God was not just the perfectly righteous Judge, but He was also the Merciful and Loving God who gives faith and Himself pays for the sins of His people.

---

---

---

---

---

---

---

---

## **CASE REPLAY, SR--OLDER KIDS (1ST GRADE AND UP) P.3**

Welcome to our play! The name of our story is called: The Case of the Not-Good-Enough Man.

Our story takes place in the early 1500's in the country of Germany.

The characters in our story are: Martin Luther, Martin's parents, university friends, monks, Martin's teacher, people buying indulgences, Pope and other leaders in the Catholic church, the King, Frederick III of Saxony

And now we present: "The Case of the Not-Good-Enough Man."

### **Scene 1: (Beginning)**

Martin Luther was riding back to Erfurt University after visiting his parents in Mansfield. They were so proud of the good student he was and the important lawyer he would become. Suddenly, there was a terrible thunderstorm. Martin was almost struck by lightning and falls off his horse. Martin starts thinking about facing God as the Righteous Judge of his life and is sure his good works are not enough to please Him. He knows he does not deserve to go to heaven, if he dies. Right there, in the middle of the storm, Martin promises God to stop studying to be a lawyer and become a monk, if God will protect him from dying in the storm. Martin makes it back to Erfurt safely. He keeps his promise to God. He sells all his things and goes to the monastery to become a monk. Martin hopes that at last he will be freed from the guilt of his sins.

### **Scene 2: (Middle)**

But Martin is not freed from his sins! He tries so hard to please God by praying, confessing his sins, working hard, and doing everything else that monks do; but, he still feels the guilt of his sin. Martin tries even harder to please God, doing even more of all the things monks do, to try to find peace with God. Still he feels the guilt of his sin and he gets mad at God. Martin's teacher gives Martin a Bible. He takes him off of kitchen duty and tells him to learn it and find answers to his questions. Martin studies and studies. He begins to think it is wrong to buy God's forgiveness with indulgences. Martin Luther moves to Wittenberg to teach monks. While studying the Bible he notices a verse in the Bible that says the righteous live by faith. He sees that faith is God's gift to us and that it is by faith in Jesus that we please God. At last Martin is truly freed from the guilt of his sins!

### **Scene 3: (End)**

Martin begins to tell everyone to have faith in Christ for forgiveness of sins, instead of trying to buy it with money. The Pope and the church leaders, and even the king, does not like this teaching and try to have him killed. Martin is rescued by Frederick III of Saxony and hidden in his castle for two years. Martin Luther lived for twenty-four more years. He taught and wrote about faith in Jesus for the forgiveness of sins. He died in peace.

### **Bible Truth Tie-In:**

The Bible Truth we are learning is: **God Has Revealed Himself Most Completely through His Son, Jesus.** Martin Luther saw in Jesus that God was not just the perfectly righteous Judge, but He was also the Merciful and Loving God who gives faith and Himself pays for the sins of His people.

## A Lightning Bolt in a Storm

### Description

Children will make a mobile of Martin Luther, his horse, the storm and a moving lightning bolt.

### Materials

Egg cartons  
 White Cardstock  
 Glitter and other colored glue  
 Markers  
 String or yarn  
 Tape  
 Hole puncher(s)  
 1 Long Skewer per child

### Preparing the Craft

1. Make copies of Templates #1-5 onto cardstock for each child. Cut out, making sure to cut slot in Martin Luther (this enables him to ride his horse).
2. Tape the skewer to back of the lightning bolt.
3. Cut divide egg cartons in groups of six (3 holes by 2 holes), one for each child.
4. Punch holes in the top of each mobile figure.
5. Cut three shorter pieces of string (about 6" long) and two longer pieces of string (about 12" long).
6. Use skewer to poke a hole for the string to pass through the middle of each of the egg cup. Also make one hole in the middle of the egg carton where the handle will go. (optional)
7. Put out markers, glue and string.
8. For younger children, you may want to go ahead and put the string handle through the carton hole. (optional)

### Making the Craft

1. Show the sample of the craft you have made.
2. Have children decorate their mobile figures with markers and then highlight with the glue.
3. If making a handle, have the children take one piece of string, double it over and make a knot with the ends to make a loop. With egg cups facing down, insert this string, loop side up, through the handle hole.
4. Knot one end of each string and thread them through 5 of the egg cup holes, hanging down out of the egg cups. These will be the strings for the hanging figures.
5. Have them attach string to all the figures, but the lightning bolt. Use the longer strings for Martin Luther and his horse; the short ones for the clouds. Adjust strings to desired heights.
6. Place Martin Luther on his horse by using the slot.
7. Insert the lightning bolt through the sixth hole in the egg cups, with skewer sticking up through the egg carton. Children can push the skewer down, striking near Martin and having him fall off his horse.

### Making a Bible Truth Connection

Once the children have settled into their craft, use the Bible Truth- Craft Connection Sheet to lead discussion about the craft. Note that most of these questions echo the questions on the case board, providing a review of what the children learned earlier.

### Optional TAKING IT TO OTHERS Activity: Craft Presentation

If you are presenting the craft to other children or parents the children can hold up their crafts (or your model craft) and read their Bible Truth Connection answers to explain the importance of the craft.

**CASE CRAFT****Discussion Guide****Instructions:**

As the children are settled into making their craft, ask them these questions to help them understand the craft's significance. Use the answers provided to guide the children's answers.

**Discussion Questions**

1. Where was Martin Luther when the storm struck?

*In a forest in his country of Germany.*

2. What was Martin Luther first studying to become? Why were his parents so proud of him? A lawyer. It would be a real step up for his family if he became a lawyer.

3. What did the lightning strike make Luther think about? Why did he decide to become a monk? *It made him think about how he was not prepared to face God. He hoped if he became a monk he could please God and would be prepared to face Him when he died.*

4. What is Bible Truth that we are learning?  
*God Has Revealed Himself Most Completely through His Son, Jesus.*

5. What does our craft have to do with our Bible Truth: God Has Revealed Himself Most Completely through His Son, Jesus?

*Martin Luther hated God for only being pleased with perfect righteousness. He knew that all people are sinners who could never please God by their good works. But then Martin loved God when he read in the Bible that He had sent His Son Jesus to be the perfect righteousness for sinners who believe in Him.*

6. What can our craft help us remember?  
*By faith in Jesus, we can please God, even though we are sinners.*

**TAKING IT TO OTHERS****Craft Presentation****Instructions:**

Have children hold up your model craft/their crafts. Choose five children (or you say) the five sections below to explain the craft's importance.

**Presentation:**

1. Our craft is: A Lightning Bolt in a Storm.


2. In a forest in Germany, Martin Luther changed from being a lawyer to being a monk when a lightning bolt in a storm almost killed him because he thought becoming a monk would please God.

3. Our Bible Truth is: God Has Revealed Himself Most Completely through His Son, Jesus.






4. Martin Luther became a monk to please God, but became mad God for only being pleased with perfect righteousness--something sinful people could never have on their own. But then Martin loved God and found peace when he read in the Bible that He had sent His Son Jesus to be the perfect righteousness for sinners who believe in Him.

5. Our craft can help us remember that by faith in Jesus, we can please God, even though we are sinners.

Note: Even non-readers can participate in presenting the craft, if you will whisper what they are to say in their ear and let them say it aloud for the others to hear.



Template #1





**BEFORE CLASS:****1. PICK YOUR PERSON**

VIPPs can be anyone in your church! Typically, they fall into 6 categories: Church staff, Elders, Deacons/deaconesses, Special Volunteers (people who aren't paid, but spend a lot of time helping out in particular ways), Supported Workers (a.k.a. missionaries), and Church Members.

**2. GATHER YOUR FACTS**

Use the VIPP Information Sheet to write down the facts about your VIPP. The information on this worksheet is used in the VIPP activities, listed in the "Choose an Activity" section below.

**DURING THE ACTIVITY:****1. INTRODUCE YOUR VIPP**

Introduce your VIPP to the children, using the VIPP Information Sheet. Fill in a set of VIPP Clue Cards with the information for your VIPP. If desired, you can even have the actual person come into class for the children to meet.

Need help describing what someone does for the church in a kid-friendly way? Click on the list of common VIPPs and how to describe what they do to kids. See if your VIPP is one of these. It may save you some time.

**2. PRAY!**

Lead the children in praying for the VIPP. Ask the children if they would like to pray for one of the VIPPs prayer requests. Even non-readers can pray for the VIPP if you whisper the prayer request in their ear, then let them say it aloud. Never force a child to pray!

**3. CHOOSE AN ACTIVITY**

There are two activities you can use to help the children learn about the VIPP:

**VIPP Clue Cards:** These are 9 coloring sheets in which children fill in the 9 things they learn about the VIPP from the VIPP Information Sheet. Photocopy a set of each child. Use as few or as many of these Clue Cards as you desire.

**VIPP Game:** This is a game that uses a set of Clue Cards for one or two VIPPs.

Choose a VIPP and fill in his/her information on the VIPP Information Sheet. Fill in a set of VIPP Clue Cards with the information for your VIPP. Tell the children about the VIPP, having them fill in the VIPP Clue Cards with the key facts as they learn them. Write any words the children need to write on a white-board or other piece of paper so they can see how to spell them. Help younger children write these words on their clue cards. Ideas for how to tell the children about many common VIPPs are listed at [praisefactory.org](http://praisefactory.org) with the resources for this Bible Truth.

**Optional TAKING IT TO OTHERS Activity: Introduce and Pray for the VIPP**

If you are presenting the VIPP to other children or parents you can assign children to hold up the 10 clue cards and say what each card tells about the VIPP. (Or, you can have the children hold them up as you tell what each one means.) Then lead the children in praying for the VIPP.

## Game: Beanbag Toss In

### Materials

Information for one VIPP

2 Sets of Clue Cards

8 Letter-sized Envelopes or folders

Bean Bag(s), one per child

Tape

### Preparing the Game

1. Fill in one set of clue sheets for the VIPP you are using.
2. Tape the other (blank) set of Clue Cards to the outside of the manilla envelopes.
3. Put the filled-in clue cards in the corresponding envelope.
4. Tape each down to the floor, fairly close together.

### Playing the Game

**Reveal:** Tell the children about the VIPP, showing them your filled-in clue cards as you tell about them.

**Review:** At your signal, have the children take toss their bean bags onto the envelopes. Then one that has the most bean bags on it./near it is the one you will open. (The children may have fun taking turns designating one as the target before tossing.) The teacher (or the child) tells the Clue Card category. The other children try to remember what the VIPP's answer was. Open it up and see if they got it right. If they did, the Clue Card is retired. If not, it can be added back into the Clue Cards to be tossed at.

**VIPP INFORMATION SHEET**

**VIPP NAME:**

\_\_\_\_\_

**WHAT VIPP LOOKS LIKE**

Man or Woman? \_\_\_\_\_

Hair color? \_\_\_\_\_

Eye color? \_\_\_\_\_

**FAVORITE ANIMAL**

\_\_\_\_\_  
\_\_\_\_\_

**FAVORITE FOOD**

\_\_\_\_\_  
\_\_\_\_\_

**FAVORITE FREE TIME ACTIVITY**

\_\_\_\_\_  
\_\_\_\_\_

**WHAT VIPP DOES DURING WEEK**

\_\_\_\_\_  
\_\_\_\_\_  
\_\_\_\_\_  
\_\_\_\_\_

**VIPP GROUP OF SERVICE:**

- |                   |                                  |
|-------------------|----------------------------------|
| Church Member     | Deacon                           |
| Elder             | Church Staff                     |
| Special Volunteer | Supported Worker<br>(Missionary) |

**3 WAYS VIPP SERVES CHURCH**

\_\_\_\_\_  
\_\_\_\_\_  
\_\_\_\_\_  
\_\_\_\_\_  
\_\_\_\_\_  
\_\_\_\_\_

**3 WAYS TO PRAY FOR THE VIPP**

\_\_\_\_\_  
\_\_\_\_\_  
\_\_\_\_\_  
\_\_\_\_\_  
\_\_\_\_\_  
\_\_\_\_\_

