

BIBLE TRUTH 3, LESSON 3: PLANNER/OVERVIEW

GETTING STARTED: Welcome and Opening Songs (*introduce unit and get kids moving with these songs*)

Welcome to Praise Factory: PFI: Praise Factory Investigators Theme Song *PFI Songs ESV 1, Track 1*

Rules to Help Us Worship God and Love One Another: WoGoLOA Classroom Rules Song
PFI ESV Songs 1, Track 2

Big Question Under Investigation: Big Question 1 Songs *PFI ESV Songs 1, Tracks 3,4*

Big Question Bible Verse: Amos 4:13 Song: The LORD Declares *PFI ESV Songs 1, Track 5*

Extra Song: He Who Declares His Thought PFI ESV Songs 1, Track 6

Extra Song: He Who Forms the Mountains PFI ESV Songs 1, Track 7

Extra Song: For Behold PFI ESV Songs 1, Track 8

Extra Song: For Behold PFI ESV Songs 1, Track 9

DIGGING DEEP DOWN: Key Concept and Story (*introduce the Bible Truth and tell the related story*)

Bible Truth 3: God Spoke to His People through Prophets Long Ago

Bible Truth Hymn: The God of Abraham Praise, v.2 *PFI ESV Songs 1, Track 18*

Bible Verse: Deuteronomy 18:18-19

Bible Verse Song: I Will Raise Up *PFI ESV Songs 1, Track 19*

Lesson 3 New Testament Story: The Case of the Wilderness Wild Man
Matthew 3,14; Mark 1,6; Luke 3,9; John 1

TAKING ACTION: Response Activities (*choose from among these activities*)

Snack and Discussion Planner: Honey and "Locusts"

ACTS Prayer: Prayer Sheet

Bible Truth Review: Discussion Questions and Game: Circle and Cross

Bible Truth Hymn: The God of Abraham Praise, v.2 *PFI ESV Songs 1, Track 18*

Song, Sign Language and Song Game: Big Voice, Little Voice **PFI ESV Songs 1 BOOK or ONLINE**

Bible Verse Review: Deuteronomy 18:18-19: Discussion Sheet and Game: Day at the Beach

Bible Verse Song: I Will Raise Up: Deuteronomy 18:18-19 *PFI ESV Songs 1, Track 19*

Song, Sign Language and Song Game: Sign It, Say It, What Does It Mean? **PFI ESV Songs 1 BOOK or ONLINE**

Story Review: Discussion Questions and Game: Yes, No and Go

Case RePlay, Jr: Drama Activity for Youngest Children (children do same story actions together)

Case RePlay, Sr: Drama Activity for Most Children (children re-tell story with individual parts)

Craft: Tax Collectors, Soldiers and Teachers of the Law

VIPP (Very Important Prayer Person) Prayer Time: Coloring Sheets (back of book) and Game: Stop and Go

TAKING IT HOME: Take Home Sheet for Review and Family Devotions

PFI Pronto: Bible Truth 3, Lesson 3 **PFI ESV Prontos 1 BOOK or ONLINE**

The Case of the Wilderness Wild Man Matthew 3,14; Mark 1,6; Luke 3,9; John 1

by Connie Dever

Our story is:**The Case of the Wilderness Wild Man.****As you listen to the story, see if you can figure out:**

1. Who was the Wilderness Man? How was he like a wild man?
2. Why was he out in the wilderness? What was his message?

This story takes place in New Testament times, but was the answer to something that started way back near the very beginning of time.

When Adam and Eve rebelled against God, sin and death entered the world and spread to all people. It was so terrible! Every person deserved God's just punishment for their sins. They all faced being separated from Him forever and there was nothing they could do to save themselves from this sadness.

No, they couldn't save themselves, but there was someone who could: God. And He planned to do just that. So from even that first awful day, God treated sinners better than they could ever deserve. "Your sins deserve My punishment, but I will send you a Savior," He told them. And through the years, gave them many more promises about the Savior.

Many times these promises were spoken through His prophets. Moses, David, Jeremiah, Hosea, Malachi, Daniel, and many more all passed on glimpses of what this Savior do and be. But perhaps no prophet passed on more about the coming Savior than the prophet Isaiah. "The Savior will be God Himself. He will take the sins of God's people upon Himself. He will rise from the dead," Isaiah reported God's word to the people. And what sign could the people look for to know when the Savior was about to come? "A very special prophet will come to led the way for the Savior," he told them.

"This special prophet will be: "A voice of one calling in the wilderness, 'Prepare the way for the LORD, make straight paths for him. Every valley will be filled in, every mountain and hill made low. The crooked roads shall become straight, the rough ways, smooth. And all mankind will see God's salvation," he foretold.

Straight paths for the LORD, what did that mean?

Just like kings in ancient times used to send servants ahead of their royal caravans to fill in pot holes and level out bumps, God would send a great prophet to go ahead of his Messiah, to prepare the hearts of the people to be ready for Him.

But there aren't pot holes and bumps in our hearts, are there? Of course, not! But there is sin in our hearts. And there is selfishness and hatred for others, and even for God. These were the kinds of things God would use this great prophet to show the people, that they might turn away from their sin and humbly be ready to believe in the Messiah. Through faith in Him, God would bring forgiveness of their sins. He would change their hearts and fill them love for Him.

Who was this great prophet God sent to prepare the people's hearts for the Messiah? An angel appeared to a man named Zecharias and told him: "Zecharias, your wife is going to have a baby, but don't name him after yourself, like everyone expects you, too. You must name him 'John'--which means 'gift of God.' As your son, he is My gift to you. But even more so, he is My gift to My people. He will prepare the way in their hearts for the Messiah," the LORD said through the angel. "John will be greater than any of the Old Testament prophets. I'm not just going to fill him with my Spirit when it's time for him to start speaking to the people for Me, like I did with the other prophets. No! I'm going to fill him with my Spirit even before he is born!" the LORD promised.

"Now I have special rules that you must teach him to obey," the angel said as he continued with the LORD's message for Zecharias. "He is never to have a haircut, drink wine or touch a dead body his whole life. I want you to do these things so that he will be ready to be my

Story-telling Tips

Ahead of time:

1. Read the Bible verses and story. Pray!
2. Create story cue cards on index cards (or highlight text).
3. Practice telling story dramatically, timing your presentation. Shorten, if necessary to fit your allotted time.
4. Decorate area with story props that help bring your story alive.

During your presentation:

1. Maintain as much eye contact as possible as you tell the story. Point to/use props at important points in the story. Include the kids in your story with a few questions about what they think will happen or words/concepts that might be new to them.
2. Watch the kids for signs that their attention span has been reached. Shorten, if necessary.

special prophet who will speak my words to prepare the people for the Lord, the Messiah Jesus, when the time comes," the angel commanded.

Everything happened just as the angel had said. Elizabeth became pregnant and she gave birth to a baby boy. Zecharias and Elizabeth, John's parents, did just what the angel told them to do. They gave him the name 'John.' They never cut his hair or let him drink wine. They kept him away from dead bodies. They kept all the other special rules God gave them for raising John. They took him to the desert of Judea to raise him there. John grew up living a rough, outdoor life out in the hot sun, among rocks, snakes, scorpions. His parents gave him locusts (like grasshoppers) and honey for food. God blessed John and he grew up to be a godly man. The LORD was getting him ready to be the prophet who would prepare the way for the LORD, the Messiah Jesus.

Thirty, long years passed while John lived out in the desert. He had grown into a strong man, with long, long hair that had never been cut. He wore rough clothes made out of scratching camel's hair and a thick leather belt around his waist, just like the great prophet Elijah had hundreds of years earlier.

But far more important than how John looked on the outside, was God's word in his heart, that he longed to preach. "It is time to prepare the way for the LORD, the Messiah Jesus," the Holy Spirit prompted John inside his heart. "Preach the words to the people that I will give to you."

So John went over to the River Jordan, near Bethany and began to speak the words the LORD gave him: "Repent and turn away from your sins for the kingdom of God is near. Be baptized to show that you are turning away from your sins and turning to God. Prepare the way for the LORD, the Messiah Jesus. Make your hearts ready for Him. Live right for God," he urged his listeners..

Before long crowds of people came from Jerusalem and all over the country to hear John. They heard his message and believed. John brought them down into the water and baptized them.

"What should we do now?" the people asked John.

"Don't just change the way you think, change the way you act, too. Be generous and share with others in

need. "The man with two [shirts] should share with him who has none, and the one who has food should do the same," John told them.

The tax collectors asked him, "Teacher, what should we do?"

"Stop acting like all the other tax collectors who get greedy and take too much money. Only ask for the fair amount," he told them.

"What should we do?" asked the soldiers.

"Don't be like the other soldiers who threaten people with their swords just to make them give them money. Don't lie about people to get them in trouble with the law. Be satisfied with how much money you get paid," John replied.

Some of the Pharisees and Sadducees came to listen to John, too. But they didn't come to prepare for the coming Messiah. They came to see what John was doing and get him in trouble, To them John said, "You are like a brood of vipers—poisonous snakes. You hide in nooks and crannies waiting for a chance to strike and kill the good works of God. You need to turn away from your sins, too, just like everyone else. If you do not, you will face God's punishment!" John warned.

But did they listen? Sadly they did not! The Pharisees and the Sadducees refused to join the tax collectors, soldiers and others. They would NOT repent and be baptized. They didn't think they needed to. And so, their hearts were not ready to receive the Messiah who was coming.

And soon the Messiah did come. He came and stood among the crowd listening to John as he preached and baptized by the Jordan River. At last it was His time! Yes, Jesus, the Messiah, Himself, had come!

As Jesus walked through the crowd towards John, God gave John a new message to tell the people: "Look, the Lamb of God, who takes away the sin of the world! He is the one who comes after me. He is more powerful than I, the thongs of whose sandals I am not worthy to stoop down and untie.... I myself did not know him, but the reason I came baptizing with water was that he might be revealed to Israel," John told them.

John's time was through. The prophet had done his job. He had prepared the way and now, praise God, Jesus the Messiah had come! Jesus would preach His

words to the prepared hearts of those who heard God's call through John and many would turn and believe in Him.

Cracking the Case:

It's time to answer our Case Questions.

1. Who was the Wilderness Wild Man? How was he like a wild man?

John the Baptist. He didn't cut his hair; he wore camel's hair clothes; he ate locusts and honey.

2. Why was he out in the wilderness? What was his message? The LORD told him to go live in the wilderness, in fulfillment of the words of the prophets spoken many years earlier. He told people to repent of their sins and be baptized to be prepared for the coming Messiah.

Something For You and Me

Our Bible Truth is: God Spoke to His People through Prophets Long Ago

Our Bible Verse is: Deuteronomy 18:18-19: "I will raise up for them a prophet like you from among their brothers. I will put My words in his mouth, and he will tell them everything I command him. I will hold accountable whoever does not listen to My words that he speaks in My name."

John had finished his job, preparing the people of Israel for the Messiah, when Jesus began to preach. But do you know, he is still preaching his message today, as we listen to this story. Are our hearts prepared for the LORD? Have we confessed and repented of our sins like many people did when they heard John's message from God? Or are we still like those Pharisees and Sadducees who might know the right answers but still do not think they need to repent of their sins? The LORD wants US to prepare our hearts for Him, too. He wants us to confess and repent of our sins. He want us to turn and trust in Jesus as our Savior. If we do, He will fill our hearts with His Spirit, just as He did to those who turned and trusted in Him two thousand years ago.

Let's praise this God who spoke long ago to His people through His prophets. Let's ask Him to prepare the way in our hearts, too, that we might confess and repent of our sins, and turn and trust in Jesus.

Close in prayer.

Closing ACTS Prayer

A God, we praise You for being so merciful that You would plan to send Jesus to save us from our sins.

C God, we confess that we are sinners, like the people who listened to John the Baptist. We can be greedy. We can look good on the outside when we are really sinful in our hearts. We need to repent of our sins! We need a Savior!

T God, we thank You for loving sinners so much that You would promise to send them a Savior; and, that You would prepare their hearts so they could be ready to trust in that Savior.

S God, work in our hearts! By Your Holy Spirit, help us to turn from our sins and trust in Jesus as our Savior.

Special Words

Prophet: A person who speaks, teaches and acts in the name of a god.

Messiah: The Special One promised by God, who would come and save God's people and establish His kingdom. The Old Testament is full of promises about what the Messiah would be like. Jesus has fulfilled them all.

Pharisees: A particular group of Jewish teachers who spent years studying God's laws and Jewish customs and were known for trying especially hard to keep them all.

ACTS PRAYER ACTIVITY

Use this sheet to write down your ACTS Prayer

Instructions:

Use this sheet to help the children apply the Bible Truth into a prayer. You can use the ACTS provided or even better, have the kids think of their own applications. Also have the children add their personal requests to the prayer, too. Lead the children in the prayer or let them pray sections, with your help. Never force a child to pray! Non-readers can participate by you whispering a section of the prayer into their ear and allowing them to pray it aloud for the group.

ADORATION:

We praise You, God, for being the God who reveals Himself to us through the words You gave Your prophets to speak and to write down.

God, we praise You for being.....

Add your own Adorations:

CONFESSION:

We confess that many times we don't want to obey or even listen to the words You spoke through the prophets. We like to live our own way. We need Jesus to save us!

God, we have sinned against You....

Add your own Confessions:

THANKSGIVING:

Thank You, God, for speaking through the prophets and making sure they wrote down Your words just right. Thank You that through their work, we can know more about You and how You want us to live.

God, we thank You for...

Add your own Thanksgivings:

SUPPLICATION:

God, help us to learn the words You spoke through the prophets long ago. Work in our hearts that we might remember and obey them. Help us to turn away from our sins and trust in Jesus as our Savior.

God, we need Your help...

Add your own Supplication:

SNEAKY SNACK

Can you figure out how this snack ties in with our case?

Snack: Honey and “Locusts”

Honey-butter spread on a white cracker or piece of bread dotted with mini shredded wheat bits of “locusts” (Recommend white cracker or bread so that it contrasts well with the locusts).

This is only a suggestion. Feel free to modify. Be mindful of allergy issues among your children!

Case Tie-in: John the Baptist was the special prophet who announced the coming of the Messiah and gave the people the LORD’s message to prepare their hearts to believe in Him. He lived out in the desert and from there proclaimed the LORD’s message. He ate locusts and honey.

SOUL FOOD

Food for thought during snack time

1. What does the snack have to do with the story?

Choose a few questions from the other activity discussion sheets to talk about during this snack time.

2.

3.

4.

5.

6.

7.

Directions: Read and discuss Bible Truth, using a FEW of the questions. Play game. Feel free to modify the game to fit your children.

God Spoke to His People through Prophets Long Ago

Before Jesus came, God often spoke to His people through prophets. Prophets were godly people who spoke God's words to people, especially God's people. God would speak to the prophets, then the prophets would tell the people exactly what God said. Sometimes false prophets came who pretended to speak God's words. The difference between the false prophets and God's true prophets was that the words of God's prophets always came true.

Sometimes God used His prophets to warn the people to stop sinning against Him. He urged them to turn away from their sins and receive His forgiveness. If they did not turn back, God used the prophets to tell His people how He would discipline them. After God disciplined His people, He used the prophets to give the people His words of comfort and hope.

The Bible is God's Word. Much of it, God first spoke to His people through the prophets. They wrote it down for God's people to know and obey. The Bible calls Jesus the Word of God, the greatest prophet of all. That's because Jesus is God. He always spoke God's Word.

Understanding the Bible Truth

1. How did God often speak to His people before Jesus came? *Through the prophets.*
2. How would God use the prophets to speak to the people? *God would speak to a prophet, then the prophet would tell God's words to the people.*
3. What was a false prophet? *Someone who pretended to speak God's words.*
4. How could you tell the difference between a false prophet and one of God's true prophets? *The words God's prophets spoke from God always came true.*
5. What kind of messages did the prophets give the people? *Messages of salvation through trusting in Him. Messages of warnings, discipline, comfort and the promise of deliverance when they turned away from following Him.*
6. How did the prophet know what to say to the people? *The LORD gave him the words to say and then he would say them to the people.*
7. How do we know what the prophets spoke long ago to God's people? *The words God gave them to speak to the people, they also wrote down and are in the Bible.*
8. Why is Jesus called the Word of God, the greatest prophet of all? *Because Jesus is God. He always spoke God's word.*

Story Connection Questions

1. What does this story have to do with our **Bible Truth: God Spoke to His People through Prophets Long Ago**? *John the Baptist was one of the prophets from long ago that the LORD raised up to speak His words to the people.*

Bible Verse Connection Question

1. What does our Bible Truth have to do with our Bible Verse: **Deuteronomy 18:18-19**: "I will raise up for them a prophet like you from among their brothers. I will put My words in his mouth, and he will tell them everything I command him. I will hold accountable whoever does not listen to My words that he speaks in My name."? *God tells us in His Word that He would raise up prophets to instruct the people. He used them to instruct the people in how they could be saved by trusting in Him. He used them to warn the people to turn back to Him when they kept on sinning against Him and to offer them forgiveness for their sins. The people were to obey the prophet's words because they were His words. God's people still read the words of the prophet's written in the Bible today. There are things that God wants them to still obey that He commanded through them, long ago.*

Life Application Questions

1. How does God use the prophets to still speak to His people today? *Through their words written in the Bible.*
2. How can we become God's people? *By turning away from our sins and trusting in Jesus as our Savior.*

ACTS Questions

1. What is something we can praise God for because of this Bible Truth?

Praise God for being the Instructor of His people through the prophets He gave them.

2. What are sins we can confess to God because of this Bible Truth? *That many times when we listen to God's commands that we choose to rebel against them. We want do what we want to do, not what God wants. We deserve His punishment! We need a Savior!*

3. What is something we can thank God for because of this Bible Truth?

We can thank God for giving His people prophets to tell them His offer of salvation through trusting in Him; and, for His warnings and commands that help them to know what pleases Him and urge them to turn and trust in Him. We can thank God most of all for Jesus, who came and spoke God's Words most clearly of all, because He is God. And, who came to save us from our sins. He is the reason we can know God's comfort, even though we have sinned!

4. What is something we can ask God for because of this Bible Truth?

We can ask God to work in our hearts that we would want to turn away from disobeying Him and His good ways, that the prophet's spoke. We can ask Him to help us to say sorry to Him and trust in Jesus as our Savior. We can ask Him to give us the Holy Spirit in our hearts who can help us to obey God and His good laws.

The Gospel

1. What is the good news of Jesus that all the words of the prophets in the Bible were preparing us for? What is the gospel?

Yes, there is hope! God is the good Creator and King of the world. He made people to worship Him and live by His good laws. But we are all sinners who have rebelled against Him. We all deserve death--God's just, eternal punishment for our sins. How terrible! But God has good news for us. In His great mercy, God sent His Son Jesus to earth to save sinners. Yes, Jesus, the perfect Son of God, left His home in heaven and became a man. He lived the perfect life that pleases God. (He's the only one who has ever done that!) He offered it up to God His Father as the perfect sacrifice for sins when He suffered and died on the cross. Then, on the third day, Jesus rose from the dead in victory. He had fully paid for the sins of God's people, so they wouldn't have to! Now all who turn away from their sins and trust in Jesus as their Savior will receive forgiveness of sins and eternal life with God. They will be His very own special people who will know Him and enjoy Him forever. We can be God's people, too, if we turn from our sins and trust in Jesus as our own Savior.

Game: Circle and Cross

Materials

Beanbags, 1 per child
Masking Tape
Bible Truth Questions

Preparing the Game

1. Choose 20+ questions for your game from the Bible Truth Discussion Questions, or make up your own.
2. Write the Bible Truth questions on small thin strips of paper (or make a photocopy of the Bible Truth Discussion Questions and simply cut them into strips) and put them in the bag/bowl.
3. Tape a circle about 2' in diameter on the floor. Tape a large X in the middle of it.
4. Mark one team's set of beanbags with a small piece of masking tape or other distinguishing mark.

Playing the Game

Divide the children into two teams, giving the members of each team a beanbag of the same color or marking. Have all the children stand outside of the circle, about 6' back. At your signal, have the children toss their beanbags into the circle, trying to make them land on the taped X. Count up the beanbags for each team that landed on it. That's how many points their quiz question is worth. Choose a question for each team from the bag/bowl. If a team gets it wrong, the question goes to the other team for 1 point, if they can get the correct answer. Gather up the beanbags and continue play.

Game continues as number of questions, time, and attention span allow.

Non-competitive Option

Set a target number of points for the whole group. Challenge the children to see how many turns it takes score the target number of points. Once the target has been reached, start the game over and see how many turns it takes to reach the target the second time.

Optional TAKING IT TO OTHERS Activity: Quiz Questions

Have the children choose a few of the questions from the game to ask the parents/other children during TAKING IT TO OTHERS time. Help pre-readers by whispering the question in their ear and letting them ask it aloud to the parents/other children. Make sure you read the Bible verse aloud before you ask your questions.

Directions:

1. Write words to song in large print before class.
2. Play the song for the children, helping them follow along on the song sheet.
3. Discuss the song, using a few questions from the discussion sheet. *Don't use them all!*
4. Introduce sign language for key words of your choice from sign language sheet for your song. Use as few or as many as you think the children can learn.
5. Sing and sign the song. Sign language as well as large format lyrics and sheet music are found in the PFI Unit Songbook or online.
6. If desired, play the Song Game.

Optional TAKING IT TO OTHERS Activity: Presenting and Singing the Song

1. Sing and sign the song, encouraging the watching children/parents to join in.
2. Ask the class some of the questions listed below. The Bible Truth Connection Question is particularly good to help them understand how the song ties in with the Bible Truth.

The God of Abraham Praise

Verse 2

His Spirit floweth free, High surging where it will:
In prophet's word He spoke of old, He speaketh still.
Established is His law, And changeless it shall stand,
Deep writ upon the human heart, On sea or land.

Listen to it on PFI ESV Songs 1, Track 18

Understanding the Song

1. Who is "His Spirit?" *The Holy Spirit of God.*
2. Where does the Holy Spirit go and why? *He flows freely, where He wills to go, with the power to do to will of God the Father and the Son, like a surging, powerful wave.*
3. How did the Holy Spirit flow in prophet's word? *By giving the prophet God's words to speak and to write down.*
4. How does God speak still? *By the Holy Spirit working in our hearts as we hear the words of the Bible spoken and explained.*
5. What does it mean for God's law to be established and changeless? *To be established means that it is firmly in place and cannot be taken away. God's law—another name for the Bible—has been put in place by God. No one can change one of His laws that they don't like and make a new one instead. His law is changeless, always true.*
6. How is God's law written upon the human heart? *It is NOT written with a pen or pencil. It means that God made people to know deep down in their hearts that there is a God and to know what He has set up as right and wrong.*

Bible Truth Connection Question

1. How does this song relate to our Bible Truth: **God Spoke to His People through Prophets Long Ago?** *By His Holy Spirit, the LORD gave the prophets His words to speak to His people.*

Story Connection

1. How does this song relate to today's story? *By the Holy Spirit, the Lord gave the prophet John the Baptist the words to prepare the people for the coming of the Messiah.*

Bible Verse Connection Question

1. What does our Bible Truth have to do with our Bible Verse: **Deuteronomy 18:18-19:** "I will raise up for them a prophet like you from among their brothers. I will put My words in his mouth, and he will tell them everything I command him. I will hold accountable whoever does not listen to My words that he speaks in My name.?" *These verses remind us that by His Holy Spirit, the Lord gave the prophets His words to speak to His people.*

Life Application Questions

1. How can God's people be affected by the message of this song? *They can praise God for speaking to them, even today through the words of the prophets written in the Bible, through His law, and even by the way He made their hearts to know Him. They can ask Him to have His Holy Spirit fill them with understanding and desire to please Him.*
2. How can we become God's people? *By turning away from our sins and trusting in Jesus as our Savior.*

ACTS Questions

1. What is something we can praise God for from this hymn?

Praise God for being the Speaker of His Word through prophets long ago and that still speaks to us as we read His Word, the Bible.

2. What are sins we can confess to God from this hymn?

That many times we chose to disobey God's words, including the words of His prophets, written down in the Bible. We need a Savior!

3. What is something we can thank God for from this hymn?

We can thank God for giving us His Word to speak to His people, long ago through the prophet's and even today as we read it.

4. What is something we can ask God for from this hymn?

That God would work in our hearts that we might turn from our sins and trust Jesus as our Savior. Ask Him to help us to understand His prophets words, written in the Bible. Ask Him to help us obey all His commands.

Gospel Question

1. The LORD gave His people many promises about the Savior, Jesus, who would come to save His people. What is the good news of Jesus that the prophet's words foretold? What is the gospel?

God is the good Creator and King of the world. He made people to worship Him and live by His good laws. But we are all sinners who have rebelled against Him. We all deserve death--God's just, eternal punishment for our sins. How terrible! But God has good news for us. In His great mercy, God sent His Son Jesus to earth to save sinners. Yes, Jesus, the perfect Son of God, left His home in heaven and became a man. He lived the perfect life that pleases God. (He's the only one who has ever done that!) He offered it up to God His Father as the perfect sacrifice for sins when He suffered and died on the cross. Then, on the third day, Jesus rose from the dead in victory. He had fully paid for the sins of God's people, so they wouldn't have to! Now all who turn away from their sins and trust in Jesus as their Savior will receive forgiveness of sins and eternal life with God. They will be His very own special people who will know Him and enjoy Him forever. We can be God's people, too, if we turn from our sins and trust in Jesus as our own Savior.

Song Game: Big Voice, Little Voice

Materials

Song

Sign language signs used in the song printed out onto little cards

Blindfold

Preparing the Game

None.

Playing the Game

1. Practice the song and signs until the children know them well. Then tell them: "Children, we are going to hide a sign language sign and see if one of you can find it... with a little help from the rest of us!"
2. Choose someone to be "It" and blindfold them. Choose another child to hide one of the sign language cards. When it's hidden, "It" can remove the blindfold and begin to look.
3. The rest of the children will sing the song in a louder voice when "It" gets closer to the hidden sign and quieter when "It" gets further from the sign.
4. When "It" finds the hidden clue, another "It" is chosen and play begins again.

Game continues as number of questions, time, and attention span allow.

choose a FEW questions for discussion, then choose the game and/or music activity

Meditation Version: Deuteronomy 18:18-19

"I will raise up for them a prophet like you from among their brothers. I will put My words in his mouth, and he will tell them everything I command him. I will hold accountable whoever does not listen to My words that he speaks in My name."

Alternate Memory Version: Deuteronomy 18:18,19

"I will raise up for them a prophet like you from among their brothers; I will put My words in his mouth, and he will tell them everything I command him."

Understanding the Bible Verse

1. Who did the LORD promise to raise up for the people? *A prophet like Moses.*
2. What would the prophets do for the people? *They would speak to them the words the LORD gave them to speak.*
3. What was the prophet to tell the people? *Everything God commanded them to say: God's promises to save them through faith in Him. And also, God's words of warning, discipline and comfort for those who sin.*
4. What would happen to anyone who did not listen to the words of the LORD's prophet? *The Lord would call him to account, Himself.*
5. What do you think it means for the LORD to call someone to account? *It might mean disciplining them here on earth; but it also definitely means that the Lord will judge them for their sinfulness when He judges all people at the end of time.*
6. Why was it kind of the LORD to raise up prophets for the people? *It could have been enough for Him to just give them His laws and have them obey. But the people were rebellious and the LORD used the prophets to speak His warnings to them that they might listen and turn from their sins.*
7. Who is the greatest prophet who the LORD raised up to fulfill this promise? *The Lord Jesus. He did not just speak God's words like the other prophets. Jesus is God. When He spoke, He spoke as God, Himself, speaking.*

Bible Truth Connection Question

1. What does this verse have to do with the **Bible Truth: God Spoke to His People through Prophets Long Ago?** *God tells us in His Word that He would raise up prophets to instruct the people. He used them to instruct the people in how they could be saved by trusting in Him. He used them to warn the people to turn back to Him when they kept on sinning against Him and to offer them forgiveness for their sins. The people were to obey the prophet's words because they were His words. God's people still read the words of the prophet's written in the Bible today. There are things that God wants them to still obey that He commanded through them, long ago.*

Story Connection Questions

1. What prophet did the LORD raise up to prepare the people for the coming of the Messiah? *John the Baptist.*
2. Who did John the Baptist especially warn about not listening to his message? *The Pharisees because they knew what to do, but did not do it.*

Life Application Questions

1. How should we response to God's words given us through His prophets (and written down in the Bible)? *We should turn away from our sins and trust in Jesus as our Savior. We should ask God to fill our hearts with the Holy Spirit and help us obey His good words given to us.*

ACTS Questions

1. What is something we can praise God for from this Bible verse? *Praise God for being the Giver of prophets to speak His words to His people, long ago.*

2. What is something we can confess to God from this Bible verse? *That many times we chose to disobey God's words, including the words of His prophets, written down in the Bible. We need a Savior!*

3. What is something we can thank God for from this Bible Verse? *We can thank God for sending Jesus as the greatest prophet who perfectly spoke God's Word; and who came to save His people from their sins, even though they have not obeyed His commands as they should.*

4. What is something we can ask God for from this Bible verse?

That God would work in our hearts that we might turn from our sins and trust Jesus as our Savior. Ask Him to help us to understand His prophets' words, written in the Bible. Ask Him to help us obey all His commands That God would work in our hearts that we might know and love Him, both by what we see of Him in His creations; and, most of all, by trusting in Jesus as our Savior.

Gospel Question

1. The LORD gave His people many promises about the Savior, Jesus, who would come to save His people. What is the good news of Jesus that the prophet's words foretold? What is the gospel?

God is the good Creator and King of the world. He made people to worship Him and live by His good laws. But we are all sinners who have rebelled against Him. We all deserve death--God's just, eternal punishment for our sins. How terrible! But God has good news for us. In His great mercy, God sent His Son Jesus to earth to save sinners. Yes, Jesus, the perfect Son of God, left His home in heaven and became a man. He lived the perfect life that pleases God. (He's the only one who has ever done that!) He offered it up to God His Father as the perfect sacrifice for sins when He suffered and died on the cross. Then, on the third day, Jesus rose from the dead in victory. He had fully paid for the sins of God's people, so they wouldn't have to! Now all who turn away from their sins and trust in Jesus as their Savior will receive forgiveness of sins and eternal life with God. They will be His very own special people who will know Him and enjoy Him forever. We can be God's people, too, if we turn from our sins and trust in Jesus as our own Savior.

Day at the Beach

Materials

- Bible verse written up in large print so that all can see
- 2 large pieces of paper or poster board
- 10 or so various beach items, per team
(shells, sunglasses, beach balls, lotion bottle, fish, sand bucket, shovel, etc.)
- Paper, marker
- 1 towel (preferably beach towel) per team

Preparing the Game

1. Make copy of the verse per team and cut it apart into as many parts as many pieces as beach articles per team. Number this verse pieces in order and tape them to the beach articles.
2. Make a sign per team of the verse. If you have a lot of non- or early readers, write the verse in easy to read print, numbering each word/section that correspond to the sections on the cut-up version of the verse. If your children are all proficient readers, do not write the verse on the poster board, but simply draw lines and number them 1-10, corresponding to the 10 verse pieces.
3. Write down and cut out the numbers used on the verse pieces and put in a little bag or jar.
4. Use masking tape to mark starting line.
5. Tape the numbered verse pieces to the beach items and make a pile for each team at the far end of the relay area.
6. Place a towel at the starting line for each team.

Learning the Verse

Some or all of your children may be non- or early readers. Teach the verse in sections, having them say it after you. Repeat a few times. Add clapping or other movement as they say it.

Directions

1. If desired, lead the children in a discussion of a **FEW** of the most important questions before beginning game.
2. Explain the game to them as follows:
WARNING: Limit the children to walking quickly if you have a slick floor.
Divide the children into teams. Explain everyone will say the verse together, then you will pull out a number from your bag. The first two children in each line will rush down to the other end of the relay area with the ends of the towel in each partner's hands. The partners are to say the verse to the leader, then they are to find the beach item with the corresponding number in their beach towel for them to carefully carry back to the "beach house" (start). If they drop it, they have to go all the way back and start again. When all items have been retrieved, they are to place them in verse order. The team will then put all the pieces in verse order. If working with less confident readers, point out to them that they can use the sign you made and the numbers in the verse pieces as hints to help them line it up properly. After getting it in order, the team will finish by saying the verse all together. The first team to do so, wins.

Non-competitive Option

Don't split the children into teams. Have only one set of beach items. Have the children take turns retrieving the items in pairs and adding it to the class beach house. Together they will work to put the verse together after collecting all the beach items are collected.

Optional TAKING IT TO OTHERS Activity: Quiz Questions

Have the children choose a few of the questions from the game to ask the parents/other children during TAKING IT TO OTHERS time. Help pre-readers by whispering the question in their ear and letting them ask it aloud to the parents/other children. Make sure you read the Bible verse aloud before you ask your questions.

Directions:

1. Write words to song in large print before class.
2. Play the song for the children, helping them follow along on the song sheet.
3. Discuss the song, using a few questions from the discussion sheet. *Don't use them all!*
4. Introduce sign language for key words of your choice from sign language sheet for your song. Use as few or as many as you think the children can learn.
5. Sing and sign the song. Sign language as well as large format lyrics and sheet music are found in the PFI Unit Songbook or online.
6. If desired, play the Song Game.

Optional TAKING IT TO OTHERS Activity: Presenting and Singing the Song

1. Sing and sign the song, encouraging the watching children/parents to join in.
2. Ask the class some of the questions listed below. The Bible Truth Connection Question is particularly good to help them understand how the song ties in with the Bible Truth.

I Will Raise Up

Listen to it on PFI ESV Songs 1, Track 19

I will raise up, I will raise up,
 I will raise up for them a prophet like you.
 I will raise up, I will raise up,
 I will raise up for them a prophet like you.
 He will come from among their brothers,
 I will put my words in his mouth,
 And he will tell them everything I command him.
 And whoever does not listen,
 I will hold him accountable.
 I will raise up, I will raise up, I will raise up for them a prophet like you.
 I will raise up, I will raise up, I will raise up for them a prophet like you.
 Deuteronomy Eighteen, eighteen and nineteen.

Song Game: Sign It, Say It, What Does It Mean?

Materials

Sign Language signs used in song, particularly choose words with important meanings you want the children to learn, such as "grace", "redeem", etc.

Bag or bowl

Preparing the Game

1. Cut out signs and put in bowl.

Playing the Game

1. Practice the song and signs until the children know them well. Then put all the signs we've learned in this bag/bowl and mix them up.
2. Ask one of the children to choose a sign, but not show it to anyone...but you, if they need some help.
3. Ask the child to do the sign for the rest of the children and see if the other children can guess which one it is. Do the sign with the child, if desired.
4. When the children guess the sign, ask them the meaning of the word. If no one guesses the sign, put it back in the bowl to be picked again.
5. Choose another child to pick a new sign from the bag and continue.

NOTE: You might want to sing the song after you do each word or couple of words.

Game continues as number of questions, time, and attention span allow.

STORY REVIEW

Directions: Read and discuss Bible Truth, using a FEW of the questions. Play game. Feel free to modify the game to fit your children.

General Story Questions

1. How did Zecharias and Elizabeth know even before John was born, that he was to be a special servant of God?
The words the angel spoke to Zecharias in the Temple.
2. What did the Lord fill John with while he was still inside his mother? *The Holy Spirit.*
3. What special rules was John to live by? *He was never to have a haircut, drink wine or touch a dead body his whole life.*
4. Where did John grow up? *In the wilderness.*
5. What did John eat for food? *Locusts and honey.*
6. How old was John when he started preaching? *Thirty years old.*
7. Where did John preach and why? *John preached out in the desert by the River Jordan.*
8. What was the message the Lord gave John to preach? *Repent of your sins and make your hearts ready for the Messiah who is soon to come.*
9. How could the people prepare their hearts for the coming of the Messiah? *Repent and turn away from your sins for the kingdom of God is near. Be baptized to show that you are turning away from your sins and turning to God. Prepare the way for the Lord, the Messiah Jesus. Make your hearts ready for Him. Live right for God.*
10. What did he tell the tax collectors and soldiers to do? *Not to take more money than was fair; Don't be like the other soldiers who threaten people with their swords just to make them give them money. Don't lie about people to get them in trouble with the law. Be satisfied with how much money you get paid.*
11. What did he tell the Pharisees to do? *To repent of their sins. To stop just doing things that made them look good and holy on the outside, while on the inside their hearts were full of sin.*
12. Why did the people think John might be the Messiah? *Because of the powerful way he preached.*
13. What did John say he was not even fit to do for Jesus? *His sandals.*
14. What special name did he call Jesus when he saw Him? *The Lamb of God, because Jesus would be the sacrifice for His people's sins.*
15. Why were the people being baptized? *To show that they desired to turn away from their sins and please God with their lives.*
16. Why was Jesus baptized? *Jesus had no sins, so He had none to turn away from. But, He was showing that He desired to please only God with His life.*
17. How did John know when his mission was finished? *When Jesus became to preach and heal people.*
18. How was John different from other prophets? *Filled with the Holy Spirit before born.*

Bible Truth Connection Questions

1. What does this story have to do with our **Bible Truth: God Spoke to His People through Prophets Long Ago?**
John the Baptist was one of the prophets from long ago that the LORD raised up to speak His words to the people.

Bible Verse Connection Question

1. What does the story have to do with our **Bible Verse: Deuteronomy 18:18-19:** "I will raise up for them a prophet like you from among their brothers. I will put My words in his mouth, and he will tell them everything I command him. I will hold accountable whoever does not listen to My words that he speaks in My name."?
John the Baptist was the last prophet before Jesus that the LORD raised up for the people to hear His words, turn from their sins, and prepare for the coming of Jesus.

Life Application Questions

1. How can we prepare our hearts to live for God? *We can confess our sins to God; we can turn away from sinning and trust in Jesus as our Savior. All who do, God promises to forgive their sins and make them His own special people.*

ACTS Questions

1. What is something we can praise God for being that we learned in our story? *Praise Him for being a holy God that fairly punishes sin; yet a merciful God who forgives those who turn from their sins. He is a God who pursues those who do not choose to follow Him. He wants us to turn from our sins and trust in Jesus for forgiveness.*
2. What is something we can confess as sin that we learned in our story? *Confess that we are sinners, like the people listening to John the Baptist. We can be greedy. We can look good on the outside when we are really sinful in our hearts. We need to repent of our sins! We need a Savior!*
3. What is something we can thank God for that we learned in our story? *We can thank God for loving sinners so much that He wanted them to repent of their sins and prepare their hearts to trust in Jesus.*
4. What is something we can ask God for that we learned in our story?
That God would help us to have soft hearts to the good news of Jesus. That we would turn from our sins and trust in Jesus.

The Gospel

1. What was the good news of Jesus that John the Baptist was preparing the people to hear? What is the gospel?
God is the good Creator and King of the world. He made people to worship Him and live by His good laws. But we are all sinners who have rebelled against Him. We all deserve death--God's just, eternal punishment for our sins. How terrible! But God has good news for us. In His great mercy, God sent His Son Jesus to earth to save sinners. Yes, Jesus, the perfect Son of God, left His home in heaven and became a man. He lived the perfect life that pleases God. (He's the only one who has ever done that!) He offered it up to God His Father as the perfect sacrifice for sins when He suffered and died on the cross. Then, on the third day, Jesus rose from the dead in victory. He had fully paid for the sins of God's people, so they wouldn't have to! Now all who turn away from their sins and trust in Jesus as their Savior will receive forgiveness of sins and eternal life with God. They will be His very own special people who will know Him and enjoy Him forever. We can be God's people, too, if we turn from our sins and trust in Jesus as our own Savior.

Game: Yes, No and Go

Materials

Various detective looking items (a hat, dark glasses, tie, suit, watch, etc)

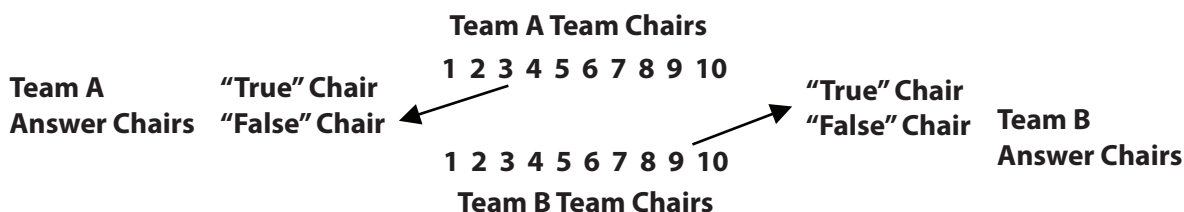
Paper and Marker

Tape

Story Review Questions

Preparing the Game

1. Use the Story Review questions for ideas to come up with 20+ statements that are true, false, or not in the story.
2. Set up the chairs in two lines, with chairs facing each other. Each chair should be spaced far enough from its neighboring chairs so that a child could run around it. Place at each end of the rows, two chairs that also face towards the middle. Write the words "true" and "false" on 2 index cards each and tape each to one of the chairs at the end of the rows. There should be one set of true and false chairs at one end and one set at the other end, one set for each team. With the remaining index cards, make 2 sets of numbers that correspond to the number of chairs in each long row. (If 5 chairs on a side, then number two sets of cards from 1 to 5.) Tape these numbers to the back/bottom of each chair. Have the numbers descend on one side and ascend on the other side. (i.e., if using numbers 1 to 5, then number 1 on one row be across from number 5, number 2 across from number 4, etc.) See diagram for illustration of chair set up.



Playing the Game

Divide the children into two teams and have them take their places in the chairs. Assign the child the number on their chair. After everyone is seated, the leader reads one of the true/false/not in the story statements and then calls out a number. The player from each team with that number is to run to sit in their team's true or false chair. If the answer is not in the story, the children are to run around their chair and sit down in their seat with arms folded over their chest. The first of the players to make it to the correct seat scores a point for his team.

Play continues as statement cards last, or as time and attention span allow.

Non-competitive Option

Instead of using two sets of the same numbers for each "team," use only one set of numbers. (For example, instead of having two sets of chairs numbered from 1-10, number the chairs from 1-20). And, have only one true/false chair. The child whose number is called runs to the right chair.

Optional TAKING IT TO OTHERS Activity: Quiz Questions

Have the children choose a few of the questions from the game to ask the parents/other children during TAKING IT TO OTHERS time. Help pre-readers by whispering the question in their ear and letting them ask it aloud to the parents/other children.

CASE REPLAY ACTIVITIES

Use this guide to review the Case Story and act it out for others to enjoy!

CASE REPLAY, JR: YOUNGEST CHILDREN

Description: The children will act out the story together, everyone doing the same action/sound effect at the same time. This activity is most suitable for kindergarteners.

Materials

The Case RePlay, Jr. script for younger children

Preparation

1. Read through the script and write in the blanks along the side possible actions/sound effects the children could do to act it out.

Instructions

1. Tell the children that they will be re-enacting the story together as you tell it.
2. As you read the script, lead the children in actions/sound effects to do with you.
3. If desired, you can read the script and stop at certain sentences and ask them what a good action/sound effect would be to act out what you just read.
4. Repeat the re-enactment one or two times more.

CASE REPLAY, SR: OLDER CHILDREN

Description: The children act out the story as a three-scene play. You will narrate it using the Case RePlay, Sr. script and they will act it out (no spoken words, for the most part), with each child assuming a different character's role. This activity is most suitable for first grade and up. You will review the story, then practice it a few times before performing it for others.

Materials

The Case RePlay, Sr. script
White board or other large format paper
Costumes and props

Preparation

1. Prepare for the play by choosing costumes and props for each character in the story. Decorate the area with any scenery props.
2. Write the words "Beginning," "Middle," "End" on a large piece of paper/whiteboard with plenty of space under each heading. You will use this paper to help the children think about the story as a three-scene play, as it is presented in the script.

Instructions

1. Tell the children that they will get to act out the story as a three-scene play, with a beginning, middle and end section. Tell them that before they can act it out, they need to think it out. as you narrate it with your script.
2. Take the children's answers as they recount the story, helping them put key incidents in the right order.
3. If desired, when they have filled in their Beginning, Middle, End, read through your whole (real) script, so they hear exactly what you will have them act out.
4. Then tell the children that it's time to practice acting out the story.
5. Assign parts to each child. If you are using costumes, do NOT give them out at this point. They will be a distraction.
6. Have all the children sit on the floor or in chairs on one side of the "stage," then call the characters up in place as their part in the story comes.
7. As you read the script, guide the children in where you want them to move or do to act it out.
8. After going through the whole script once, give out any costumes and props and act out the script once or twice more.

Optional TAKING IT TO OTHERS Activity: Re-enacting the Story

Read the script as the children act out together (younger) or assuming different roles (older) as the other children or the parents watch.

CASE REPLAY, JR--YOUNGER KIDS (KINDERGARTEN) P.2

Welcome to our play! The name of our story is called: The Case of the Wilderness Wild Man.

Our story takes place In New Testament times, when Jesus lived on earth, out in the wilderness near the Jordan River in Israel.

And now we present: "The Case of the Wilderness Wild Man."

Actions:

Scene 1:

Through an angel, the LORD told Elizabeth and Zecharias that He would give them a son. This son would be the special prophet promised in the Bible to come and prepare the people's hearts for the Messiah. His heart would be filled with the Holy Spirit from before birth! The angel told Elizabeth and Zecharias to name their son "John." They must raise him by special rules. Never drink wine, never cut his hair. John must do these things to be ready to be the prophet who prepared the way for the Messiah. Zecharias and Elizabeth did everything the angel told them to do. When John was born, they raised him in the desert, according to all the special rules. John grew up to be a godly man, ready to prepare the people for the Messiah.

Scene 2:

When John was thirty years old he went to the Jordan River and began to tell people to prepare for the Kingdom of God. He told tax collectors, soldiers, Pharisees and Sadducees what they should do differently with their lives. John baptized people who repented of their sins, showing their desire to live for God. Some people thought John was the Messiah, but he told them he was not. He was only the prophet preparing the way for the real Messiah. Many tax collectors, soldiers and others repented of their sins and were baptized by John. They showed their desire to live for God and be ready to receive the Messiah when He came. But the Pharisees and Sadducees would not listen. They did not repent. They would not be baptized. They didn't think they needed to. Their hearts were not ready to receive the Messiah.

Scene 3

One day Jesus came to be baptized by John. John told everyone that Jesus was the Messiah for whom He had been preparing the way. Jesus began to preach and John's job was done.

Bible Truth Tie-In:

The Bible Truth we are learning is: **God Spoke to His People through Prophets Long Ago.** John the Baptist was the special prophet God promised to send to prepare people's hearts for the coming of the Messiah.

CASE REPLAY, SR--OLDER KIDS (1ST GRADE AND UP) P.3

Welcome to our play! The name of our story is called: The Case of the Wilderness Wild Man

Our story takes place In New Testament times, when Jesus lived on earth, out in the wilderness near the Jordan River in Israel.

The characters in our story are: Zecharias, Elizabeth, John, People who come to listen to John and to be baptized, Tax Collectors, Soldiers, Pharisees and Sadducees, Jesus.

And now we present: "The Case of the Wilderness Wild Man."

Scene 1: (Beginning)

Through an angel, the LORD told Elizabeth and Zecharias that He would give them a son. This son would be the special prophet promised in the Bible to come and prepare the people's hearts for the Messiah. His heart would be filled with the Holy Spirit from before birth! The angel told Elizabeth and Zecharias to name their son "John." They must raise him by special rules. Never drink wine, never cut his hair. John must do these things to be ready to be the prophet who prepared the way for the Messiah. Zecharias and Elizabeth did everything the angel told them to do. When John was born, they raised him in the desert, according to all the special rules. John grew up to be a godly man, ready to prepare the people for the Messiah.

Scene 2: (Middle)

When John was thirty years old he went to the Jordan River and began to tell people to prepare for the Kingdom of God. He told tax collectors, soldiers, Pharisees and Sadducees what they should do differently with their lives. John baptized people who repented of their sins, showing their desire to live for God. Some people thought John was the Messiah, but he told them he was not. He was only the prophet preparing the way for the real Messiah. Many tax collectors, soldiers and others repented of their sins and were baptized by John. They showed their desire to live for God and be ready to receive the Messiah when He came. But the Pharisees and Sadducees would not listen. They did not repent. They would not be baptized. They didn't think they needed to. Their hearts were not ready to receive the Messiah.

Scene 3: (End)

One day Jesus came to be baptized by John. John told everyone that Jesus was the Messiah for whom He had been preparing the way. Jesus began to preach and John's job was done.

Bible Truth Tie-In:

The Bible Truth we are learning is: **God Spoke to His People through Prophets Long Ago.** John the Baptist was the special prophet God promised to send to prepare people's hearts for the coming of the Messiah.

Tax Collectors, Soldiers, and Teachers of the Law

Description

Children will make finger puppets of these people and of John the Baptist.

Materials

White card stock

Markers

Scissors

Preparing the Craft

1. Make a copy of each of the pictures on card stock.
2. Set out markers and scissors.

Making the Craft

1. Show the children your sample of the craft.
2. Have the children color their own characters.
3. Cut out the finger holes. (You may need to do this for the younger children.)

Making a Bible Truth Connection

Once the children have settled into their craft, use the Bible Truth- Craft Connection Sheet to lead discussion about the craft. Note that most of these questions echo the questions on the case board, providing a review of what the children learned earlier.

Optional TAKING IT TO OTHERS Activity: Craft Presentation

If you are presenting the craft to other children or parents the children can hold up their crafts (or your model craft) and read their Bible Truth Connection answers to explain the importance of the craft.

CASE CRAFT**Discussion Guide****Instructions:**

As the children are settled into making their craft, ask them these questions to help them understand the craft's significance. Use the answers provided to guide the children's answers.

Discussion Questions

1. Where did John preach?

Out in the wilderness, near the Jordan River.

2. Who came to hear John? *All sorts of people--from some of those considered the worst to those considered some of the best, including tax collectors, soldiers and teachers of the law.*

3. What did John tell them about? What did he want them to do?

He told them about the Messiah who was coming to bring God's Kingdom. He told them to repent of their sins and be baptized to be ready to receive Him.

4. What is Bible Truth that we are learning?

God Spoke to His People through Prophets Long Ago.

5. What does our craft have to do with our Bible Truth: God Spoke to His People through Prophets Long Ago?

God used the prophet John the Baptist to proclaim the coming of the Messiah to all who would listen. He wanted them to repent of their sins and turn to God.

6. What can our craft help us remember?

God wants us to prepare our hearts for Jesus by repenting of our sins and trusting in Him.

TAKING IT TO OTHERS**Craft Presentation****Instructions:**

Have children hold up your model craft/their crafts. Choose five children (or you say) the five sections below to explain the craft's importance.

Presentation:1. Our craft is: Tax Collectors, Soldiers and Teachers of the Law.

2. By the Jordan River, John the Baptist Proclaimed the coming of God's Kingdom to tax collectors, soldiers and teachers of the law so that their hearts might be ready to receive the Messiah Jesus and be saved from their sins.


3. Our Bible Truth is: God Spoke to His People through Prophets Long Ago.

4. God used the prophet John the Baptist to proclaim the coming of the Messiah to all who would listen. He wanted them to repent of their sins and turn to God.


5. Our craft can help us remember that God wants us to prepare our hearts for Jesus by repenting of our sins and trusting in Him.

Note: Even non-readers can participate in presenting the craft, if you will whisper what they are to say in their ear and let them say it aloud for the others to hear.


Pharisee




Tax Collector



Soldier



John the Baptist



BEFORE CLASS:**1. PICK YOUR PERSON**

VIPPs can be anyone in your church! Typically, they fall into 6 categories: Church staff, Elders, Deacons/deaconesses, Special Volunteers (people who aren't paid, but spend a lot of time helping out in particular ways), Supported Workers (aka missionaries), and Church Members.

2. GATHER YOUR FACTS

Use the VIPP Information Sheet to write down the facts about your VIPP. The information on this worksheet is used in the VIPP activities, listed in the "Choose an Activity" section below.

DURING THE ACTIVITY:**1. INTRODUCE YOUR VIPP**

Introduce your VIPP to the children, using the VIPP Information Sheet. Fill in a set of VIPP Clue Cards with the information for your VIPP. If desired, you can even have the actual person come into class for the children to meet.

Need help describing what someone does for the church in a kid-friendly way? Check out the list of common VIPPs on the Praise Factory website in the PFI resources. There are lots of kid-friendly descriptions for common VIPP's, such as pastors, elders, deacons and a lot more.

2. PRAY!

Lead the children in praying for the VIPP. Ask the children if they would like to pray for one of the VIPPs prayer requests. Even non-readers can pray for the VIPP if you whisper the prayer request in their ear, then let them say it aloud. Never force a child to pray!

3. CHOOSE AN ACTIVITY

There are two activities you can use to help the children learn about the VIPP:

VIPP Clue Cards: These are nine coloring sheets in which children fill in the nine things they learn about the VIPP from the VIPP Information Sheet. Photocopy a set of each child. Use as few or as many of these Clue Cards as you desire.

VIPP Game: This is a game that uses a set of Clue Cards for one or two VIPPs.

Choose a VIPP and fill in his/her information on the VIPP Information Sheet. Fill in a set of VIPP Clue Cards with the information for your VIPP. Tell the children about the VIPP, having them fill in the VIPP Clue Cards with the key facts as they learn them. Write any words the children need to write on a white-board or other piece of paper so they can see how to spell them. Help younger children write these words on their clue cards. Ideas for how to tell the children about many common VIPPs are listed at praisefactory.org with the resources for this Bible Truth.

Optional TAKING IT TO OTHERS Activity: Introduce and Pray for the VIPP

If you are presenting the VIPP to other children or parents you can assign children to hold up the 10 clue cards and say what each card tells about the VIPP. (Or, you can have the children hold them up as you tell what each one means.) Then lead the children in praying for the VIPP.

Game: Stop and Go

Materials

Information for one VIPP
2 Sets of Clue Cards
8 8.5" x 11" Manilla Envelopes
Ball
Blindfold
Bag

Preparing the Game

1. Fill in one set of clue sheets for the VIPP you are using.
2. Tape the other (blank) set of Clue Cards to the outside of the manilla envelopes.
3. Put the filled-in clue cards in the corresponding envelope.
4. Put all the Clue Cards envelopes in a bag, except for the ones with the names and pictures of the VIPPs.

Playing the Game

Reveal: Tell the children about the VIPP, showing them your filled-in clue cards as you tell about them.

Review: Have the children stand or sit in a circle. Choose one child to be the Caller. The Caller stands in the center of the circle, blindfolded. Hand the ball to a child in the circle. At the Caller's "Go" command, the ball is passed around the circle. It is passed around until the Caller says "Stop." Whoever has the ball when the Caller says stop chooses a Clue Card envelope. The child (or the teacher) tells the class the Clue Card category and asks them if they can remember the answer for the VIPP. The envelope is opened to see what the answer is. If the children get it right, the category is retired. If they get it wrong, it goes back into the pile of envelopes.

VIPP INFORMATION SHEET

VIPP NAME:

WHAT VIPP LOOKS LIKE

Man or Woman? _____

Hair color? _____

Eye color? _____

FAVORITE ANIMAL

FAVORITE FOOD

FAVORITE FREE TIME ACTIVITY

WHAT VIPP DOES DURING WEEK

VIPP GROUP OF SERVICE:

Church Member

Deacon

Elder

Church Staff

Special Volunteer

Supported Worker
(Missionary)

3 WAYS VIPP SERVES CHURCH

**3 WAYS TO PRAY FOR
THE VIPP**
