

## **BIBLE TRUTH 3, LESSON 1: PLANNER/OVERVIEW**

### **GETTING STARTED: Welcome and Opening Songs** (*introduce unit and get kids moving with these songs*)

**Welcome to Praise Factory:** PFI: Praise Factory Investigators Theme Song *PFI NIV Songs 1, Track 1*

**Rules to Help Us Worship God and Love Others:** WoGoLOA Classroom Rules Song *PFI NIV Songs 1, Track 2*

**Big Question Under Investigation:** Big Question 1 Songs *PFI NIV Songs 1, Tracks 3,4*

**Big Question Bible Verse:** Amos 4:13 Song *PFI NIV Songs 1, Track 5*

### **DIGGING DEEP DOWN: Key Concept and Story** (*introduce the Bible Truth and tell the related story*)

**Bible Truth 3:** God Spoke to His People through Prophets Long Ago

**Bible Truth Hymn:** The God of Abraham Praise, v.2 *PFI NIV Songs 1, Track 11*

**Bible Verse:** Deuteronomy 18:18-19

**Bible Verse Song:** I Will Raise Up *PFI NIV Songs 1, Track 12*

**Lesson 1 Old Testament Story:** The Case of the Warned Wicked  
1 Kings 21

### **TAKING ACTION: Response Activities** (*choose from among these activities*)

**Snack and Discussion Planner:** Fruit from Naboth's Vineyard, Vegetables from Ahab's Garden

**ACTS Prayer:** Prayer Sheet

**Bible Truth Review:** Discussion Questions and Game: Help the Blind Man

**Bible Truth Hymn:** The God of Abraham Praise, v.2 *PFI NIV Songs 1, Track 11*  
Song, Sign Language and Song Game: Sign It, Say It, What Does It Mean? **PFI NIV Songs 1 BOOK or ONLINE**

**Bible Verse Review:** Deuteronomy 18:18-19: Discussion Sheet and Game: Rush to the Store

**Bible Verse Song:** I Will Raise Up: Deuteronomy 18:18-19 *PFI NIV Songs 1, Track 12*  
Song, Sign Language and Song Game: Pass the Secret Sign **PFI NIV Songs 1 BOOK or ONLINE**

**Story Review:** Discussion Questions and Game: String Along

**Case RePlay, Jr: Drama Activity for Youngest Children** (children do same story actions together)

**Case RePlay, Sr: Drama Activity for Most Children** (children re-tell story with individual parts)

**Craft:** Naboth's Vineyard

**VIPP (Very Important Prayer Person) Prayer Time:** Coloring Sheets (back of book) & Game: Ball Roll Review

### **TAKING IT HOME: Take Home Sheet for Review and Family Devotions**

**PFI Pronto:** Bible Truth 3, Lesson 1 **PFI NIV Prontos 1 BOOK or ONLINE**

**Our story is called:****The Case of the Warned Wicked.****As you listen to the story, see if you can figure out:**

1. Who were the Wicked? What did they do that was wicked?
2. What were they warned about? What happened after they were warned?

This story is a Old Testament story. It takes place about 900 years before Jesus lived on earth, in the city of Jezreel, Samaria, home of Ahab, king of Israel.

“Warning, discipline, comfort!” Those were the LORD’s words to His people through His prophets. And if there was ever a king of Israel who needed the LORD’s warning, it was King Ahab. Israel’s kings did many evil things but Ahab did just about all of them! And who was it that tempted King Ahab to be so evil? A woman by the name of Jezebel!

Jezebel was a princess from the country of Sidon. Ahab made her his queen, even though he knew she worshiped two, terrible, fake gods: Baal and Asherah. Before long, Jezebel had Ahab worshiping these terrible gods, too!

When Jezebel became queen, she brought 950 priests of Baal and Asherah with her. She wanted them to set up altars to these fake gods all over Israel... and Ahab let her! Jezebel didn’t want Ahab rule over the people in the good way the Bible told him to... and Ahab listened to her! Soon Ahab and the people of Israel had turned away from worshiping the LORD and were worshiping Baal and Asherah, too.

As you can imagine, the LORD had a message of warning for Ahab and the people of Israel. He brought it through the prophet Elijah. “Ahab, you have made me angry by marrying that wicked women Jezebel and worshiping Baal,” the LORD told them. “You worship Baal and made a temple to him. You’ve led my people to follow him, too. You have broken my laws. Turn away from your sins and turn back to me or else I will discipline you!” He warned.

But Ahab didn’t turn away from his sins and neither did Jezebel. They kept on sinning against the LORD and kept encouraging the people to sin, too. But, the

LORD’s warning would not last forever. It would one day change to discipline, if they did not repent. And so it did, right after Ahab and Jezebel did something terrible to a godly man named Naboth.

Naboth family owned a beautiful vineyard was right next to King Ahab’s palace. King Ahab wanted the land to make a vegetable garden.

“Naboth, let me have your vineyard since it’s right next to my palace. I’ll give you a better vineyard or I’ll pay you for whatever it’s worth,” the king offered.

“I can’t do that, King Ahab!” Naboth replied. “This is the land the LORD has given my family. It’s against God’s law for me to sell it.”

Ahab went back to his palace and pouted. He lay on his bed and refused to eat.

“Why are you upset? Why don’t you eat?” Jezebel asked Ahab.

Ahab told her the story and Jezebel came up with a wicked plan to get Ahab what he wanted.. She wrote letters in the king’s name, and sent them to the important leaders of the city. “Proclaim a day of fasting and seat Naboth where everyone can see him. Put two bad men across from Naboth and have them accuse him of cursing God and the king. Then punish him as the law requires--by stoning him to death,” Jezebel ordered in the letters.

The city leaders dared not disobey Jezebel and the king. They called the feast and followed her plan completely. Naboth was falsely accused, then put to death. Then the king scooped up Naboth’s vegetable garden. It was a simple as that.

Or was it? For now the LORD’s word of warning changed to words of discipline. Elijah, once more, went

**Story-telling Tips****Ahead of time:**

1. Read the Bible verses and story. Pray!
2. Create story cue cards on index cards (or highlight text).
3. Practice telling story dramatically, timing your presentation. Shorten, if necessary to fit your allotted time.
4. Decorate area with story props that help bring your story alive.

**During your presentation:**

1. Maintain as much eye contact as possible as you tell the story. Point to/use props at important points in the story. Include the kids in your story with a few questions about what they think will happen or words/concepts that might be new to them.
2. Watch the kids for signs that their attention span has been reached. Shorten, if necessary.

to Ahab and Jezebel. "The LORD has a message for you. He says: "I have warned you, but you have chosen to keep on sinning against Me in terrible ways. You keep leading the people of Israel to sin against Me, too. Now I'm going to discipline both of you. Ahab, the kingdom will be taken away from your family. Jezebel, you will die at the hands of enemies and not even have a proper burial.," the LORD promised.

When Ahab heard this he repented of his sins. He knew he has sinned terribly against the LORD and against the people of Israel, especially Naboth. The LORD had warned him, but he hadn't listened. He deserved to be disciplined. He confessed his sins and humbled himself before the LORD by tearing his clothes, putting on scratchy sackcloth clothes and fasting, as they did in those days.

The LORD was pleased with this change in Ahab's heart. Ahab hadn't listened to the His warnings at first, but now he repented of his sins as the LORD disciplined him. The LORD accepted Ahab's confession and comforted him with mercy. "Ahab, I will still take the kingdom away from your family because of the terrible things you have done. But I will hold off taking away it kingdom until after you have died," the LORD told him. In His mercy, the LORD had chosen to withhold the full punishment Ahab deserved.

But Jezebel was a completely different matter! She refused to repent of her sins. She received God's full punishment. She died and was never even buried. Jezebel's days ended with the LORD's discipline since she refused to repent of her sins and turn to worship the LORD. There would be no comfort for her.

### Cracking the Case:

#### It's time to answer our Case Questions.

**1. Who were the Wicked? What did they do that was wicked?** King Ahab and Queen Jezebel were wicked. They worshiped Baal and Asherah and led the people in worshipping them, too. They broke God's laws in terrible ways.

**2. What were they warned about? What happened after they were warned?** That if they didn't turn away from their sins, they would be punished. Ahab repented of his sins and turned back to the LORD. The LORD

didn't give him the full punishment he deserved. Jezebel refused to repent and she died, as the LORD said she would.

### Something For You and Me

**Our Bible Truth is: God Spoke to His People through Prophets Long Ago**

**Our Bible Verse is: Deuteronomy 18:18-19 NIV 1984**

"I will raise up for them a prophet like you from among their brothers; I will put my words in his mouth, and he will tell them everything I command him. If anyone does not listen to my words that the prophet speaks in my name, I myself will call him to account."

Warning, Discipline, Comfort! That was how the LORD lovingly treated His sinful people. Those were the words He spoke to them long ago through His prophets, time after time after time. How merciful the LORD had been to them! But did you know that the greatest way the LORD comforted His people through the prophets was with the promise to one day send a Savior. This Savior would save them from their sins and change their hearts to hearts of love for God. Who is that Savior? Jesus, that's who! God's own Son. Many looked forward in faith to the day He would come. Oh, how they longed to know God's Savior!

Warning, Discipline, Comfort! Those are the words the LORD still speaks to sinful people today. Through His Word--the Bible-- and His Spirit working in our hearts, the LORD still warns us to turn away from our sins and trust in Him. If we are like Jezebel and do not turn from our sins, there will be no comfort for us. There will come a day at the end of time when we will receive the full and final punishment that our sins deserve.

But, oh, what comfort we can know if we, like Ahab, we humbly turn from our sins and ask God for forgiveness. Jesus is the Savior God promised would come. If we trust Him as our Savior, He will not treat us as our sins deserve. He will comfort us with His mercy and forgive us our sins once and for all. He will make us His special people...a people for Himself! We can know Him in our hearts now; and one day, He will take us to live with Him forever. That will be most wonderful of all!

Let's praise this loving, merciful God who spoke words of warning, discipline and comfort through His

prophets long ago. Let's ask Him to help us to heed His warnings and discipline when we sin so that we might also receive His comfort through Jesus.

*Close in prayer.*

### **Closing ACTS Prayer**

**A** God, we praise You for being a holy God that justly punishes sin, yet also a merciful God who forgives those who turn away from their sins.

**C** God, we confess that we are sinners who many times hear Your words of warning, but deep on disobeying You. We need Jesus to save us!

**T** God, we thank you for being so merciful that You don't just punish sinful people as they deserve, but help them repent of their sins and turn back to You. Thank You for sending Jesus to take the punishment we deserve for our sins when we trust in Him as our Savior.

**S** God, we ask that You would work in our hearts that we might turn away from our sins and trust in Jesus as our Savior. Help us to hear Your words of warning against our sins and turn away from them.

### **Special Words**

**Idol:** An image of a (fake) god used as an object of worship.

**Altar:** A special place or structure, usually raised, where worship gifts to a god are made.

**Vineyard:** An area of land planted with grapevines, usually for producing wine.

**Prophet:** A person who speaks, teaches and acts in the name of a god.

**Discipline:** Punishment given in hopes of turning someone away from the bad things they are doing.

# **ACTS PRAYER ACTIVITY**

Use this sheet to write down your ACTS Prayer

## **Instructions:**

Use this sheet to help the children apply the Bible Truth into a prayer. You can use the ACTS provided or even better, have the kids think of their own applications. Also have the children add their personal requests to the prayer, too. Lead the children in the prayer or let them pray sections, with your help. Never force a child to pray! Non-readers can participate by you whispering a section of the prayer into their ear and allowing them to pray it aloud for the group.

## **ADORATION:**

We praise You, God, for being the God who reveals Himself to us through the words You gave Your prophets to speak and to write down.

God, we praise You for being.....

---

Add your own Adorations:

---

---

---

## **CONFESSION:**

We confess that many times we don't want to obey or even listen to the words You spoke through the prophets. We like to live our own way. We need Jesus to save us!

God, we have sinned against You....

---

---

Add your own Confessions:

---

---

## **THANKSGIVING:**

Thank You, God, for speaking through the prophets and making sure they wrote down Your words just right. Thank You that through their work, we can know more about You and how You want us to live.

God, we thank You for...

---

Add your own Thanksgivings:

---

---

---

## **SUPPLICATION:**

God, help us to learn the words You spoke through the prophets long ago. Work in our hearts that we might remember and obey them. Help us to turn away from our sins and trust in Jesus as our Savior.

God, we need Your help...

Add your own Supplication:

---

---

---

---

---

## **SNEAKY SNACK**

Can you figure out how this snack ties in with our case?

---

### **Snack: Fruit from Naboth's Vineyard, Vegetables from Ahab's Garden**

Serve grapes (or sparkling grape juice) and vegetables. Provide a dip, if desired.

This is only a suggestion. Feel free to modify. Be mindful of allergy issues among your children!

**Case Tie-in:** Ahab and Jezebel plotted to have Naboth killed when he would not sell his vineyard to Ahab so he could have his vegetable garden near the palace.

---

## **SOUL FOOD**

Food for thought during snack time

---

1. What does the snack have to do with the story?

Choose a few questions from the other activity discussion sheets to talk about during this snack time.

2.

---

---

3.

---

---

4.

---

---

5.

---

---

6.

---

---

7.

---

---

Directions: Read and discuss Bible Truth, using a FEW of the questions. Play game. Feel free to modify the game to fit your children.

### **God Spoke to His People through Prophets Long Ago**

Before Jesus came, God often spoke to His people through prophets. Prophets were godly people who spoke God's words to people, especially God's people. God would speak to the prophets, then the prophets would tell the people exactly what God said. Sometimes false prophets came who pretended to speak God's words. The difference between the false prophets and God's true prophets was that the words of God's prophets always came true.

Sometimes God used His prophets to warn the people to stop sinning against Him. He urged them to turn away from their sins and receive His forgiveness. If they did not turn back, God used the prophets to tell His people how He would discipline them. After God disciplined His people, He used the prophets to give the people His words of comfort and hope.

The Bible is God's Word. Much of it, God first spoke to His people through the prophets. They wrote it down for God's people to know and obey. The Bible calls Jesus the Word of God, the greatest prophet of all. That's because Jesus is God. He always spoke God's Word.

### **Understanding the Bible Truth**

1. How did God often speak to His people before Jesus came? *Through the prophets.*
2. How would God use the prophets to speak to the people? *God would speak to a prophet, then the prophet would tell God's words to the people.*
3. What was a false prophet? *Someone who pretended to speak God's words.*
4. How could you tell the difference between a false prophet and one of God's true prophets? *The words God's prophets spoke from God always came true.*
5. What kind of messages did the prophets give the people? *Messages of salvation through trusting in Him. Messages of warnings, discipline, comfort and the promise of deliverance when they turned away from following Him.*
6. How did the prophet know what to say to the people? *The LORD gave him the words to say and then he would say them to the people.*
7. How do we know what the prophets spoke long ago to God's people? *The words God gave them to speak to the people, they also wrote down and are in the Bible.*
8. Why is Jesus called the Word of God, the greatest prophet of all? *Because Jesus is God. He always spoke God's word.*

### **Story Connection Questions**

1. How does the case story point to the **Bible Truth: God Spoke to His People through Prophets Long Ago**? What prophet did the Lord use to speak to Ahab? *Elijah.*
2. What words did the LORD have for Ahab? *Words of warning, discipline and comfort.*

### **Bible Verse Connection Question**

1. What does our Bible Truth have to do with our Bible Verse: **Deuteronomy 18:18-19**: "I will raise up for them a prophet like you from among their brothers; I will put my words in his mouth, and he will tell them everything I command him. If anyone does not listen to my words that the prophet speaks in my name, I myself will call him to account."?

*God tells us in His Word that He would raise up prophets to instruct the people. He used them to instruct the people in how they could be saved by trusting in Him. He used them to warn the people to turn back to Him when they kept on sinning against Him and to offer them forgiveness for their sins. The people were to obey the prophet's words because they were His words. God's people still read the words of the prophet's written in the Bible today. There are things that God wants them to still obey that He commanded through them, long ago.*

### **Life Application Questions**

1. How does God use the prophets to still speak to His people today? *Through their words written in the Bible.*
2. How can we become God's people? *By turning away from our sins and trusting in Jesus as our Savior.*

**ACTS Questions**

1. What is something we can praise God for because of this Bible Truth?

*Praise God for being the Instructor of His people through the prophets He gave them.*

2. What are sins we can confess to God because of this Bible Truth? *That many times when we listen to God's commands that we choose to rebel against them. We want do what we want to do, not what God wants. We deserve His punishment! We need a Savior!*

3. What is something we can thank God for because of this Bible Truth?

*We can thank God for giving His people prophets to tell them His offer of salvation through trusting in Him; and, for His warnings and commands that help them to know what pleases Him and urge them to turn and trust in Him. We can thank God most of all for Jesus, who came and spoke God's Words most clearly of all, because He is God. And, who came to save us from our sins. He is the reason we can know God's comfort, even though we have sinned!*

4. What is something we can ask God for because of this Bible Truth?

*We can ask God to work in our hearts that we would want to turn away from disobeying Him and His good ways, that the prophet's spoke. We can ask Him to help us to say sorry to Him and trust in Jesus as our Savior. We can ask Him to give us the Holy Spirit in our hearts who can help us to obey God and His good laws.*

**The Gospel**

1. What is the good news of Jesus that all the words of the prophets in the Bible were preparing us for? What is the gospel?

*Yes, there is hope! God is the good Creator and King of the world. He made people to worship Him and live by His good laws. But we are all sinners who have rebelled against Him. We all deserve death--God's just, eternal punishment for our sins. How terrible! But God has good news for us. In His great mercy, God sent His Son Jesus to earth to save sinners. Yes, Jesus, the perfect Son of God, left His home in heaven and became a man. He lived the perfect life that pleases God. (He's the only one who has ever done that!) He offered it up to God His Father as the perfect sacrifice for sins when He suffered and died on the cross. Then, on the third day, Jesus rose from the dead in victory. He had fully paid for the sins of God's people, so they wouldn't have to! Now all who turn away from their sins and trust in Jesus as their Savior will receive forgiveness of sins and eternal life with God. They will be His very own special people who will know Him and enjoy Him forever. We can be God's people, too, if we turn from our sins and trust in Jesus as our own Savior.*



## Game: Help the Blind Man

### Materials

Blindfold

Cane

Bible Truth Questions

Bag/Bowl

### Preparing the Game

1. Choose 20+ questions for your game from the Bible Truth Discussion Questions, or make up your own.
2. Write the Bible Truth questions on small thin strips of paper (or make a photocopy of the Bible Truth Discussion Questions and simply cut them into strips) and put them in the bag/bowl.

### Playing the Game

Children form a circle, with "It", a blind man, in the center. The circle moves slowly to the left or to the right at the Blind Man's command. Then, the Blind Man says, "Halt!" Everyone in the circle stands still. The Blind Man then begins walking out towards the circle of children, GENTLY touching his cane out until he touches someone. When he does, the blind man gets to choose a question from the bag for the teacher to read to the class. When they get a correct answer, the blind man gives up his blindfold to the other child who becomes the blind man, while the former blind man joins the circle.

Game continues as number of questions, time, and attention span allow.

### Optional TAKING IT TO OTHERS Activity: Quiz Questions

Have the children choose a few of the questions from the game to ask the parents/other children during TAKING IT TO OTHERS time. Help pre-readers by whispering the question in their ear and letting them ask it aloud to the parents/other children. Make sure you read the Bible verse aloud before you ask your questions.

Directions:

1. Write words to song in large print before class.
2. Play the song for the children, helping them follow along on the song sheet.
3. Discuss the song, using a few questions from the discussion sheet. *Don't use them all!*
4. Introduce sign language for key words of your choice from sign language sheet for your song. Use as few or as many as you think the children can learn.
5. Sing and sign the song. Sign language as well as large format lyrics and sheet music are found in the PFI Unit Songbook or online.
6. If desired, play the Song Game.

**Optional TAKING IT TO OTHERS Activity: Presenting and Singing the Song**

1. Sing and sign the song, encouraging the watching children/parents to join in.
2. Ask the class some of the questions listed below. The Bible Truth Connection Question is particularly good to help them understand how the song ties in with the Bible Truth.

### The God of Abraham Praise

#### Verse 2

His Spirit floweth free, High surging where it will:  
In prophet's word He spoke of old, He speaketh still.  
Established is His law, And changeless it shall stand,  
Deep writ upon the human heart, On sea or land.

Listen to it on PFI NIV Songs 1, Track 11

### Understanding the Song

1. Who is "His Spirit?" *The Holy Spirit of God.*
2. Where does the Holy Spirit go and why? *He flows freely, where He wills to go, with the power to do to will of God the Father and the Son, like a surging, powerful wave.*
3. How did the Holy Spirit flow in prophet's word? *By giving the prophet God's words to speak and to write down.*
4. How does God speak still? *By the Holy Spirit working in our hearts as we hear the words of the Bible spoken and explained.*
5. What does it mean for God's law to be established and changeless? *To be established means that it is firmly in place and cannot be taken away. God's law—another name for the Bible—has been put in place by God. No one can change one of His laws that they don't like and make a new one instead. His law is changeless, always true.*
6. How is God's law written upon the human heart? *It is NOT written with a pen or pencil. It means that God made people to know deep down in their hearts that there is a God and to know what He has set up as right and wrong.*

### Bible Truth Connection Question

1. How does this song relate to our Bible Truth: **God Spoke to His People through Prophets Long Ago?** *By His Holy Spirit, the LORD gave the prophets His words to speak to His people.*

### Story Connection

1. How does this song relate to today's story? *By the Holy Spirit, the Lord gave Elijah the prophet His words of warning, discipline and comfort to King Ahab.*

### Bible Verse Connection Question

1. What does our Bible Truth have to do with our Bible Verse: **Deuteronomy 18:18-19**: "I will raise up for them a prophet like you from among their brothers; I will put my words in his mouth, and he will tell them everything I command him. If anyone does not listen to my words that the prophet speaks in my name, I myself will call him to account."?

*These verses remind us that by His Holy Spirit, the Lord gave the prophets His words to speak to His people.*

### Life Application Questions

1. How can God's people be affected by the message of this song? *They can praise God for speaking to them, even today through the words of the prophets written in the Bible, through His law, and even by the way He made their hearts to know Him. They can ask Him to have His Holy Spirit fill them with understanding and desire to please Him.*
2. How can we become God's people? *By turning away from our sins and trusting in Jesus as our Savior.*

**ACTS Questions**

1. What is something we can praise God for from this hymn?

*Praise God for being the Speaker of His Word through prophets long ago and that still speaks to us as we read His Word, the Bible.*

2. What are sins we can confess to God from this hymn?

*That many times we chose to disobey God's words, including the words of His prophets, written down in the Bible. We need a Savior!*

3. What is something we can thank God for from this hymn?

*We can thank God for giving us His Word to speak to His people, long ago through the prophet's and even today as we read it.*

4. What is something we can ask God for from this hymn?

*That God would work in our hearts that we might turn from our sins and trust Jesus as our Savior. Ask Him to help us to understand His prophets words, written in the Bible. Ask Him to help us obey all His commands.*

**Gospel Question**

1. The LORD gave His people many promises about the Savior, Jesus, who would come to save His people. What is the good news of Jesus that the prophet's words foretold? What is the gospel?

*God is the good Creator and King of the world. He made people to worship Him and live by His good laws. But we are all sinners who have rebelled against Him. We all deserve death--God's just, eternal punishment for our sins. How terrible! But God has good news for us. In His great mercy, God sent His Son Jesus to earth to save sinners. Yes, Jesus, the perfect Son of God, left His home in heaven and became a man. He lived the perfect life that pleases God. (He's the only one who has ever done that!) He offered it up to God His Father as the perfect sacrifice for sins when He suffered and died on the cross. Then, on the third day, Jesus rose from the dead in victory. He had fully paid for the sins of God's people, so they wouldn't have to! Now all who turn away from their sins and trust in Jesus as their Savior will receive forgiveness of sins and eternal life with God. They will be His very own special people who will know Him and enjoy Him forever. We can be God's people, too, if we turn from our sins and trust in Jesus as our own Savior.*

## **Song Game: Sign It, Say It, What Does It Mean?**

### **Materials**

Sign Language signs used in song, particularly choose words with important meanings you want the children to learn, such as “grace”, “redeem”, etc.

Bag or bowl

### **Preparing the Game**

1. Cut out signs and put in bowl.

### **Playing the Game**

1. Practice the song and signs until the children know them well. Then put all the signs we’ve learned in this bag/ bowl and mix them up.
2. Ask one of the children to choose a sign, but not show it to anyone...but you, if they need some help.
3. Ask the child to do the sign for the rest of the children and see if the other children can guess which one it is. Do the sign with the child, if desired.
4. When the children guess the sign, ask them the meaning of the word. If no one guesses the sign, put it back in the bowl to be picked again.
5. Choose another child to pick a new sign from the bag and continue.

NOTE: You might want to sing the song after you do each word or couple of words.

Game continues as number of questions, time, and attention span allow.

choose a FEW questions for discussion, then choose the game and/or music activity

**Meditation Version: Deuteronomy 18:18-19**

"I will raise up for them a prophet like you from among their brothers; I will put my words in his mouth, and he will tell them everything I command him. If anyone does not listen to my words that the prophet speaks in my name, I myself will call him to account."

**Alternate Memory Version: Deuteronomy 18:18,19**

"I will raise up for them a prophet like you from among their brothers; I will put my words in his mouth, and he will tell them everything I command him."

**Understanding the Bible Verse**

1. Who did the LORD promise to raise up for the people? *A prophet like Moses.*
2. What would the prophets do for the people? *They would speak to them the words the LORD gave them to speak.*
3. What was the prophet to tell the people? *Everything God commanded them to say: God's promises to save them through faith in Him. And also, God's words of warning, discipline and comfort for those who sin.*
4. What would happen to anyone who did not listen to the words of the LORD's prophet? *The Lord would call him to account, Himself.*
5. What do you think it means for the LORD to call someone to account? *It might mean disciplining them here on earth; but it also definitely means that the Lord will judge them for their sinfulness when He judges all people at the end of time.*
6. Why was it kind of the LORD to raise up prophets for the people? *It could have been enough for Him to just give them His laws and have them obey. But the people were rebellious and the LORD used the prophets to speak His warnings to them that they might listen and turn from their sins.*
7. Who is the greatest prophet who the LORD raised up to fulfill this promise? *The Lord Jesus. He did not just speak God's words like the other prophets. Jesus is God. When He spoke, He spoke as God, Himself, speaking.*

**Bible Truth Connection Question**

1. What does this verse have to do with the **Bible Truth: God Spoke to His People through Prophets Long Ago?** *God tells us in His Word that He would raise up prophets to instruct the people. He used them to instruct the people in how they could be saved by trusting in Him. He used them to warn the people to turn back to Him when they kept on sinning against Him and to offer them forgiveness for their sins. The people were to obey the prophet's words because they were His words. God's people still read the words of the prophet's written in the Bible today. There are things that God wants them to still obey that He commanded through them, long ago.*

**Story Connection Questions**

1. What prophet did the LORD raise up to speak to King Ahab? *Elijah.*
2. Did King Ahab and Jezebel listen to Elijah? *Yes, Ahab did. Repented of his sins. No, Jezebel didn't.*
3. How did the LORD call them to account? *Ahab was forgiven by God when he repented of his sins, but his family did lose the privilege of ruling the kingdom.*

**Life Application Questions**

1. How should we response to God's words given us through His prophets (and written down in the Bible)? *We should turn away from our sins and trust in Jesus as our Savior. We should ask God to fill our hearts with the Holy Spirit and help us obey His good words given to us.*

**ACTS Questions**

1. What is something we can praise God for from this Bible Verse? *Praise God for being the Giver of prophets to speak His words to His people, long ago.*

2. What is something we can confess to God from this Bible Truth? *That many times we chose to disobey God's words, including the words of His prophets, written down in the Bible. We need a Savior!*

3. What is something we can thank God for from this Bible Verse? *We can thank God for sending Jesus as the greatest prophet who perfectly spoke God's Word; and who came to save His people from their sins, even though they have not obeyed His commands as they should.*

4. What is something we can ask God for from this Bible Verse?

*That God would work in our hearts that we might turn from our sins and trust Jesus as our Savior. Ask Him to help us to understand His prophets' words, written in the Bible. Ask Him to help us obey all His commands That God would work in our hearts that we might know and love Him, both by what we see of Him in His creations; and, most of all, by trusting in Jesus as our Savior.*

**Gospel Question**

1. The LORD gave His people many promises about the Savior, Jesus, who would come to save His people. What is the good news of Jesus that the prophet's words foretold? What is the gospel?

*God is the good Creator and King of the world. He made people to worship Him and live by His good laws. But we are all sinners who've rebelled against Him. We all deserve death--God's just, eternal punishment for our sins. How terrible! But God has good news for us. In His great mercy, God sent His Son, Jesus to earth as a man to save sinners. He lived the perfect life that pleases God. (He's the only one who's ever done that!) He offered it up to God His Father as the perfect sacrifice for sins when He suffered and died on the cross. Then, on the third day, Jesus rose from the dead in victory. He had fully paid for the sins of God's people, so they wouldn't have to! Now all who turn away from their sins and trust in Jesus as their Savior will receive forgiveness of sins and eternal life with God. They will be His very own special people who will know Him and enjoy Him forever. We can be God's people, too, if we turn from our sins and trust in Jesus as our own Savior.*

## Game: Rush to the Store

### Materials

Bible verse written up in large print so that all can see

2 large pieces of paper or poster board

A toy shopping cart or shopping bag per team

Empty food or beverage containers such as milk cartons or cereal boxes—one for each word or group of words of the verse (no more than 10 per team)

Paper and marker

Bag or jar

Masking tape

Two tables

### Preparing the Game

1. Make copy of the verse per team and cut it apart into as many parts as containers per team. Number this verse pieces in order and tape them to the containers.
2. Make a sign per team of the verse. If you have a lot of non- or early readers, write the verse in easy to read print, numbering each word/section that correspond to the sections on the cut-up version of the verse. If your children are all proficient readers, do not write the verse on the poster board, but simply draw lines and number them 1-10, corresponding to the 10 verse pieces.
3. Write down and cut out the numbers used on the verse pieces and put in a little bag or jar.
4. Use the masking tape to mark each team's home starting line.
5. Place each team's "groceries" in separate piles at the far end of the room with space between the two piles for the teacher to stand.

### Learning the Verse

Some or all of your children may be non- or early readers. Teach the verse in sections, having them say it after you. Repeat a few times. Add clapping or other movement as they say it.

### Directions

1. If desired, lead the children in a discussion of a **FEW** of the most important questions before beginning game.
2. Explain the game to them as follows:

WARNING: Limit the children to walking quickly if you have a slick floor.

Divide the children into two teams and have them line up at their home lines. Explain that the class will say the Bible verse together, then you will pick a number out of your bag. The first player of each team will rush to the store to find the grocery item with that number on it. Instead of money to pay for the grocery, a child says the memory verse to the teacher. Then they rush home with the item in their bag, this place it on their team's table of groceries. The whole class will say the verse again, the teacher will choose another number and the next two children will go find that item, etc. until all items have been purchased and retrieved. Then, the children will line up their groceries so that their verse is in the right order and say the verse together. If working with less confident readers, point out to them that they can use the sign you made and the numbers in the verse pieces as hints to help them line it up properly. The team then says the verse together. The first team to do so, wins.

### Non-competitive Option

Don't split the children into teams. Have only one set of groceries. Have the children take turns retrieving the item and adding it to the class groceries on the table. Together they will work to put the verse together after collecting all the groceries.

### Optional **TAKING IT TO OTHERS** Activity: Quiz Questions

Have the children choose a few of the questions from the game to ask the parents/other children during **TAKING IT TO OTHERS** time. Help pre-readers by whispering the question in their ear and letting them ask it aloud to the parents/other children. Make sure you read the Bible verse aloud before you ask your questions.

## Directions:

1. Write words to song in large print before class.
2. Play the song for the children, helping them follow along on the song sheet.
3. Discuss the song, using a few questions from the discussion sheet. *Don't use them all!*
4. Introduce sign language for key words of your choice from sign language sheet for your song. Use as few or as many as you think the children can learn.
5. Sing and sign the song. Sign language as well as large format lyrics and sheet music are found in the PFI Unit Songbook or online.
6. If desired, play the Song Game.

**Optional TAKING IT TO OTHERS Activity: Presenting and Singing the Song**

1. Sing and sign the song, encouraging the watching children/parents to join in.
2. Ask the class some of the questions listed below. The Bible Truth Connection Question is particularly good to help them understand how the song ties in with the Bible Truth.

**I Will Raise Up**

Listen to it on PFI NIV Songs 1, Track 12

I will raise up, I will raise up,  
 I will raise up for them a prophet like you.  
 I will raise up, I will raise up,  
 I will raise up for them a prophet like you.  
 He will come from among their brothers,  
 I will put my words in his mouth,  
 And he will tell them everything I command him.  
 And whoever does not listen,  
 I will hold him accountable.  
 I will raise up, I will raise up, I will raise up for them a prophet like you.  
 I will raise up, I will raise up, I will raise up for them a prophet like you.  
 Deuteronomy Eighteen, eighteen and nineteen.

**Song Game: Pass the Secret Sign****Materials**

Sign Language signs used in song, particularly choose words with important meanings you want the children to learn, such as "grace", "redeem", etc.

Bag or bowl

Blindfold

**Preparing the Game**

1. Cut out signs and put in bowl.

**Playing the Game**

1. Practice the song and signs until the children know them well.
2. Have all the children stand in a tight circle, except one, "It," who will stand in the middle of the circle, blindfolded.
3. Have the children in the circle to put their hands behind their backs. Choose a sign from the bag and hand to a child in the circle, still keeping hands behind their backs, not looking at the sign.
4. When "It" says "Pass the Secret Sign", the children will begin to pass the sign around behind their backs.
5. When "It" says "Stop the Passing!" the child who has the sign freezes with the sign behind his back.
6. The child with the sign brings it around and looks at it. You can help the child practice the sign.
7. Then take the blindfold off of "It", watch the child with the card do the sign, then have "It" guess the name of the sign. (If desired, "It" can ask another child in the circle for help with their guess.)
8. The holder of the sign then becomes "It." Sing the song with all the signs, then repeat.



Directions: Read and discuss Bible Truth, using a FEW of the questions. Play game. Feel free to modify the game to fit your children.

### General Story Questions

1. What evil things did Queen Jezebel led King Ahab into doing? *Worship Baal instead of the LORD.*
2. What was the LORD's first message to Ahab? *Warning that he should stop worshiping Baal or else he would be disciplined.*
3. What did Ahab want from Naboth? Why? *He wanted his vineyard to use as his own garden because it grew such good crops and was right next to his palace.*
4. Why didn't Naboth want to give it to him? *Because it had always been in his family and it was against the laws the LORD had set up in the Bible.*
5. What plan did Jezebel make to get Naboth's vineyard? *She planned to have Naboth killed.*
6. What did the 2 men accuse Naboth of doing? Why did this deserve death? *Of cursing King Ahab and the LORD.*
7. What was the LORD's second message to Ahab? *A message of discipline for killing Naboth.*
8. Who did the LORD use to speak His messages to Ahab? *The prophet Elijah.*
9. What punishment did the LORD plan for Jezebel? *She would die a dishonorable death and without a proper burial.*
10. How did Jezebel respond to the LORD's punishment? *Jezebel did not repent.*
11. What punishment did the LORD plan for Ahab? *He would die a dishonorable death and he and his family would lose the honor of ruling over the kingdom of Israel.*
12. Why did the LORD not punish Ahab as He planned? *Ahab repented of his sins and turned and worshiped the LORD.*
13. What was the third message the LORD gave to Ahab? *A message of comfort for repenting. God would spare Ahab the discipline He had promised him because he repented.*
14. What is the greatest word of comfort God gave His people through His prophets? *That He would send His Son Jesus one day to save them from their sins when He suffered and died on the cross.*

### Bible Truth Connection Questions

1. What does this story have to do with our **Bible Truth: God Spoke to His People through Prophets Long Ago**? *The LORD called the people of Israel to be His special people. While some faithfully followed Him, many did not, including King Ahab. The LORD used the prophet Elijah to speak words of warnings, discipline and comfort to King Ahab and the people of Israel that they would turn from their sins and turn back to loving and following Him.*

### Life Application Questions

1. How does God warn us today? *In His Word, the Bible and through His people telling us His Word.*
2. How should we respond to His warnings? *We should repent of our sins and trust in Jesus as our Savior.*

### Bible Verse Connection Question

1. What does the story have to do with our **Bible Verse: Deuteronomy 18:18-19**: "I will raise up for them a prophet like you from among their brothers; I will put my words in his mouth, and he will tell them everything I command him. If anyone does not listen to my words that the prophet speaks in my name, I myself will call him to account." *Elijah was one of the prophets that the LORD raised up to speak His words of salvation through trusting Him; and, of warning, discipline and even comfort to those who kept rebelling against Him. The people were supposed to do everything he commanded because the words the prophet spoke were words from the LORD.*

### ACTS Questions

1. What's something we can praise God for from this story? *Praise Him for being a holy God that fairly punishes sin; yet a merciful God who forgives those who turn from their sins.*
2. What's something we can confess from this story? *Confess that we are sinners who many times here God's words of warning, but keep disobeying God anyway. We need a Savior!*
3. What's something we can thank God for from this story? *We can thank God for being so merciful that He wouldn't just punish His sinful people, but would help them to repent of their sins and come back to worship Him. We can thank Him for offering forgiveness even to us, today, through Jesus.*
4. What is something we can ask God for, from this story? *That God would help us, like Ahab, to hear God's words of warning and turn from our sins and trust in Jesus—instead of having to face His eternal punishment.*

**The Gospel**

1. How are we like Ahab and Jezebel in this story? *Like Ahab and Jezebel we are sinners, who chose to live life our own way. Maybe we don't bow down to idols, but we many times choose to not worship the LORD and obey His good ways.*
2. God's just punishment for sinners is eternal punishment, away from Him and everything good forever! Is there any hope for sinners? What is the gospel?

*Yes, there is hope! God is the good Creator and King of the world. He made people to worship Him and live by His good laws. But we are all sinners who have rebelled against Him. We all deserve death--God's just, eternal punishment for our sins. How terrible! But God has good news for us. In His great mercy, God sent His Son Jesus to earth to save sinners. Yes, Jesus, the perfect Son of God, left His home in heaven and became a man. He lived the perfect life that pleases God. (He's the only one who has ever done that!) He offered it up to God His Father as the perfect sacrifice for sins when He suffered and died on the cross. Then, on the third day, Jesus rose from the dead in victory. He had fully paid for the sins of God's people, so they wouldn't have to! Now all who turn away from their sins and trust in Jesus as their Savior will receive forgiveness of sins and eternal life with God. They will be His very own special people who will know Him and enjoy Him forever. We can be God's people, too, if we turn from our sins and trust in Jesus as our own Savior.*

## Game: String Along

### Materials

- Ball of string
- Scissors
- A jar/bag big enough to fit all the string
- Masking tape
- Paper and marker
- 20+ Story Review Questions and other story review questions

### Preparing the Game

1. Choose 20+ questions for your game from the Story Review Discussion Questions, or make up your own.
2. Cut various lengths of string and place them in the jar, mixed up so it is not easy to see how long they are.

### Playing the Game

Divide the children into two teams and have them line up at the masking tape line. Read Team A a Story Review question. If they can correctly answer it, then the first child in line stands up and picks a piece of string from the bag/jar without looking. He holds up the string for every one to see. The leader places the piece of string at Team's A's line, but lets it point away from the group. If Team A does NOT correctly answer the question, the Team B can try to correctly answer it. If they do, then the first person in the Team B line gets to pick out a string instead of Team A. Next, it is Team B's turn. Continue as above. Each time a team gets a new piece of string, it is tied to the other strings. The goal is to see who can get the longest string by the end of the game.

Play continues as Story Review cards last; or, as time and attention span allow.

### Non-competitive Option

Don't split into teams. Mark a length along the floor, wall, etc. Tell the children this is their target string length and they will work together to see how few questions it takes the group to reach the target length. Have the children take turns pulling out a piece of string to be added to the group as the leader reads a question. If the class gets the right answer, the piece of string is added onto the group's string. Continue until the target length is reached, noting how many pieces it took. Untie the string pieces, put them back in the jar and start again, seeing if they can reach the target length with less pieces the second time.

### Optional TAKING IT TO OTHERS Activity: Quiz Questions

Have the children choose a few of the questions from the game to ask the parents/other children during TAKING IT TO OTHERS time. Help pre-readers by whispering the question in their ear and letting them ask it aloud to the parents/other children.

**CASE REPLAY ACTIVITIES**

Use this guide to review the Case Story and act it out for others to enjoy!

**CASE REPLAY, JR: YOUNGEST CHILDREN**

**Description:** The children will act out the story together, everyone doing the same action/sound effect at the same time. This activity is most suitable for kindergarteners.

**Materials**

The Case RePlay, Jr. script for younger children

**Preparation**

1. Read through the script and write in the blanks along the side possible actions/sound effects the children could do to act it out.

**Instructions**

1. Tell the children that they will be re-enacting the story together as you tell it.
2. As you read the script, lead the children in actions/sound effects to do with you.
3. If desired, you can read the script and stop at certain sentences and ask them what a good action/sound effect would be to act out what you just read.
4. Repeat the re-enactment one or two times more.

**CASE REPLAY, SR: OLDER CHILDREN**

**Description:** The children act out the story as a three-scene play. You will narrate it using the Case RePlay, Sr. script and they will act it out (no spoken words, for the most part), with each child assuming a different character's role. This activity is most suitable for first grade and up. You will review the story, then practice it a few times before performing it for others.

**Materials**

The Case RePlay, Sr. script  
White board or other large format paper  
Costumes and props

**Preparation**

1. Prepare for the play by choosing costumes and props for each character in the story. Decorate the area with any scenery props.
2. Write the words "Beginning," "Middle," "End" on a large piece of paper/whiteboard with plenty of space under each heading. You will use this paper to help the children think about the story as a three-scene play, as it is presented in the script.

**Instructions**

1. Tell the children that they will get to act out the story as a three-scene play, with a beginning, middle and end section. Tell them that before they can act it out, they need to think it out. as you narrate it with your script.
2. Take the children's answers as they recount the story, helping them put key incidents in the right order.
3. If desired, when they have filled in their Beginning, Middle, End, read through your whole (real) script, so they hear exactly what you will have them act out.
4. Then tell the children that it's time to practice acting out the story.
5. Assign parts to each child. If you are using costumes, do NOT give them out at this point. They will be a distraction.
6. Have all the children sit on the floor or in chairs on one side of the "stage," then call the characters up in place as their part in the story comes.
7. As you read the script, guide the children in where you want them to move or do to act it out.
8. After going through the whole script once, give out any costumes and props and act out the script once or twice more.

**Optional TAKING IT TO OTHERS Activity: Re-enacting the Story**

Read the script as the children act out together (younger) or assuming different roles (older) as the other children or the parents watch.

**CASE REPLAY, JR--YOUNGER KIDS (KINDERGARTEN) P.2**

Welcome to our play! The name of our story is called: The Case of the Speaking Rain.

Our story takes place in Israel, up on Mt. Carmel. It takes place in Old Testament times, about 900 years before Jesus came to earth.

And now we present: "The Case of the Speaking Rain."

**Actions:**

**Scene 1:**

King Ahab provoked the LORD to anger by worshiping Baal, the god of rain, lightning and fire, instead of the LORD. He made a temple to Baal and set up altars on many hills for the Israelites to worship him, too. The prophet Elijah brought the LORD's word to King Ahab that Israel would not have rain for two years because of his sin. Ahab did not repent. For two years, no rain fell. Crops withered, animals and people died. The LORD was showing that He, not Baal, was the one, true God. He alone should be worshipped.

\_\_\_\_\_

\_\_\_\_\_

\_\_\_\_\_

\_\_\_\_\_

\_\_\_\_\_

**Scene 2:**

After the two years, Elijah appeared before King Ahab and challenged the prophets of Baal to a showdown on Mount Carmel to prove whether Baal or the LORD was the true God. The prophets of Baal set up their sacrifice on the altar to Baal and began to pray to him. When nothing happened they began to shout and even cut themselves to try to get him to answer them. Still nothing happened. Elijah repaired the stones of the LORD's altar, placed the bull on it and had it flooded with water. Elijah prayed and the LORD sent down fire and everything, even the rocks were burned up. The Israelites worshiped the LORD and the prophets of Baal were killed.

\_\_\_\_\_

\_\_\_\_\_

\_\_\_\_\_

\_\_\_\_\_

\_\_\_\_\_

**Scene 3**

Elijah told King Ahab to celebrate because the LORD would soon send rain. Elijah bowed down and prayed to the LORD. King Ahab hurried back to his palace. At first only a tiny, black cloud appeared, but soon it was pouring with rain. The LORD had used the skies once more to show that He, not Baal, was the one, true God.

\_\_\_\_\_

\_\_\_\_\_

\_\_\_\_\_

\_\_\_\_\_

**Bible Truth Tie-In:**

The Bible Truth we are learning is: **God's Creations Tell Us about Him.** Rain fell only when the LORD told it to. Fire fell from heaven only when He told it to. God's creation showed that He is their Maker and He alone is the one, true God. This helped the people of Israel turn away from worshiping Baal and turn back to worship the LORD.

\_\_\_\_\_

\_\_\_\_\_

## **CASE REPLAY, SR--OLDER KIDS (1ST GRADE AND UP) P.3**

Welcome to our play! The name of our story is called: The Case of the Speaking Rain.

Our story takes place in Israel, up on Mt. Carmel. It takes place in Old Testament times, about 900 years before Jesus came to earth.

“The characters in our story are: Baal, King Ahab, Elijah, the LORD, the Prophets of Baal, and the Israelites.

And now we present: “The Case of the Speaking Rain.”

### **Scene 1: (Beginning)**

King Ahab provoked the LORD to anger by worshiping Baal, the god of rain, lightning and fire, instead of the LORD. He made a temple to Baal and set up altars on many hills for the Israelites to worship him, too. The prophet Elijah brought the LORD’s word to King Ahab that Israel would not have rain for two years because of his sin. Ahab did not repent. For two years, no rain fell. Crops withered, animals and people died. The LORD was showing that He, not Baal, was the one, true God. He alone should be worshipped.

### **Scene 2: (Middle)**

After the two years, Elijah appeared before King Ahab and challenged the prophets of Baal to a showdown on Mount Carmel to prove whether Baal or the LORD was the true God. The prophets of Baal set up their sacrifice on the altar to Baal and began to pray to him. When nothing happened they began to shout and even cut themselves to try to get him to answer them. Still nothing happened. Elijah repaired the stones of the LORD’s altar, placed the bull on it and had it flooded with water. Elijah prayed and the LORD sent down fire and everything, even the rocks were burned up. The Israelites worshiped the LORD and the prophets of Baal were killed.

### **Scene 3: (End)**

Elijah told King Ahab to celebrate because the LORD would soon send rain. Elijah bowed down and prayed to the LORD. King Ahab hurried back to his palace. At first only a tiny, black cloud appeared, but soon it was pouring with rain. The LORD had used the skies once more to show that He, not Baal, was the one, true God.

### **Bible Truth Tie-In:**

The Bible Truth we are learning is: **God’s Creations Tell Us about Him.** Rain fell only when the LORD told it to. Fire fell from heaven only when He told it to. God’s creation showed that He is their Maker and He alone is the one, true God. This helped the people of Israel turn away from worshiping Baal and turn back to worship the LORD.

## Naboth's Vineyard

### Description

Children will make a grapevine with clusters of grapes.

### Materials

Bubble wrap with large bubbles (make best looking grapes)

Purple, Red and/or Green tempera paint (If using powder, mix it thickly) and Craft glue

OR, Purple, Red and/or Green "Plaid Plastic Paint" (The tempera paint will be more likely to flake off. Glue helps it to stick to plastic better.)

White/Green Cardstock or Green construction paper

Pieces of sponge or paper towel

Brown Chenille Pipe Cleaners, 2 per bunch of grapes

Purple, Red and/or Green tissue paper

Clear packing tape

Hole Punchers

Markers

Sticks, 1 per child

### Preparing the Craft

1. Cut two or three of Template #1 out of the bubble wrap, per child. Cut around the bubbles, not through them. (This means you will only keep roughly to the shape of Template #1)
2. Photocopy Template #2 and cut out around leaves (Can cut out around general shape, don't have to cut every nook and cranny.) OR, if using construction paper leaves, use one of Template #2 as a guide to cut out your leaves. OR Can just have the children color in a set of leaves.
3. Cut out tissue paper into pieces the size of a paper towel, about 12"x12".
4. If using tempera paint, mix about 2 parts paint to 1 part glue. If using plastic paint, you don't need to add glue to it. Set out bowls of paint.

### Making the Craft

1. Show the sample of the craft you have made.
2. With bubble side out, have children make the bubble wrap into a basic cone shape by overlapping point A to point B, and point C to point D (See Template#1).
3. Use a piece of clear packing tape down the seam to secure the cone.
4. Crumple up a piece of tissue paper the color of the grape they plan to make and stick it inside the cone shape.
5. Bring top ends together and secure the top by place the middle of the two brown chenille pipe cleaners over the ends and twisting them around several times. You also can simply tape the top and then use more tape to tape the middle of the 2 pipe cleaners in place.
6. With the sponges or paper towels, have the children dip into the purple, red or green "grape" paint and smear it over the bubble wrap. The bubbles will hold the paint and begin to stand out like grapes.
7. Repeat process and make more bunches of grapes, if desired.
8. Color the leaves (if desired) with marker; or simply hole punch them and slip them through the pipe cleaner ends.
9. Attach the grape cluster to a stick with one pair of pipe cleaners. The other set can be twisted around in a curly-cue, making tendrils of the grape vine.

### Making a Bible Truth Connection

Once the children have settled into their craft, use the Bible Truth- Craft Connection Sheet to lead discussion about the craft. Note that most of these questions echo the questions on the case board, providing a review of what the children learned earlier.

### Optional TAKING IT TO OTHERS Activity: Craft Presentation

If you are presenting the craft to other children or parents the children can hold up their crafts (or your model craft) and read their Bible Truth Connection answers to explain the importance of the craft.

**CASE CRAFT****Discussion Guide****Instructions:**

As the children are settled into making their craft, ask them these questions to help them understand the craft's significance. Use the answers provided to guide the children's answers.

**Discussion Questions**

1. Where was Ahab's palace and Naboth's vineyard.  
*Right next to each other in Jezreel, Israel.*
2. What terrible things did Queen Jezebel encourage King Ahab to do in Israel? *Worship Baal, not the LORD. Kill Naboth to get his vineyard.*
3. What happened after King Ahab heard of the LORD's promised punishment? *King Ahab repented of all his wickedness and the LORD spared him much of the punishment. Queen Jezebel did not repent and she died a dishonorable death with no burial.*
4. What is Bible Truth 3, that we are learning?  
*Bible Truth 3 is God Spoke to His People through Prophets Long Ago.*
5. What does our craft have to do with our Bible Truth: God Spoke to His People through Prophets Long Ago?  
*Through the prophet Elijah, Ahab received God's warning of discipline. Ahab repented of his sins and received God's mercy.*
6. What can this craft help us remember?  
*God graciously gives each of us many warnings about our sins. He wants us to turn from our sins and show us His mercy.*

**TAKING IT TO OTHERS****Craft Presentation****Instructions:**

Have children hold up your model craft/their crafts. Choose five children (or you say) the five sections below to explain the craft's importance.

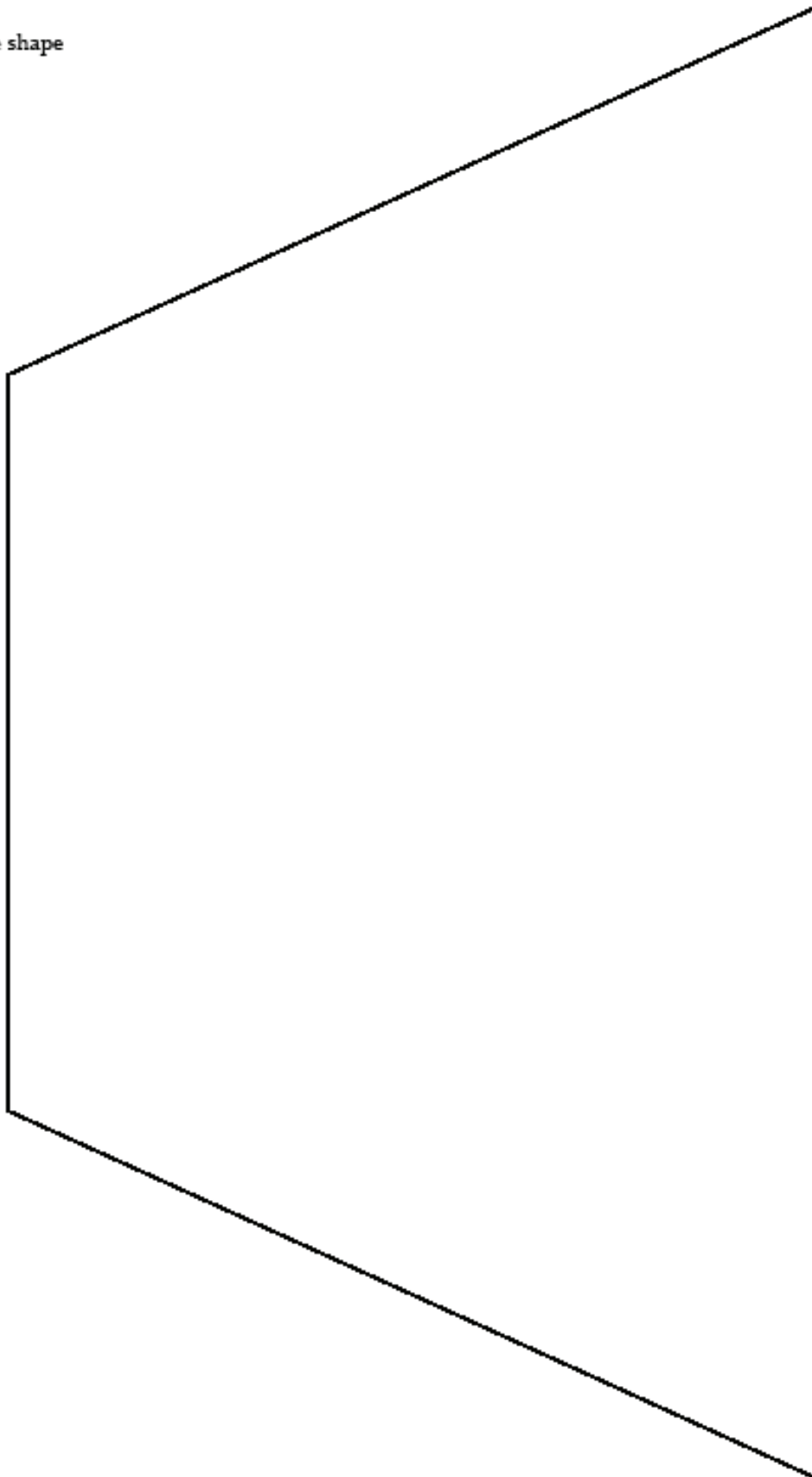
**Presentation:**


1. Our craft is Naboth's Vineyard.
2. In Jezreel, Israel, King Ahab repented of his many wicked acts, including killing Naboth to take his vineyard, after the prophet Elijah told him of the LORD's promise of punishment. Queen Jezebel, however, did not repent and received the LORD's punishment, as promised.
3. Bible Truth 3 is: God Spoke to His People through Prophets Long Ago.
4. Through the prophet Elijah, Ahab received God's warning of discipline. Ahab repented of his sins and received God's mercy.
5. Our craft can help us remember that God graciously gives each of us many warnings about our sins. He wants us to turn from our sins and show us His mercy.

Note: Even non-readers can participate in presenting the craft, if you will whisper what they are to say in their ear and let them say it aloud for the others to hear.



Template #1 Grape shape





**BEFORE CLASS:****1. PICK YOUR PERSON**

VIPPs can be anyone in your church! Typically, they fall into 6 categories: Church staff, Elders, Deacons/deaconesses, Special Volunteers (people who aren't paid, but spend a lot of time helping out in particular ways), Supported Workers (aka missionaries), and Church Members.

**2. GATHER YOUR FACTS**

Use the VIPP Information Sheet to write down the facts about your VIPP. The information on this worksheet is used in the VIPP activities, listed in the "Choose an Activity" section below.

**DURING THE ACTIVITY:****1. INTRODUCE YOUR VIPP**

Introduce your VIPP to the children, using the VIPP Information Sheet. Fill in a set of VIPP Clue Cards with the information for your VIPP. If desired, you can even have the actual person come into class for the children to meet.

Need help describing what someone does for the church in a kid-friendly way? Check out the list of common VIPPs on the Praise Factory website in the PFI resources. There are lots of kid-friendly descriptions for common VIPP's, such as pastors, elders, deacons and a lot more.

**2. PRAY!**

Lead the children in praying for the VIPP. Ask the children if they would like to pray for one of the VIPPs prayer requests. Even non-readers can pray for the VIPP if you whisper the prayer request in their ear, then let them say it aloud. Never force a child to pray!

**3. CHOOSE AN ACTIVITY**

There are two activities you can use to help the children learn about the VIPP:

**VIPP Clue Cards:** These are nine coloring sheets in which children fill in the nine things they learn about the VIPP from the VIPP Information Sheet. Photocopy a set of each child. Use as few or as many of these Clue Cards as you desire.

**VIPP Game:** This is a game that uses a set of Clue Cards for one or two VIPPs.

Choose a VIPP and fill in his/her information on the VIPP Information Sheet. Fill in a set of VIPP Clue Cards with the information for your VIPP. Tell the children about the VIPP, having them fill in the VIPP Clue Cards with the key facts as they learn them. Write any words the children need to write on a white-board or other piece of paper so they can see how to spell them. Help younger children write these words on their clue cards. Ideas for how to tell the children about many common VIPPs are listed at [praisefactory.org](http://praisefactory.org) with the resources for this Bible Truth.

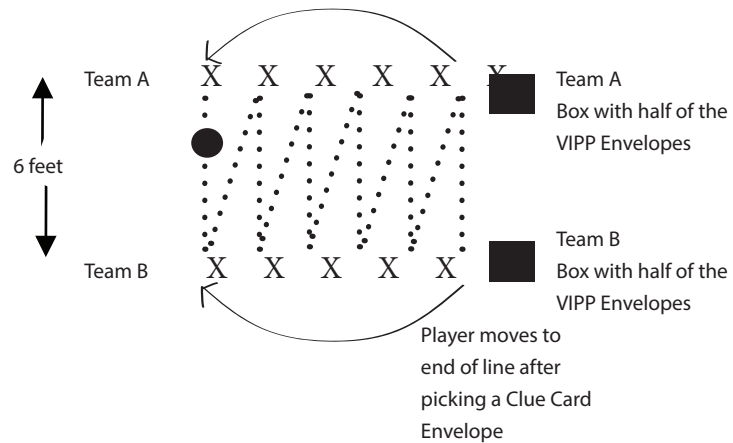
**Optional TAKING IT TO OTHERS Activity: Introduce and Pray for the VIPP**

If you are presenting the VIPP to other children or parents you can assign children to hold up the 10 clue cards and say what each card tells about the VIPP. (Or, you can have the children hold them up as you tell what each one means.) Then lead the children in praying for the VIPP.

## Game: Ball Roll Review

### Materials

Information Sheet for one VIPP  
 2 Set of Clue Cards  
 Ball  
 8 8.5" x 11" Manilla Envelopes  
 Tape  
 Pen and Markers  
 2 Boxes



### Preparing the Game

1. Fill in one set of clue sheets for the VIPP you are using.
2. Tape the other (blank) set of Clue Cards to the outside of the manilla envelopes.
3. Put the filled-in clue cards in the corresponding envelope.
4. Put half the Clue Card Envelopes in one box and the other half in the other box. These are the Team A and Team B Boxes.

### Playing the Game

**Reveal:** Tell the children about the VIPP, showing them your filled-in clue cards as you tell about them.

**Review:** Have the children break into two even groups and sit down on the floor facing each other, with about a 6' spread between the 2 lines (see diagram above). For Round 1, Give the ball to the first child in Team A and have them roll it across to the child on Team B directly across from them. Then, that Team B child rolls it back across to the next child on Team A, etc. all the way down the line to the last child on Team B. The last child to get the ball will then pick a Clue Card envelope out of their team's box. They (or the teacher) will tell the group and the Clue Card category by looking at the picture of the Clue Card on the outside of the envelope. Have the children try to remember the VIPP's answer to the category. If the class gets it right, the category is "retired". If they get it wrong, then it gets put back in the pile of category envelopes. The child who picked the Clue Card, then takes their place at the other end of the line. They begin Round 2 by rolling the ball to the first person on Team A, etc. This time, the ball will end up with the last child in the Team A line. ending with the last child in the other line, who gets up and chooses a clue from their Clue Card box. Continue until all the clues have been chosen/answered correctly.

# **VIPP INFORMATION SHEET**

## **VIPP NAME:**

\_\_\_\_\_

## **WHAT VIPP LOOKS LIKE**

Man or Woman? \_\_\_\_\_

Hair color? \_\_\_\_\_

Eye color? \_\_\_\_\_

## **FAVORITE ANIMAL**

\_\_\_\_\_

\_\_\_\_\_

## **FAVORITE FOOD**

\_\_\_\_\_

\_\_\_\_\_

## **FAVORITE FREE TIME ACTIVITY**

\_\_\_\_\_

\_\_\_\_\_

## **WHAT VIPP DOES DURING WEEK**

\_\_\_\_\_

\_\_\_\_\_

\_\_\_\_\_

\_\_\_\_\_

## **VIPP GROUP OF SERVICE:**

Church Member

Deacon

Elder

Church Staff

Special Volunteer

Supported Worker  
(Missionary)

## **3 WAYS VIPP SERVES CHURCH**

\_\_\_\_\_

\_\_\_\_\_

\_\_\_\_\_

\_\_\_\_\_

\_\_\_\_\_

\_\_\_\_\_

\_\_\_\_\_

\_\_\_\_\_

## **3 WAYS TO PRAY FOR THE VIPP**

\_\_\_\_\_

\_\_\_\_\_

\_\_\_\_\_

\_\_\_\_\_

\_\_\_\_\_

\_\_\_\_\_

\_\_\_\_\_

\_\_\_\_\_

