

## **BIBLE TRUTH 2, LESSON 3: PLANNER/OVERVIEW**

### **GETTING STARTED: Welcome and Opening Songs** *(introduce unit and get kids moving with these songs)*

**Welcome to Praise Factory:** PFI: Praise Factory Investigators Theme Song *PFI NIV Songs 1, Track 1*

**Rules to Help Us Worship God and Love Others:** WoGoLOA Classroom Rules Song *PFI NIV Songs 1, Track 2*

**Big Question Under Investigation:** Big Question 1 Songs *PFI NIV Songs 1, Tracks 3,4*

**Big Question Bible Verse:** Amos 4:13 Song *PFI NIV Songs 1, Track 5*

### **DIGGING DEEP DOWN: Key Concept and Story** *(introduce the Bible Truth and tell the related story)*

**Bible Truth 2:** God's Creations Tell Us about Him

**Bible Truth Hymn:** O Worship the King, v.3 *PFI NIV Songs 1, Track 9*

**Bible Verse:** Psalm 19:1-4

**Bible Verse Song:** The Heavens Declare *PFI NIV Songs 1, Track 10*

**Lesson 3 New Testament Story:** The Case of the Mysterious Messengers  
Acts 14:8-23

### **TAKING ACTION: Response Activities** *(choose from among these activities)*

**Snack and Discussion Planner:** God-given Lunch for Lystrans

**ACTS Prayer:** Prayer Sheet

**Bible Truth Review:** Discussion Questions and Game: Enemy Invaders

**Bible Truth Hymn:** O Worship the King, v.3 *PFI NIV Songs 1, Track 9*  
Song, Sign Language and Song Game: Word Take Away **PFI NIV Songs 1 BOOK or ONLINE**

**Bible Verse Review:** Psalm 19:1-4: Discussion Sheet and Game: Mr. Freezie Ball

**Bible Verse Song:** The Heavens Declare *PFI NIV Songs 1, Track 10*  
Song, Sign Language and Song Game: Big Voice, Little Voice **PFI NIV Songs 1 BOOK or ONLINE**

**Story Review:** Discussion Questions and Game: Obstacle Course Review

**Case RePlay, Jr: Drama Activity for Youngest Children** (children do same story actions together)

**Case RePlay, Sr: Drama Activity for Most Children** (children re-tell story with individual parts)

**Craft:** Wreathes and Laurels

**VIPP (Very Important Prayer Person) Prayer Time:** Coloring Sheets (back of book), Game: Hot and Cold Hide

### **TAKING IT HOME: Take Home Sheet for Review and Family Devotions**

**PFI Pronto:** Bible Truth 2, Lesson 3 **PFI NIV Prontos 1 BOOK or ONLINE**

**The Case of the Mysterious Messengers** Acts 14:8-23

by Connie Dever

**Our story is:****The Case of the Mysterious Messengers.****As you listen to the story, see if you can figure out:**

1. Who were the Mysterious Messengers? Who did the people of Lystra think they were?
2. What was the message they brought? How did they tell the people of Lystra that they could know it was true?

This story takes place in New Testament times, not many years after Jesus died on the cross and rose from the dead. It takes place in the city of Lystra, Turkey.

The people of Lystra looked at the beauties of the countryside around them and were believers. They looked up at the glorious skies, over to the mountains and off to roaring, foamy sea, and they believed. They were enjoyed the rain that gave them good water to drink and grew the crops in their fields, and they believed. They enjoyed their children and each other and so many other good things that filled their hearts with joy...and they believed that only a god could have made all these things.

Well, they didn't really believe **A** god made all these things, but many gods. They didn't know the Lord. They gave their worship to other gods: the fake gods—or idols-- of the Greek people. So they praised Aphrodite for the love they knew in their hearts. They praised Poseidon for the seas; for the earth. And most of all, they praised Zeus for giving them the skies, the rain and the crops of food they enjoyed.

And oh, how they worshiped Zeus! What would they do without his blessing of rain and crops? They built a huge temple to him right outside the city and hired priests to make sacrifices of bulls to him. Many even believed an old tale that Zeus and his messenger, Hermes, had once come to earth as poor strangers seeking a place to stay. All but one, elderly couple refused them help. It was said that Zeus greatly blessed the couple for their kindness.

The people of Lystra knew this story and wondered: "What if Zeus and Hermes came to Lystra? Would they treat the gods with honor? Would the gods bless them, if they did?"

But Zeus and Hermes would never come to Lystra disguised as strangers, no matter how long the people might wait. Why? Because Zeus and Hermes were only idols. No, these gods would never visit, but the Lord, the one, true Creator God had something wonderful planned for the people of Lystra. He wanted them to know Him. He wanted them to save them. He was sending His messengers Paul and Barnabas to them with His message of salvation.

Paul and Barnabas came to Lystra, dusty and tired from their 20-mile walk on the mountainous roads. At God's command, they had been traveling from town to town throughout Turkey, telling all who would listen about the true Creator God and His Son, Jesus Christ. Everywhere they went people came to hear their message. Many listened. Some believed. Others—especially the Jews--were very angry. Paul and Barnabas knew that all too well that anger usually turned into danger for them. They had just run from the cities of Iconium and Antioch where the Jews had tried to kill them! Now they had come to Lystra. What would the Lord have in store for them there?

Paul and Barnabas entered Lystra and began sharing the good news about Jesus. Soon a crowd gathered around them, eager to hear what these two strangers had to say about the true Creator God and His Son, Jesus Christ, whom they had never heard about before.

Among the listeners in the crowd was an old man who had been crippled from birth. Paul watched the man soak in the truth about Jesus. He could see that God had given him faith to believe and even be healed. Paul looked straight at the man and shouted to him: "Stand

**Story-telling Tips**

## Ahead of time:

1. Read the Bible verses and story. Pray!
2. Create story cue cards on index cards (or highlight text).
3. Practice telling story dramatically, timing your presentation. Shorten, if necessary to fit your allotted time.
4. Decorate area with story props that help bring your story alive.

## During your presentation:

1. Maintain as much eye contact as possible as you tell the story. Point to/use props at important points in the story. Include the kids in your story with a few questions about what they think will happen or words/concepts that might be new to them.
2. Watch the kids for signs that their attention span has been reached. Shorten, if necessary.

up on your feet!" The shocked crowd watched as the crippled man jumped to his feet and began to walk around!

"Who has ever heard of such a thing! This is an act of the gods!" one person gasped.

"These strangers must be Zeus and Hermes, come to visit us as humans, just like in the old story!" they exclaimed.

"The gods have come!" the word spread among the crowd.

"Quickly, go get the priest at Zeus' temple!" they exclaimed. "We must offer sacrifices to them! We want to be sure to treat them well!"

The priest was sent for. The crowd parted to let the priest of Zeus through, with wreaths to place upon Paul's and Barnabas' necks. They led fat bulls to them to be sacrificed in their honor.

Paul and Barnabas were horrified! The people didn't understand! They thought they were the gods, Zeus and Hermes, from that old tale! Had the people not understood the message? It was in the name of Jesus, not Zeus or Hermes, that this man had been healed! They must make them understand.

Paul and Barnabas tore their clothes--as a sign that something was very wrong. They rushed into the crowd, shouting: "Stop! Don't do this! We are only humans, like you. We aren't gods! We've come to bring you good news of salvation through Jesus. Turn from the gods you worship. They are just worthless idols! Turn to the living God, who made heaven and earth and sea and everything in them."

"In the past, God let the peoples of the nations like you go their own way, worshiping their fake gods. Yet He hasn't left you without ways to know that He's the one, true God and show you what He's like. He has shown you kindness by giving you rain that waters your crops. He has provided you with lots of food and He fills your hearts with joy," Paul explained.

Even with this explanation, some of people of Lystra still wanted to treat them like gods and make sacrifices to them. But others wondered at these strange, new ideas. Could it be that Zeus and Hermes were only worthless idols? Could it be that the LORD was the true Creator God who had been revealing Himself to them

in His creations around them and in their hearts? They wanted to hear more.

But before Paul could tell them more, some Jews who had tried to kill him in Iconium and Antioch joined the crowd. "These men speak lies!" they told the others. "Don't listen to them. They deserve death!"

Only a little while before this crowd had tried to worship Paul and Barnabas as gods. Now the crowd turned on them. The Jews pelted Paul with rocks until he fell unconscious to the ground. They dragged him out of the city and left him for dead.

Barnabas and the new believers in Christ anxiously gathered around Paul when the Jews had left. Was he dead? No! He was only terribly hurt.

Paul and Barnabas spent the night in Lystra with the new believers, then left the next morning. Paul was bruised, sore, beat up—but happy as they headed to the city of Derbe. Why happy? Because they had been able to tell the people of Lystra about the Lord, the true Creator God and His Son, Jesus Christ and some had believed! Now there would be people in Lystra to tell others about the true Creator God, who revealed Himself in the heavens and earth and sea and everything in it. Who gave rain to make their crops grow and put joy in their hearts-- and that made all the suffering worthwhile to Paul.

### Cracking the Case:

**It's time to answer our Case Questions.**

**1. Who were the Mysterious Messengers? Who did the people of Lystra think they were?** Paul and Barnabas. The Greek gods, Zeus and Hermes.

**2. What was the message they brought? How did they tell the people of Lystra that they could know it was true?** They brought the good news of the one, true, living God who offers them salvation through Jesus. They told the people of Lystra that they could see what this one, true God was like in how He had provided for them in creation.

**Something For You and Me****Our Bible Truth is:****God's Creations Tell Us about Him****Our Bible Verse is: Psalm 19:1-4, NIV 1984**

"The heavens declare the glory of God; the skies proclaim the works of His hands. Day after day they pour forth speech; night after night they display knowledge. There is no speech or language where their voice is not heard. Their voice goes out into all the earth, their words to the ends of the world."

The heavens do declare the glory of God. They, like all of God's creations, remind us that there is a one, true God who made them all, and who made us to know Him. But it wasn't enough for the people of Lystra to know God by looking at His creations. And it will never be enough for us today. We need to learn about Him in the Bible. We need to turn from our sins and trust in Jesus as our Savior. Then, we can truly know Him.

Let's praise God for revealing Himself in His creation, but let's also pray that He would work in our hearts and the hearts of people everywhere, to turn from their sins and trust in Him as their Savior. Let's ask Him to even send out some of us one day, tell all these people who He really is and how they can be saved from their sins.

*Close in prayer.*

**Closing ACTS Prayer**

**A** God, we praise You for being the one, true God and Creator of all things.

**C** God, we confess that many times we don't choose to love You or obey You, even though we know about You. We need Jesus to save us!

**T** God, we thank You sending Your people all over the world to tell others about Jesus. Thank You for sending people to tell us about Him!

**S** God, work in our hearts! Help us to turn from our sins and trust in Jesus as our Savior. Send out Your people to tell others about Jesus, too! Help us all to know You better as we look at Your wonderful creations.

**Special Words**

**Idol:** An image of a (fake) god used as an object of worship.

**Priest:** A person who prays and performs ceremonies as a middle man between a god and people.

# **ACTS PRAYER ACTIVITY**

Use this sheet to write down your ACTS Prayer

## **Instructions:**

Use this sheet to help the children apply the Bible Truth in prayer. You can use the ACTS provided or even better, have the kids think of their own applications. Also, have the children add their personal requests to the prayer, too. Lead the children in the prayer or let them pray sections, with your help. Never force a child to pray! Non-readers can participate by you whispering a section of the prayer into their ear and allowing them to pray it aloud for the group.

## **ADORATION:**

God, we praise You for showing us many things about You as we look at all Your creations. You show Yourself to be powerful, beautiful, loving, infinite and so much more.

God, we praise You for being.....

---

Add your own Adorations:

---

---

## **CONFESSION:**

God, we confess that we look at Your creations and enjoy them, but often forget to praise You for them or learn about You from them. We need a Savior!

God, we have sinned against You....

---

---

Add your own Confessions:

---

---

## **THANKSGIVING:**

Thank You, God for all that You show us about Yourself in Your creations. Thank You for making us able to look at Your creations and learn more about You. Thank You for wanting us to know You.

God, we thank You for...

---

Add your own Thanksgivings:

---

---

## **SUPPLICATION:**

God, use all Your creations to help us remember You, our Creator. Use them to teach us more about You. You created our hearts. Work in them that we might not just see You in Your many creations, but turn from our sins and trust in Jesus as our Savior and know You as our God.

God, we need Your help...

Add your own Supplication:

---

---

---

---

## **SNEAKY SNACK**

Can you figure out how this snack ties in with our case?

---

### **Snack: God-given Lunch for Lystrans**

Serve Grapes, olives, figs or other fruit with Pita bread/Pita chips or other food representative of crops harvested in Greece/Turkey area

This is only a suggestion. Feel free to modify. Be mindful of allergy issues among your children!

**Case Tie-in:** Paul encouraged the people of Lystra to believe in the Lord. Paul told them that He had shown himself to them in the many good gifts they could see around them, such as the good crops in their fields. He alone was the one, true God. He sent His Son Jesus to save all who repented of their sins and trusted in Jesus as their Savior. He would be their Savior, if they did this.

---

## **SOUL FOOD**

Food for thought during snack time

---

1. What does the snack have to do with the story?

Choose a few questions from the other activity discussion sheets to talk about during this snack time.

2.

---

---

3.

---

---

4.

---

---

5.

---

---

6.

---

---

7.

---

---

Directions: Read and discuss Bible Truth, using a FEW of the questions. Play game. Feel free to modify the game to fit your children.

### **God's Creations Tell Us about Him**

Creations tell you something about the person who created them. God is the creator of our world and His creations tell us about Him. God's creations show us many things about Him. They show us that He is mighty, glorious, beautiful, good, wise, infinite, perfect and so much more. God loves for us to learn about Him from His creations and praise Him for what He's like.

### **Understanding the Bible Truth**

1. Who do creations tell us and why? *Creations tell you about their creator. A creator makes things out of his own thoughts and abilities. When you see what someone makes, it tells you what they think about and what they are able to do.*
2. What do God's creations tell us about God? *The greatness of the universe tell us that He is even greater. The beauty and variety of flowers show us that He loves beauty and has never ending ability to think up new ways to make things. The perfection of how movement of the sun, moon, stars and planets show how amazingly wise He is.*
3. What does God love for us to use His creations to do? *To learn about Him and to praise Him for what He's like.*

### **Story Connection Questions**

1. How does the case story point to the **Bible Truth: God's Creations Tell Us about Him**? How did Paul use creation to tell the people of Lystra what the Lord was like? *He told them of the goodness of God that they knew already by looking at the heaven, sea, earth and by enjoying the rain for crops and joy in their hearts. He wanted to bring them the good news that this good God had also sent His Son Jesus to pay for the sins of all those who turn and trust in Him for forgiveness.*

### **Bible Verse Connection Question**

1. What does our Bible Truth have to do with our Bible Verse: **Psalm 19:1-4**: "The heavens declare the glory of God; the skies proclaim the works of His hands. Day after day they pour forth speech; night after night they display knowledge. There is no speech or language where their voice is not heard. Their voice goes out into all the earth, their words to the ends of the world."

*God created the heavens. Creations tell us something about their creator. God created the heavens. They display some of His glory: how good and great He is. Everyone can look up in the heavens and see a picture of God's glory in what they see.*

### **Life Application Questions**

1. What about God do we see from His creations that help God's people to trust His care for them? *He is powerful enough to create the whole world, so He is able to take care of them. He cares that even the smallest creatures are fed, He will takes care of their needs. He makes beautiful things for them to enjoy. He loves to delight us by giving us good things.*
2. How can we become God's people? *By turning away from our sins and trusting in Jesus as our Savior.*

### **ACTS Questions**

1. What is something we can praise God for because of this Bible Truth? *Praise God for His greatness, beauty, wisdom, kindness, etc. that we see when we look at His creations.*
2. What are sins we can confess to God because of this Bible Truth? *That though we see how good and great God through His creation, we all choose to rebel against Him and many times do not want to know Him. We deserve His punishment! We need a Savior!*
3. What is something we can thank God for because of this Bible Truth? *We can thank God for all the wonderful things He has created and all the pleasure we have in looking at them. We can thank God for letting us know some of what He is like as we look at His creations.*
4. What is something we can ask God for because of this Bible Truth? *We can ask God to work in our hearts and help us to see what He is like and praise Him, as we look at His creations.*

**The Gospel**

1. God made all things for His pleasure, but we are sinners who have chosen to disobey Him! We deserve His eternal punishment for our disobedience. Is there any hope for us? What is the gospel?

*Yes, there is hope! God is the good Creator and King of the world. He made people to worship Him and live by His good laws. But we are all sinners who have rebelled against Him. We all deserve death--God's just, eternal punishment for our sins. How terrible! But God has good news for us. In His great mercy, God sent His Son Jesus to earth to save sinners. Yes, Jesus, the perfect Son of God, left His home in heaven and became a man. He lived the perfect life that pleases God. (He's the only one who has ever done that!) He offered it up to God His Father as the perfect sacrifice for sins when He suffered and died on the cross. Then, on the third day, Jesus rose from the dead in victory. He had fully paid for the sins of God's people, so they wouldn't have to! Now all who turn away from their sins and trust in Jesus as their Savior will receive forgiveness of sins and eternal life with God. They will be His very own special people who will know Him and enjoy Him forever. We can be God's people, too, if we turn from our sins and trust in Jesus as our own Savior.*



## Game: Enemy Invaders

### Materials

Index cards of two different colors (or use red and black playing cards, such as hearts and spades)

Bible Truth Questions

String or yarn

Two chairs

Masking Tape

### Preparing the Game

1. Choose 20+ questions for your game from the Bible Truth Discussion Questions, or make up your own.
2. Write the Bible Truth questions on small thin strips of paper (or make a photocopy of the Bible Truth Discussion Questions and simply cut them into strips) and put them in the bag/bowl.
3. Tie an end of the string to each chair and draw the line across the room where the teams will be. Preferably this line will be about 4' above the ground.
4. Tape a line about 6' to 9' from the string on each side.
5. Cut cards in half along the long side, making them about the same size as playing cards.

### Playing the Game

Divide the children into two teams and have them stand (or kneel to make it even harder!) on their team's line. Give each child an index card, the same color for the children on one team. At your signal, have them try to toss their cards over the line and into their "enemy's" territory on the other side. Add up how many cards fell on each side. That is how many points they can win by answering a question. Choose a question for each team. If the team gets it wrong, the question goes to the other team for an extra point. Distribute the cards and play again.

Game continues as number of questions, time, and attention span allow.

### Non-competitive Option

Set a target number of points for the whole group. Challenge the children to see how many turns it takes score the target number of points. Once the target has been reached, start the game over and see how many turns it takes to reach the target the second time.

### Optional TAKING IT TO OTHERS Activity: Quiz Questions

Have the children choose a few of the questions from the game to ask the parents/other children during TAKING IT TO OTHERS time. Help pre-readers by whispering the question in their ear and letting them ask it aloud to the parents/other children. Make sure you read the Bible verse aloud before you ask your questions.

Directions:

1. Write words to song in large print before class.
2. Play the song for the children, helping them follow along on the song sheet.
3. Discuss the song, using a few questions from the discussion sheet. *Don't use them all!*
4. Introduce sign language for key words of your choice from sign language sheet for your song. Use as few or as many as you think the children can learn.
5. Sing and sign the song. Sign language as well as large format lyrics and sheet music are found in the PFI Unit Songbook or online.
6. If desired, play the Song Game.

**Optional TAKING IT TO OTHERS Activity: Presenting and Singing the Song**

1. Sing and sign the song, encouraging the watching children/parents to join in.
2. Ask the class some of the questions listed below. The Bible Truth Connection Question is particularly good to help them understand how the song ties in with the Bible Truth.

## **O Worship the King**

### **Verse 3**

Thy bountiful care what tongue can recite?  
It breathes in the air,  
it shines in the light,  
It streams from the hills,  
It descends to the plain,  
And sweetly distills in the dew and the rain.

**Listen to it on PFI NIV Songs 1, Track 9**

### **Understanding the Song**

1. What does "Thy" mean? *"Thy" is the old English word for "Your."*
2. What does "bountiful" mean? *An overflowing amount of something, far more than expected or needed.*
3. What is God's care for His people like? *It is so bountiful—so overflowing—that the tongue cannot even recite (a person does not even have time to tell) all the ways He has cared for them.*
4. What "breathes in the air" and what does that mean? *God's care "breathes in the air." This is a beautiful way of saying that we see God's care by giving us the air we breathe in with each breath.*
5. What "shines in the light" and what does that mean? *God's care for us. God cares for us by giving us the light we and all living creatures need to live.*
6. How does God's care "stream from the hills and descend to the plain?" *God takes care of all the needs of His creations—animals, plants, birds, people—whether they live high on the hills or down on the lowland plains.*
7. What does "distill" mean? *To come from.*
8. How does God's care "distill in the dew and the rain?" *God gives the water that all living creatures need to live in the dew and the rain. God's great care for us shows in every dew drop and rain drop.*

### **Bible Truth Connection Question**

1. How does this song relate to our Bible Truth: **God's Creations Tell Us about Him?**

*All of God's creation tells us about Him. We can look at everything from the air to the light, to the hills and plains, to the dew and rain, and see that God cares for us.*

### **Story Connection**

1. How does this song relate to today's story? *The people of Lystra thought that it was the Greek gods who gave them all of creation and took care of them. Paul and Barnabas told them about the true God who really did make it all, and how they could know and live for Him.*

### **Life Application Questions**

1. How can God's people be affected by the message of this song? *They can ask God to help them to see His care in everything in creation around us and give them grateful hearts that thank Him for it.*
2. How can we become God's people? *By turning away from our sins and trusting in Jesus as our Savior.*

**Bible Verse Connection Question**

1. What does our Bible Truth have to do with our Bible Verse: **Psalm 19:1-4**: "The heavens declare the glory of God; the skies proclaim the works of His hands. Day after day they pour forth speech; night after night they display knowledge. There is no speech or language where their voice is not heard. Their voice goes out into all the earth, their words to the ends of the world."

*God reveals His loving care for all His creation by providing them light from the heavens (the sun), as well as the rain and dew that is needed to grow the food that they need. This is one way that the heavens declare God's glory.*

**ACTS Questions**

1. What is something we can praise God for from this hymn?

*Praise God for being full of care for all of His creations, especially us!*

2. What are sins we can confess to God from this hymn?

*That many times, we see God, His goodness and greatness, in His creations, but we do not want to know Him or obey Him. We would rather do things our own way. We deserve His punishment! We need a Savior!*

3. What is something we can thank God for from this hymn?

*We can thank God that His care of us is so great that our tongues cannot recite everything He has done!*

4. What is something we can ask God for from this hymn?

*That God would give us grateful hearts and would help us see His bountiful care for the whole world. We can pray that God would work in our hearts and help us to turn away from disobeying Him and trust in Jesus as our Savior. That is the greatest way God has cared for us!*

**Gospel Question**

1. When we look at the how God waters the hills and plains so that all things can grow, we see a picture of God's care for us and the world He created. But the greatest way God has shown His care for us is not through the rain, it is through sending Jesus. What is the gospel?

*God is the good Creator and King of the world. He made people to worship Him and live by His good laws. But we are all sinners who have rebelled against Him. We all deserve death--God's just, eternal punishment for our sins. How terrible! But God has good news for us. In His great mercy, God sent His Son Jesus to earth to save sinners. Yes, Jesus, the perfect Son of God, left His home in heaven and became a man. He lived the perfect life that pleases God. (He's the only one who has ever done that!) He offered it up to God His Father as the perfect sacrifice for sins when He suffered and died on the cross. Then, on the third day, Jesus rose from the dead in victory. He had fully paid for the sins of God's people, so they wouldn't have to! Now all who turn away from their sins and trust in Jesus as their Savior will receive forgiveness of sins and eternal life with God. They will be His very own special people who will know Him and enjoy Him forever. We can be God's people, too, if we turn from our sins and trust in Jesus as our own Savior.*

## **Song Game: Mimic Me!**

### **Materials**

Sign Language

Song

### **Preparing the Game**

None.

### **Playing the Game**

1. Practice the song and signs until the children know them well. Choose a person to be the leader and let them decide upon an action for everyone to do as they sing the song, such as jump on one foot, etc.
2. Sing the song while doing the chosen action.
3. Select another child to be the leader.
4. If desired, you can choose a different action for different important words in the song, such as jump on one foot when you sing the word "grace", but clap your hands when you sing the word "Jesus". Ask the children the meaning of each of the words before adding in their action.

Game continues as number of questions, time, and attention span allow.

choose a FEW questions for discussion, then choose the game and/or music activity

**Meditation Version: Psalm 19:1-4**

"The heavens declare the glory of God; the skies proclaim the works of His hands. Day after day they pour forth speech; night after night they display knowledge. There is no speech or language where their voice is not heard. Their voice goes out into all the earth, their words to the ends of the world."

**Alternate Memory Version: Psalm 19:1**

"The heavens declare the glory of God; the skies proclaim the works of His hands."

**Understanding the Bible Verse**

1. What do the heavens declare? How? *They declare the glory of God by their shiny brightness. They declare His care for all things by giving us the light we need to live.*
2. What do the skies proclaim? How? *They were made by God (They are his handiwork). The beauty of the skies and the wisdom with which they were made to give us light and give us rain show they were made by a great Creator.*
3. How do the heavens and the skies pour our speech and reveal knowledge? *Not by talking with words, but by being so perfectly made that they show us about the greatness of the God who made them.*
4. Is there any place where people cannot look up to the skies and understand that they tell of God's glory? *No. All over the world--no matter what language people speak— people can see God's glory in the heavens.*
5. Are the heavens the only part of nature that declares God's glory? *No. All of creation does because it all reflects its Creator, the Lord.*

**Bible Truth Connection Question**

1. What does this verse have to do with the **Bible Truth: God's Creations Tell Us about Him?** *God created the heavens. Creations tell us something about their creator. God created the heavens. They display some of His glory: how good and great He is. Everyone can look up in the heavens and see a picture of God's glory in what they see.*

**Story Connection Questions**

1. How did Paul use the heavens to speak to the people of Lystra about the true God? *He explained to them that it was the true God who made the heavens and gave them seasons and rain for their crops, not some idol like Hermes or Zeus or other Greek false god.*

**Life Application Questions**

1. How can God's people use the heavens and the rest of God's creation to praise God? *By looking at it and seeing all the different things about God it reflects.*
2. How can God's people use the heavens and the rest of God's creation to encourage them in hard times? *By looking at it and all of God's wisdom and powerful and goodness it reflects and reminding themselves that it is this same God who loves and cares for them.*
3. How can we become God's people? *By turning away from our sins and trusting in Jesus as our Savior.*

**ACTS Questions**

1. What is something we can praise God for from this Bible verse? *Praise God for being the Revealer of Himself through all things He's created, even the heavens.*
2. What is something we can confess to God from this Bible verse? *Confess that many times, we see God, His goodness and greatness, in His creations, but we do not want to know Him or obey Him. We would rather do things our own way. We need a Savior!*
3. What is something we can thank God for from this Bible verse? *We can thank God for all the wonderful and beautiful ways He shows us what He is like in everything we see that He has made.*
4. What is something we can ask God for from this Bible verse? *That God would work in our hearts that we might know and love Him, both by what we see of Him in His creations; and, most of all, by trusting in Jesus as our Savior.*

**Gospel Question**

1. The skies proclaim God's glory. They point us to their Creator, God. But what is the good news about Jesus that we need to hear if we are to know and enjoy God forever? What is the gospel?

*God is the good Creator and King of the world. He made people to worship Him and live by His good laws. But we are all sinners who have rebelled against Him. We all deserve death--God's just, eternal punishment for our sins. How terrible! But God has good news for us. In His great mercy, God sent His Son Jesus to earth to save sinners. Yes, Jesus, the perfect Son of God, left His home in heaven and became a man. He lived the perfect life that pleases God. (He's the only one who has ever done that!) He offered it up to God His Father as the perfect sacrifice for sins when He suffered and died on the cross. Then, on the third day, Jesus rose from the dead in victory. He had fully paid for the sins of God's people, so they wouldn't have to! Now all who turn away from their sins and trust in Jesus as their Savior will receive forgiveness of sins and eternal life with God. They will be His very own special people who will know Him and enjoy Him forever. We can be God's people, too, if we turn from our sins and trust in Jesus as our own Savior.*

## Game: Mr. Freezie Ball

### Materials

Bible verse written up in large print so that all can see  
Medium size foam or other soft surfaced ball, or tennis ball

### Preparing the Game

None.

### Learning the Verse

Some or all of your children may be non- or early readers. Teach the verse in sections, having them say it after you. Repeat a few times. Add clapping or other movement as they say it.

### Directions

1. If desired, lead the children in a discussion of a **FEW** of the most important questions before beginning game.
2. Explain the game to them as follows:  
Have the children spread out around the leader, who will be the first Mr. Freezie. Everyone says the Bible verse together. Then, Mr. Freezie throws the ball up in the air as he calls out the name of one child. That child runs to get the ball, while everyone else spreads out. When the child gets the ball, he yells "freeze" to the other children. He then rolls the ball to gently hit another child. That child tries to say the memory verse, getting the assistance of one other person if desired. If he says it correctly, he becomes the new Mr. Freezie and will be the next to toss the ball. If not, then the child who rolled the ball remains Mr. Freezie for another turn. The person who rolled the ball would then become the new Mr. Freezie and be next to toss the ball. Class says verse together each time before Mr. Freezie says the next child's name.

Game continues as time and attention span allow.

### Optional **TAKING IT TO OTHERS** Activity: Quiz Questions

Have the children choose a few of the questions from the game to ask the parents/other children during

**Directions:**

1. Write words to song in large print before class.
2. Play the song for the children, helping them follow along on the song sheet.
3. Discuss the song, using a few questions from the discussion sheet. *Don't use them all!*
4. Introduce sign language for key words of your choice from sign language sheet for your song. Use as few or as many as you think the children can learn.
5. Sing and sign the song. Sign language as well as large format lyrics and sheet music are found in the PFI Unit Songbook or online.
6. If desired, play the Song Game.

**Optional TAKING IT TO OTHERS Activity: Presenting and Singing the Song**

1. Sing and sign the song, encouraging the watching children/parents to join in.
2. Ask the class some of the questions listed below. The Bible Truth Connection Question is particularly good to help them understand how the verse ties in with the Bible Truth.

**The Heavens Declare**

The heavens declare the glory of God,  
 The sky proclaims the works of His hands  
 Day after day, they pour out speech,  
 Night after night, they display knowledge,  
 There is no language, where their voice is not heard.  
 Their voice goes out into all the earth.  
 The heavens declare the glory of God,  
 The sky proclaims the works of His hands  
 Psalm Nineteen: one through four.

**Listen to it on PFI NIV Songs 1, Track 10**

**Song Game: Big Voice, Little Voice****Materials**

Song  
 Sign language signs used in the song printed out onto little cards  
 Blindfold

**Preparing the Game**

None.

**Playing the Game**

1. Practice the song and signs until the children know them well. Then tell them: "Children, we are going to hide a sign language sign and see if one of you can find it... with a little help from the rest of us!"
2. Choose someone to be "It" and blindfold them. Choose another child to hide one of the sign language cards. When it's hidden, "It" can remove the blindfold and begin to look.
3. The rest of the children will sing the song in a louder voice when "It" gets closer to the hidden sign and quieter when "It" gets further from the sign.
4. When "It" finds the hidden clue, another "It" is chosen and play begins again.

Game continues as number of questions, time, and attention span allow.



**STORY REVIEW**

Directions: Read and discuss Bible Truth, using a FEW of the questions. Play game. Feel free to modify the game to fit your children.

**General Story Questions**

1. Who did the people of Lystra worship instead of the Lord? *Zeus, Poseidon, Hermes, Aphrodite*
2. What did they think Zeus was the god of? *The god of rain and crops.*
3. Why did they especially honor Zeus? *Because they wanted him to give them plenty of rain and good crops so they had lots of food to eat.*
4. What was the old story about Zeus and Hermes? *That they came to earth to visit an old couple, disguised as strangers and blessed an old couple who helped them.*
5. How do we know that Zeus and Hermes will not come to visit? *They are only idols.*
6. Why did Paul and Barnabas leave Antioch and Iconium quickly? *Because Jews were trying to kill them because they were telling the good news of Jesus.*
7. What did Paul tell the crowd when they entered Lystra? *The good news of Jesus.*
8. What did Paul do to the crippled man? *He healed him in Jesus' name.*
9. Who did the people of Lystra think Paul and Barnabas were and what did they want to do? *They thought they must be Zeus and Hermes and they wanted to make sacrifices to them and worship them.*
10. Why did Paul and Barnabas tear their clothes? *It was a sign of being very upset about something.*
11. How did Paul use creation to tell them about God? *He told the people of Lystra that it was the LORD, not these other gods who gave them the rain and everything else they enjoyed. He had come to tell them who the true God was who had given these things to them.*
12. Why did the Jews want to kill Paul? Why did they leave him outside the city? *They did not believe that Jesus was the Son of God and to say that He was dishonoring to God's name and so Paul must die. They left him outside the city to die.*
13. Who did Paul and Barnabas leave in Lystra that made them happy? *The people of Lystra who believed in Jesus.*
14. Why is it not enough just for people to look at nature to know God? *People need to hear the good news of Jesus to know how to be saved. Believing comes through hearing this good news, not just by seeing God in His creations.*

**Bible Truth Connection Questions**

1. What does this story have to do with our **Bible Truth: God's Creations Tell Us about Him**? *The people of Lystra looked at creation and knew there was a creator, but they did not know it was the Lord. Paul and Barnabas came to tell them about the true creator God and His Son Jesus who came to die for sinners who turn and trust in Him.*

**Bible Verse Connection Question**

1. What does the story have to do with our **Bible Verse: Psalm 19:1-4**: "The heavens declare the glory of God; the skies proclaim the works of His hands. Day after day they pour forth speech; night after night they display knowledge. There is no speech or language where their voice is not heard. Their voice goes out into all the earth, their words to the ends of the world."?  
*Paul used the heavens to talk to the people of Lystra about God. He explained to them that it was the true God who made the heavens and gave them seasons and rain for their crops, not some idol like Hermes or Zeus or other Greek false god.*

**ACTS Questions**

1. What is something we can praise God for being that we learned in our story? *Praise Him for being the true Creator of all things and the Sender of people to tell others about Jesus.*
2. What is something we can confess as sin that we learned in our story? *Confess that many times we do not choose to love God or obey Him, even though we know about Him. We need a Savior!*
3. What is something we can thank God for that we learned in our story? *We can thank God for sending His people all over the world to tell others about Jesus. We can thank Him for sending people to tell us about Jesus!*
4. What is something we can ask God for that we learned in our story?  
*We can ask God to work in our hearts and help us to trust in Jesus as our Savior. We can ask Him to send out more of His people to tell others about Him—even some of us, one day!*

**Life Application Questions**

1. Are there still people today who look at creation and worship the wrong god? *Yes, many, many people.*
2. What does God call His people to do even today? *He wants them to tell the good news to others in the whole world, that they might hear and believe and be saved.*
3. How can we become God's people? *By turning away from our sins and trusting in Jesus as our own Savior.*

**The Gospel**

1. What is the good news of Jesus that Paul and Barnabas shared? What is the gospel?  
*God is the good Creator and King of the world. He made people to worship Him and live by His good laws. But we are all sinners who have rebelled against Him. We all deserve death--God's just, eternal punishment for our sins. How terrible! But God has good news for us. In His great mercy, God sent His Son Jesus to earth to save sinners. Yes, Jesus, the perfect Son of God, left His home in heaven and became a man. He lived the perfect life that pleases God. (He's the only one who has ever done that!) He offered it up to God His Father as the perfect sacrifice for sins when He suffered and died on the cross. Then, on the third day, Jesus rose from the dead in victory. He had fully paid for the sins of God's people, so they wouldn't have to! Now all who turn away from their sins and trust in Jesus as their Savior will receive forgiveness of sins and eternal life with God. They will be His very own special people who will know Him and enjoy Him forever. We can be God's people, too, if we turn from our sins and trust in Jesus as our own Savior.*

## Game: Obstacle Course Quiz

### Materials

Various materials, such as jump ropes, balls, inner tubes, carpet squares, boxes, tunnels made from chairs and bedsreads, etc. to make a simple obstacle course for each team.

Masking Tape

20+ Story Review Questions and other story review questions, 1+ per child

Paper/post-it notes & marker/pencil

### Preparing the Game

1. Choose 20+ questions for your game from the Story Review Discussion Questions, or make up your own.
2. Set up two identical obstacle courses, one for each team, that both end up at the same wall of your room.
3. Write a question on the back of a post-it note. On the front, write a point amount, such as 5, 10, 25 points, depending upon the difficulty of the question. Place these questions on the wall at the end of the obstacle courses.
4. Use the masking tape to make starting lines.

### Playing the Game

Divide the children into two teams and have them sit down in a line. Demonstrate how they are to go through the obstacle course. At the leader's command, the first person in each line goes through the obstacle course. Whoever reaches the question wall first wins 1 point for their team and gets to take down one question to give to the teacher. The teacher will ask the question to both teams, calling on the team who raises their hand first. If that team is correct in their answer, they get 2 points. If not, then the question goes to the other team. Process in repeated with next 2 children in line, etc.

Game continues until all have had a chance to run the course, or as question cards, time and attention span allow.

### Non-competitive Option

Send the children through two at a time, each child choosing a question from the wall. Have the children ask their question to the whole group and work together on the answer. Have the two children come back through the obstacle course and go to the back of their own lines. Repeat with next two children.

### Optional TAKING IT TO OTHERS Activity: Quiz Questions

Have the children choose a few of the questions from the game to ask the parents/other children during TAKING IT TO OTHERS time. Help pre-readers by whispering the question in their ear and letting them ask it aloud to the parents/other children.

**CASE REPLAY ACTIVITIES**

Use this guide to review the Case Story and act it out for others to enjoy!

**CASE REPLAY, JR: YOUNGEST CHILDREN**

**Description:** The children will act out the story together, everyone doing the same action/sound effect at the same time. This activity is most suitable for kindergarteners.

**Materials**

The Case RePlay, Jr. script for younger children

**Preparation**

1. Read through the script and write in the blanks along the side possible actions/sound effects the children could do to act it out.

**Instructions**

1. Tell the children that they will be re-enacting the story together as you tell it.
2. As you read the script, lead the children in actions/sound effects to do with you.
3. If desired, you can read the script and stop at certain sentences and ask them what a good action/sound effect would be to act out what you just read.
4. Repeat the re-enactment one or two times more.

**CASE REPLAY, SR: OLDER CHILDREN**

**Description:** The children act out the story as a three-scene play. You will narrate it using the Case RePlay, Sr. script and they will act it out (no spoken words, for the most part), with each child assuming a different character's role. This activity is most suitable for first grade and up. You will review the story, then practice it a few times before performing it for others.

**Materials**

The Case RePlay, Sr. script  
White board or other large format paper  
Costumes and props

**Preparation**

1. Prepare for the play by choosing costumes and props for each character in the story. Decorate the area with any scenery props.
2. Write the words "Beginning," "Middle," "End" on a large piece of paper/whiteboard with plenty of space under each heading. You will use this paper to help the children think about the story as a three-scene play, as it is presented in the script.

**Instructions**

1. Tell the children that they will get to act out the story as a three-scene play, with a beginning, middle and end section. Tell them that before they can act it out, they need to think it out. as you narrate it with your script.
2. Take the children's answers as they recount the story, helping them put key incidents in the right order.
3. If desired, when they have filled in their Beginning, Middle, End, read through your whole (real) script, so they hear exactly what you will have them act out.
4. Then tell the children that it's time to practice acting out the story.
5. Assign parts to each child. If you are using costumes, do NOT give them out at this point. They will be a distraction.
6. Have all the children sit on the floor or in chairs on one side of the "stage," then call the characters up in place as their part in the story comes.
7. As you read the script, guide the children in where you want them to move or do to act it out.
8. After going through the whole script once, give out any costumes and props and act out the script once or twice more.

**Optional TAKING IT TO OTHERS Activity: Re-enacting the Story**

Read the script as the children act out together (younger) or assuming different roles (older) as the other children or the parents watch.

**CASE REPLAY, JR--YOUNGER KIDS (KINDERGARTEN) P.2**

Welcome to our play! The name of our story is called: The Case of the Mysterious Messengers.

Our story takes place In New Testament times, a number of years after Jesus died on the rose and rose from the dead. It takes place in Lystra, Turkey.

And now we present: "The Case of the Mysterious Messengers."

**Actions:**

**Scene 1:**

The people of Lystra looked at the skies, the earth, the ocean, the rain, the crops and even at the joy in their hearts and knew there was a God who gave them to them. But instead of worshiping the Lord who made them, they worshiped the many Greek gods. There was Aphrodite: goddess of love; Poseidon god of the sea, god of the earth, and Zeus, god of the rain and crops. They especially loved Zeus and built a huge temple to him, right outside the city. They paid priests to stay at the temple and offer sacrifices to Zeus. They even thought that Zeus and his messenger Hermes would come in disguise and reward people who were nice to them.

---

---

---

---

---

---

---

---

**Scene 2:**

Paul and Barnabas came into Lystra after fleeing Jews trying to kill them in Iconium and Antioch. They shared the gospel with a crowd of people and then healed one man who believed their message who had been crippled from birth. The crowds think that Paul and Barnabas are Zeus and Hermes in disguise. The people got so excited that they call for the priests of Zeus to bring wreaths and bulls to present to them as worship offerings.

---

---

---

---

---

---

---

---

**Scene 3**

Paul and Barnabas tear their clothes in horror. They tell the people of Lystra to worship the God who made all of the creation they enjoy; and His Son, Jesus Christ, who He sent to save sinners. The people still want to sacrifice to Paul and Barnabas, but suddenly angry Jews from Antioch and Iconium join the crowd and stir them up against Paul and Barnabas. Paul is stoned and dragged out of the city for dead. The believers gather round Paul and he gets up. The next day they leave for another city, sore but joyful that God has saved some of the people of Lystra.

---

---

---

---

---

---

---

---

**Bible Truth Tie-In:**

The Bible Truth we are learning is: **God's Creations Tell Us about Him.** The people of Lystra looked at creation and knew their was a creator, but they did not know it was the Lord. Paul and Barnabas came to tell them about the true creator God and His Son Jesus who came to die for sinners who turn and trust in Him.

---

---

---

---

## **CASE REPLAY, SR--OLDER KIDS (1ST GRADE AND UP) P.3**

Welcome to our play! The name of our story is called: The Case of the Mysterious Messengers.

Our story takes place In New Testament times, a number of years after Jesus died on the rose and rose from the dead. It takes place in Lystra, Turkey.

The characters in our story are: People in Iconium and Antioch, who listened, who believed and who were very angry about the gospel, people of Lystra, Lame man of Lystra, Paul and Barnabas, and New believers of Lystra.

And now we present: "The Case of the Mysterious Messengers."

### **Scene 1: (Beginning)**

The people of Lystra looked at the skies, the earth, the ocean, the rain, the crops and even at the joy in their hearts and knew there was a God who gave them to them. But instead of worshiping the Lord who made them, they worshiped the many Greek gods. There was Aphrodite: goddess of love; Poseidon god of the sea, god of the earth, and Zeus, god of the rain and crops. They especially loved Zeus and built a huge temple to him, right outside the city. They paid priests to stay at the temple and offer sacrifices to Zeus. They even thought that Zeus and his messenger Hermes would come in disguise and reward people who were nice to them.

### **Scene 2: (Middle)**

Paul and Barnabas came into Lystra after fleeing Jews trying to kill them in Iconium and Antioch. They shared the gospel with a crowd of people and then healed one man who believed their message who had been crippled from birth. The crowds think that Paul and Barnabas are Zeus and Hermes in disguise. The people got so excited that they call for the priests of Zeus to bring wreaths and bulls to present to them as worship offerings.

### **Scene 3: (End)**

Paul and Barnabas tear their clothes in horror. They tell the people of Lystra to worship the God who made all of the creation they enjoy; and His Son, Jesus Christ, who He sent to save sinners. The people still want to sacrifice to Paul and Barnabas, but suddenly angry Jews from Antioch and Iconium join the crowd and stir them up against Paul and Barnabas. Paul is stoned and dragged out of the city for dead. The believers gather round Paul and he gets up. The next day they leave for another city, sore but joyful that God has saved some of the people of Lystra.

### **Bible Truth Tie-In:**

The Bible Truth we are learning is: **God's Creations Tell Us about Him.** The people of Lystra looked at creation and knew their was a creator, but they did not know it was the Lord. Paul and Barnabas came to tell them about the true creator God and His Son Jesus who came to die for sinners who turn and trust in Him.

## Wreathes and Laurels

### Description

Children will make a wreath decorated with tissue flowers and straws/pasta; and/or a laurel of leaves headpiece. (You may find that the boys want to make the laurels and the girls want to make the wreathes. Plan accordingly.)

### Materials

#### *Wreathes:*

Tissue paper of various bright colors

String

Plastic straws or ziti pasta (colored, if possible; available in many craft stores)

Blunt tapestry needles with a large eye, one per child

#### *Laurels:*

1" plastic headband; or, a 24" x 1 1/2" piece of poster board, one per child

Gold and Green tissue paper

Glue (or staplers)

Stapler

### Preparing the Craft

#### *Wreathes:*

1. Cut lots of flowers out of Template #1 using colored tissue paper, about 24 per child. (Cut multiple layers of flowers at once.)

2. Cut straws into 1 1/2" pieces.

3. Thread needles with thread about 24-30" long (depending on size of child), double thickness (i.e., 48-60" but doubles up to 24-30" when knotted together at the ends.)

#### *Laurels:*

1. Cut lots of leaves out of the gold and green tissue paper, about 30 per child. (Cut multiple layers of leaves at once.)

2. Set out headbands or cut 24 x 1 1/2" strips out of poster board. Cut Velcro or fill stapler with staples.

3. Set out glue.

### Making the Craft

1. Show the sample of the craft(s) you have made.

#### *Wreathes:*

1. Have children alternate groups of flowers and a piece of straw/pasta until necklace is filled up. Tie the ends together.

#### *Laurels:*

1. If using the poster board, have the child hold it up to their head and then cut it to the appropriate length. Leave 1 1/2" extra on each end.

2. Have the children glue (or staple) leaves on their bands, alternating the leaf points up and down.

3. Staple the laurel into a circle shape, using the excess 1 1/2" on each side to staple it.

4. If using the headband, wear it with the open part facing forward.

### Making a Bible Truth Connection

Once the children have settled into their craft, use the Bible Truth- Craft Connection Sheet to lead discussion about the craft. Note that most of these questions echo the questions on the case board, providing a review of what the children learned earlier.

### Optional **TAKING IT TO OTHERS** Activity: Craft Presentation

If you are presenting the craft to other children or parents the children can hold up their crafts (or your model craft) and read their Bible Truth Connection answers to explain the importance of the craft.

**CASE CRAFT****Discussion Guide****Instructions:**

As the children are settled into making their craft, ask them these questions to help them understand the craft's significance. Use the answers provided to guide the children's answers.

**Discussion Questions**

1. Where did Paul and Barnabas share the good news of Jesus in our story?

*Throughout the towns of Turkey, especially Iconium, Antioch and Lystra.*

2. Who did the people of Lystra think Paul and Barnabas were? Why? What did they present them with? *The Greek gods, Zeus and Hermes, because of the miraculous healing of the crippled man. They presented them with wreathes and laurels.*

3. What did Paul use to tell them about the Lord, the one, true God instead?

*He used the Lord's good gifts of creation and other blessings to tell them about Him and turn them away from worshipping the fake Greek gods.*

4. What is Bible Truth that we are learning?

*God's Creations Tell Us about Him.*

5. What does our craft have to do with our Bible Truth: God's Creations Tell Us about Him?

*The people of Lystra had worshiped Zeus and other Greek idols. When they began to worship Paul and Barnabas as Zeus and Hermes for healing the crippled man, Paul tried to tell them that this healing and all the good things of creation they enjoyed were really*

6. What can our craft help us remember?

*God alone should be worshiped as the amazing Creator of all we see and enjoy.*

**TAKING IT TO OTHERS****Craft Presentation****Instructions:**

Have children hold up your model craft/their crafts. Choose five children (or you say) the five sections below to explain the craft's importance.

**Presentation:**

1. Our craft is: Wreathes and Laurels.

2. In Lystra, the people covered Paul and Barnabas with wreathes and laurels because when Paul healed the crippled man in the name of Jesus, they did not understand that Jesus had healed him. They thought Paul and Barnabas were the gods, Zeus and Hermes, who they believed had come to visit them.


3. Our Bible Truth is: God's Creations Tell Us about Him.

4. The people of Lystra had worshiped Zeus and other Greek idols. When they began to worship Paul and Barnabas as Zeus and Hermes for healing the crippled man, Paul tried to tell them that this healing and all the good things of creation they enjoyed were really

5. Our craft can help us remember that God alone should be worshiped as the amazing Creator of all we see and enjoy.


Note: Even non-readers can participate in presenting the craft, if you will whisper what they are to say in their ear and let them say it aloud for the others to hear.












Laurel:  
alternate points of leaves as you glue onto headband

Wreath:  
alternate flowers and pasta in wreath necklace









**BEFORE CLASS:****1. PICK YOUR PERSON**

VIPPs can be anyone in your church! Typically, they fall into 6 categories: Church staff, Elders, Deacons/deaconesses, Special Volunteers (people who aren't paid, but spend a lot of time helping out in particular ways), Supported Workers (aka missionaries), and Church Members.

**2. GATHER YOUR FACTS**

Use the VIPP Information Sheet to write down the facts about your VIPP. The information on this worksheet is used in the VIPP activities, listed in the "Choose an Activity" section below.

**DURING THE ACTIVITY:****1. INTRODUCE YOUR VIPP**

Introduce your VIPP to the children, using the VIPP Information Sheet. Fill in a set of VIPP Clue Cards with the information for your VIPP. If desired, you can even have the actual person come into class for the children to meet.

Need help describing what someone does for the church in a kid-friendly way? Check out the list of common VIPPs on the Praise Factory website in the PFI resources. There are lots of kid-friendly descriptions for common VIPP's, such as pastors, elders, deacons and a lot more.

**2. PRAY!**

Lead the children in praying for the VIPP. Ask the children if they would like to pray for one of the VIPPs prayer requests. Even non-readers can pray for the VIPP if you whisper the prayer request in their ear, then let them say it aloud. Never force a child to pray!

**3. CHOOSE AN ACTIVITY**

There are two activities you can use to help the children learn about the VIPP:

**VIPP Clue Cards:** These are nine coloring sheets in which children fill in the nine things they learn about the VIPP from the VIPP Information Sheet. Photocopy a set of each child. Use as few or as many of these Clue Cards as you desire.

**VIPP Game:** This is a game that uses a set of Clue Cards for one or two VIPPs.

Choose a VIPP and fill in his/her information on the VIPP Information Sheet. Fill in a set of VIPP Clue Cards with the information for your VIPP. Tell the children about the VIPP, having them fill in the VIPP Clue Cards with the key facts as they learn them. Write any words the children need to write on a white-board or other piece of paper so they can see how to spell them. Help younger children write these words on their clue cards. Ideas for how to tell the children about many common VIPPs are listed at [praisefactory.org](http://praisefactory.org) with the resources for this Bible Truth.

**Optional TAKING IT TO OTHERS Activity: Introduce and Pray for the VIPP**

If you are presenting the VIPP to other children or parents you can assign children to hold up the 10 clue cards and say what each card tells about the VIPP. (Or, you can have the children hold them up as you tell what each one means.) Then lead the children in praying for the VIPP.

## Game: Hot and Cold Hide

### Materials

Bible verse written up in large print so that all can see

An object to hide

### Preparing the Game

None.

### Learning the Verse

Some or all of your children may be non- or early readers. Teach the verse in sections, having them say it after you. Repeat a few times. Add clapping or other movement as they say it.

### Directions

1. If desired, lead the children in a discussion of a **FEW** of the most important questions before beginning game.
2. Explain the game to them as follows:  
Have the children sit or stand in a group. Tell them that one person will leave the room and another person will hide the object. After the object is hidden the Seeker will begin to look for the object. The rest of the children, led by the teacher, will begin to repeat the verse over and over, reciting it louder as the Seeker gets closer to the object and more quietly as the Seeker gets further from the object. When the object has been found, the leader will choose another Hider and Seeker and the game continues.

Game continues as time or attention span allow.

# **VIPP INFORMATION SHEET**

## **VIPP NAME:**

\_\_\_\_\_

## **WHAT VIPP LOOKS LIKE**

Man or Woman? \_\_\_\_\_

Hair color? \_\_\_\_\_

Eye color? \_\_\_\_\_

## **FAVORITE ANIMAL**

\_\_\_\_\_

\_\_\_\_\_

## **FAVORITE FOOD**

\_\_\_\_\_

\_\_\_\_\_

## **FAVORITE FREE TIME ACTIVITY**

\_\_\_\_\_

\_\_\_\_\_

## **WHAT VIPP DOES DURING WEEK**

\_\_\_\_\_

\_\_\_\_\_

\_\_\_\_\_

\_\_\_\_\_

## **VIPP GROUP OF SERVICE:**

Church Member

Deacon

Elder

Church Staff

Special Volunteer

Supported Worker  
(Missionary)

## **3 WAYS VIPP SERVES CHURCH**

\_\_\_\_\_

\_\_\_\_\_

\_\_\_\_\_

\_\_\_\_\_

\_\_\_\_\_

\_\_\_\_\_

\_\_\_\_\_

\_\_\_\_\_

## **3 WAYS TO PRAY FOR THE VIPP**

\_\_\_\_\_

\_\_\_\_\_

\_\_\_\_\_

\_\_\_\_\_

\_\_\_\_\_

\_\_\_\_\_

\_\_\_\_\_

\_\_\_\_\_

