

BIBLE TRUTH 1, LESSON 2: PLANNER/OVERVIEW

GETTING STARTED: Welcome and Opening Songs *(introduce unit and get kids moving with these songs)*

Welcome to Praise Factory: PFI: Praise Factory Investigators Theme Song *PFI NIV Songs 1, Track 1*

Rules to Help Us Worship God and Love Others: WoGoLOA Classroom Rules Song *PFI NIV Songs 1, Track 2*

Big Question Under Investigation: Big Question 1 Songs *PFI NIV Songs 1, Tracks 3,4*

Big Question Bible Verse: Amos 4:13 Song *PFI NIV Songs 1, Track 5*

DIGGING DEEP DOWN: Key Concept and Story *(introduce the Bible Truth and tell the related story)*

Bible Truth 1: God Made Our Hearts to Know and Love Him

Bible Truth Hymn: Be Thou My Vision, vs.1,2 *PFI NIV Songs 1, Tracks 6,7*

Bible Verse: Psalm 42:1-2

Bible Verse Song: As the Deer: Psalm 42:1-2 *PFI NIV Songs 1, Track 8*

Lesson 2 Story of the Saints: The Case of the Prayerless Man

TAKING ACTION: Response Activities *(choose from among these activities)*

Snack and Discussion Planner: The Streetlayer's Street

ACTS Prayer: Prayer Sheet

Bible Truth Review: Discussion Questions and Game: Storks

Bible Truth Hymn: Be Thou My Vision, vs.1,2 *PFI NIV Songs 1, Tracks 6,7*

Song, Sign Language and Song Game: Sign It, Say It, What Does It Mean? **PFI NIV Songs 1 BOOK or ONLINE**

Bible Verse Review: Psalm 42:1-2 Discussion Sheet and Game: Scrambled Eggs

Bible Verse Song: As the Deer: Psalm 42:1-2 *PFI NIV Songs 1, Track 8*

Song, Sign Language and Song Game: Pass the Secret Sign **PFI NIV Songs 1 BOOK or ONLINE**

Story Review: Discussion Questions and Game: Four Corners

Case RePlay, Jr: Drama Activity for Youngest Children (children do same story actions together)

Case RePlay, Sr: Drama Activity for Most Children (children re-tell story with individual parts)

Craft: Three Pounds in Praying Hands

VIPP (Very Important Prayer Person) Prayer Time: Coloring Sheets (Back of Book) and Game: Picture Run

TAKING IT HOME: Take Home Sheet for Review and Family Devotions

PFI Pronto: Bible Truth 1, Lesson 2 **PFI NIV Prontos 1 BOOK or ONLINE**

The Case of the Prayerless ManAdapted from *Religious Stories for Young and Old*, vol. IV, compiled by Joel Beeke**Our story is called:****The Case of the Prayerless Man.****As you listen to the story, see if you can figure out:**

1. Who was the man who wouldn't pray and who wanted him to pray?
2. How did he change and why?

This story doesn't take place in Bible times. It takes place in the 1860's in London, England.

What a busy, crowded city was London! People rushed to and fro on foot and by horse-drawn carriages along the cobblestone streets. Clackety-clack! Clackety-clack! You could hear the carriage wheels over the streets day and night.

Our story is about two men: a pastor named Charles Spurgeon and a Streetlayer. What is a pastor? He's a man who preaches God's Word and cares for the people in his local church. But Mr. Spurgeon wasn't just any pastor. He was one of the greatest, most famous preachers of God's Word, not only in London, but all over the world! Did you know that even today, people still love to read and learn from his sermons!

But in Spurgeon's time, people didn't just read his sermons. They went to hear him preach in person. And that's what thousands of people would do every Sunday. They would jam into the Metropolitan Tabernacle—Spurgeon's church—and listen to him tell about Jesus from the Bible. Everyone wanted to hear him preach—even the Prince of England himself! Wow!

Well, ALMOST everyone wanted to hear Spurgeon preach. The other man in our story—the Streetlayer—certainly did not. Let me tell you about him. A streetlayer is someone who lays down the big, heavy cobblestones that made up the roads of London. Streetlaying was a hard, tiring job, but this Streetlayer was pretty cheerful about it. As he pulled up damaged stones and laid down the new ones on the streets of London, he would sing in a loud, happy voice. But this Streetlayer didn't always sing as he worked. If he smashed his hand between stones, his happy singing changed to a bad temper and bad words! People covered their ears as they listened to the awful words that came out of his mouth!

But far worse than the Streetlayer's bad words, was

what was going on in his heart! This Streetlayer may have been made to know and love God, but he did not want know Him...at all! Yet God, in His kindness, had even given this man a wife and three children who loved God. Each day, he could watch them and see how good it was to know and love God, but still he wanted nothing to do with God! What a very hard heart this Streetlayer had!

No, the Streetlayer didn't want to know or love God, but his family did! They prayed for him and urged him to join them in praying and worshiping God, too. But no matter what they did or said, the Streetlayer's answer was always the same: "No! I will not pray!"

And no, the Streetlayer did not care about God, but God cared about him. God wanted him to know and love Him and He planned to change this stubborn man's heart. And so He did, using a sickness, three pounds (a pound is the name of English money, like American dollars), and Mr. Spurgeon.

It all started when the Streetlayer sat down to eat lunch with his family one day. His wife and children gave thanks before eating, as usual. And also as usual, the Streetlayer refused to pray with them. His little girl did not like this and said, "Mommy, Daddy never prays with us; you must also teach Daddy a little prayer."

This made that Streetlayer very mad! He lost his temper and yelled at his sweet little daughter, "Say, you little rascal, don't worry about me and my prayers! I will not pray!" That silenced them all, but how sad he made his little girl by his harsh words!

The next day the Streetlayer went to work laying cobblestones. As usual, he sang cheerfully, until something bad happened, then, as usual, out came all those

Story-telling Tips

Ahead of time:

1. Read the Bible verses and story. Pray!
2. Create story cue cards on index cards (or highlight text).
3. Practice telling story dramatically, timing your presentation. Shorten, if necessary to fit your allotted time.
4. Decorate area with story props that help bring your story alive.

During your presentation:

1. Maintain as much eye contact as possible as you tell the story. Point to/use props at important points in the story. Include the kids in your story with a few questions about what they think will happen or words/concepts that might be new to them.
2. Watch the kids for signs that their attention span has been reached. Shorten, if necessary.

bad words again! But then something happened that was not usual at all. For in God's great plan, the Streetlayer was working on Mr. Spurgeon's street that day!

Mr. Spurgeon was working in his study when first he heard the Streetlayer's loud singing, and then all those bad words. "This is terrible! I can't work with that man yelling those bad words outside my house!" Spurgeon said to himself. "I must do something about this man, but what? If I tell him to stop saying bad words, he probably won't listen. Besides, what he really needs is to know the God who made him. What shall I do?"

Then an idea came to him. He got up from his desk and went out to the Streetlayer. "Good morning, sir. I am Mr. Spurgeon," he greeted the man cheerfully. "What wonderful work you are doing on my street! It will be so much easier to travel on now," he told the Streetlayer. "Everyone enjoys your cheerful singing as you work, but sir, when you get angry, your bad words are terrible to listen to! I suppose it shall be of no use to ask you to stop talking like this because you would not be willing or able to stop it. But, may I ask you something: Do you ever pray?"

"Oh, no, here come more questions about prayer!" thought the Streetlayer. "Pray? No, I will not pray!" the man replied to Spurgeon. "That would never work for me, because you cannot pray and say bad words at the same time," he said.

"Listen here," answered Mr. Spurgeon. "I shall give you three pounds in English money, if you will promise to NEVER pray in your whole life. I would offer you two pounds more if you will promise not to say bad words anymore, but I don't think you will do that. So, let's just leave it at this: these three pounds are yours to keep, if you promise to never pray! But, as soon as you pray, you must promise me that you will give me back the three pounds," Spurgeon said, as he held out three pounds to the man.

"What a strange request! Who would expect a pastor to ask someone to promise to never pray?!" the Streetlayer thought, but that didn't stop him from wanting all that money. "Yes, I give you my word. I will not pray!" he told Mr. Spurgeon. He put the money in his pocket and went back to work. Mr. Spurgeon went home, too, and waited for what would happen next.

The rest of the morning, Mr. Spurgeon already noticed the Streetlayer's bad words had stopped. How nice! At last he could get good work done! But what had Mr. Spurgeon really done? Had he really wanted this man to never pray? Didn't he remember that the Streetlayer had a heart made to know and love God? If he wouldn't pray, how could he ever seek after God and know Him? But let's see what happens. Perhaps there was more to this promise than first it appears.

The Streetlayer went home to join his family for lunch, but this time he didn't sing as usual. He was worrying about his promise to never pray. In his heart the Streetlayer knew there was a God and he should seek Him. Yet he had promised to never speak to this God for just three pounds and this bothered him!

As the Streetlayer joined his family at the table for lunch, he noticed that the chair of his little girl was empty. "Where is Mary?" he asked.

"She's in bed," his wife replied. "She had such a bad headache this morning that I had the doctor come. She's to rest with a wet cloth on her head," she replied.

The Streetlayer worried about his little girl. He thought about how he had treated her the day before and wished he hadn't lost his temper with her just because she wanted him to pray. He worried about her sickness. Would the doctor heal her? Would she die? Could God help her if they prayed? But then the Streetlayer's promise to Mr. Spurgeon came to mind: "I will never pray," he had promised.. So the Streetlayer did not pray.

The Streetlayer didn't tell his wife about his promise to Mr. Spurgeon or the money, but it bothered him. Would he really not ask God to help his sick, little girl... all for three pounds and a promise? Soon he was so upset he couldn't even eat. He went upstairs to see his little girl instead.

"How are you? Do you have a headache?" he asked. "I hope you get better quickly," he told her.

Hello, Daddy," she sweetly replied. How sick she looked! The Streetlayer worried even more for her.

That afternoon the Streetlayer went back to work, but he did little work. He thought of his sick, little daughter. But would he pray for her? No, he would not...He COULD not! "I will not pray!" he had promised, but it was getting hard to keep it now.

At the end of the day, the Streetlayer hurried home to check on his daughter again. She was sicker! Now she thrashed about from side to side in her little bed with a terribly high fever. The doctor feared she had meningitis and might die!

At dinner, the youngest boy prayed. "Lord, bless this food, and please make Mary better."

The Streetlayer wanted to pray with them, but he remembered his promise and forced himself to stop.

He went to see his daughter. "Oh, Lord," he began to pray; but, quickly he caught himself: "No! I must not pray!" He went to the barn, then to the house. He tried to read the newspaper. But all he could think about was not praying about Mary. "Ah ha! I've got it! I cannot pray," thought the Streetlayer, "but others can! I will get my wife to pray again for her. Perhaps this will help me feel better," he decided.

He went straight to his wife and said: "Wife, how is Mary now? You've been praying for her, haven't you?"

The Streetlayer's wife could not believe her ears. "When did you begin to care that I pray?" she asked him. Then the Streetlayer told her the whole story and together they decided what to do.

The next morning, the Streetlayer went to Mr. Spurgeon's house. "Mr. Spurgeon, here are your three pounds back," the Streetlayer said. "I cannot keep my promise," he confessed. "I must pray!" He told Mr. Spurgeon about his daughter and what the Lord had done in his own heart. Mr. Spurgeon went to see little Mary and pray for her, too.

What a lot Mr. Spurgeon, the Streetlayer and his family had to praise God for! Mary got well. And the Streetlayer turned away from his old life of wanting to disobey God and trusted in Jesus as his Savior. No longer was the Streetlayer a man who would not pray to God. Now he was a man who knew God and loved Him in his heart... and he stayed that way the rest of his life!

Cracking the Case:

It's time to answer our Case Questions.

1. Who was the man who wouldn't pray and who wanted him to pray? The Streetlayer wouldn't pray to God. His family, Mr. Spurgeon (and God!) wanted him to pray.

2. How did he change and why? The Streetlayer became a praying man. His family and Mr. Spurgeon prayed for him and encouraged him to pray. God worked in his heart, helping him to turn to Him and pray.

Something For You and Me

Our Bible Truth is:

God Made Our Hearts to Know and Love Him

Our Bible Verse is: Psalm 42:1-2 NIV 1984

"As the deer pants for streams of water, so my soul pants for you, O God. My soul thirsts for God, for the living God. When can I go and meet with God?"

Like the Streetlayer, we are made to know and love God. And like him, we can know God. How? By turning from our sins and trusting in Jesus as our Savior. If we do, God will forgive us and make us His own special people! He will fill us with the Holy Spirit so that we know Him, love Him and live for Him more and more! And one day, He will bring us to live with Him in heaven, forever happy! *Close in prayer.*

Closing ACTS Prayer

A God, we praise You for being our Creator who gave us a heart to know You.

C God, we confess that we are sinners, like the Streetlayer was. And, even though we know that You are the One, True God, too many times we still do not seek You as we should. We need Jesus to be our Savior!

T God, we thank you for showing us who you are, especially in Jesus. Thank You for showing Yourself to us so we can know You.

S God, we ask that You would work in our hearts that we might turn away from our sins and trust in Jesus as our Savior. Help us to know You and love You more and more.

Special Words

Cobblestones: Stones, about the size of bricks, used to make stone streets.

Streetlayer: A person who lays cobblestones to make a street.

Meningitis: A very bad sickness that would have been very hard for doctors to cure in Spurgeon's day.

ACTS PRAYER ACTIVITY

Use this sheet to write down your ACTS Prayer

Instructions:

Use this sheet to help the children apply the Bible Truth in prayer. You can use the ACTS provided or even better, have the kids think of their own applications. Also, have the children add their personal requests to the prayer, too. Lead the children in the prayer or let them pray sections, with your help. Never force a child to pray! Non-readers can participate by you whispering a section of the prayer into their ear and allowing them to pray it aloud for the group.

ADORATION:

God, we praise You for being a God we can know. We praise You for being our Maker who wants us to know and love You.

God, we praise You for being.....

Add your own Adorations:

CONFESSION:

God, we confess that we don't seek You as we should, even though You made us to know You. We're sinners! We need a Savior!

God, we have sinned against You....

Add your own Confessions:

THANKSGIVING:

Thank You, God for making us to know and love You. Thank You for helping us to know and love You--even when we don't seek You! Thank You for sending You Holy Spirit to work in our hearts and for sending Jesus to save us.

God, we thank You for...

Add your own Thanksgivings:

SUPPLICATION:

God, help us to know You better and help others to know You better, too. Help us to turn away from our sins and trust in Jesus as our Savior. Send Your Holy Spirit to work in our heart that we might know, love and obey You, more and more.

God, we need Your help...

Add your own Supplication:

SNEAKY SNACK

Can you figure out how this snack relates to the story?

Snack: The Streetlayer's Street

Graham Cracker streets with peanut butter (or Nutella or sugar-free chocolate pudding) "dirt" and raisin blocks laid on it.

Case Tie-in: God used Mr. Spurgeon to begin to work in the Streetlayer's heart as he worked on Mr. Spurgeon's street.

SOUL FOOD

Food for thought during snack time

1. What does the snack have to do with the story?

Choose a few questions from the other activity discussion sheets to talk about during this snack time.

2.

3.

4.

5.

6.

7.

Directions: Read and discuss Bible Truth, using a FEW of the questions. Play game. Feel free to modify the game to fit your children.

God Made Our Hearts to Know and Love Him

When God created people, He made them with a special heart so they could know and love Him. This isn't the heart that pumps blood through our body. This is something very different. We can't feel this heart inside of us in the same way as we feel the heart that beats in our chest. This heart is even more amazing! THIS heart will never die—it lives forever!

The Bible also calls this heart, a spirit or a soul. And it's in this very special heart that God reveals Himself to us. God's Holy Spirit works in our heart, helping us to believe in God, turn away from our sins and to trust in Jesus as our Savior. When we do, God will work in our heart even more, making it brand new, and filling it with knowledge of Him and with more love for Him and others.

Understanding the Bible Truth

1. What did God create people with so they can know and love Him? *A heart.*
2. Is this special heart the one that we feel beat in our chest? If not, then what is it? *No. This heart is something very different from the one that pumps blood. We can't feel it or see it. And it will never die.*
3. What are other names the Bible calls this special heart? *Soul or spirit.*
4. What does God do in this very special heart? *He reveals Himself to us.*
5. What does God, the Holy Spirit do in this heart? *He is the one that works in our hearts, helping us to believe in God, turn away from our sins and trust in Jesus as our Savior.*
6. What kind of work does God do in our heart when we do turn from our sins and trust in Jesus as our Savior? *He makes our heart brand new, filling it with more knowledge of Him and and more love for Him and for others.*

Story Connection Questions

1. How does the case story point to the **Bible Truth: God Made Our Hearts to Know and Love Him**? *The Streetlayer thought he wanted nothing to do with God, but God knew the truth. Even this man was made with a heart to know and love Him—even though he was choosing not to. In the end, the Holy Spirit stirred in the Streetlayer's heart and brought it alive with a desire to know God and cry out for His help. How kind God is to us, sinners!*

Bible Verse Connection Question

1. What does our Bible Truth have to do with our **Bible Verse: Psalm 42:1-2**: "As the deer pants for streams of water, so my soul pants for you, O God. My soul thirsts for God, for the living God. When can I go and meet with God?"

A thirsty deer searches for water to satisfy his thirst. He must have it if he is to live. That's how God made his body. In the same way, our heart (or soul) longs for God because He made us to need Him. We may try to satisfy ourselves with other things, but until we know God, we will still long for something more. That's how He made us.

ACTS Questions

1. What is something we can praise God for because of this Bible Truth?
Praise God for being a God we can know. Praise God for being our Maker who wants us to know and love Him.
2. What are sins we can confess to God because of this Bible Truth? *Confess that we don't seek God as we should, even though He made us to know Him. We deserve His punishment! We need Jesus to save us!*
3. What is something we can thank God for because of this Bible Truth?
Thank God for not just making us to know and love Him, but helping us to know Him and know love, even when we don't seek Him! Thank Him for sending His Holy Spirit to work in our hearts and for sending Jesus to save us.
4. What is something we can ask God for because of this Bible Truth?
Ask God to help us know Him better and help others to know Him, too. Ask Him to help us to turn away from our sins and trust in Jesus. Ask God to send His Holy Spirit to work in our hearts that we might know, love and obey God more and more.

Life Application Questions

1. What did God give you to know Him? *A heart.*
2. Who can help you seek and find God? *God's Holy Spirit.*
3. What can God's Holy Spirit do in your heart? *He can help you to believe in God, turn away from your sins, and trust in Jesus as your Savior. He can make your heart brand-new, helping you know Him and giving you love for Him.*

The Gospel

1. God made us to know and love Him. But what must happen if we ARE to know and love Him?
God is the good Creator and King of the world. He made people to worship Him and live by His good laws. But we are all sinners who have rebelled against Him. We all deserve death--God's just, eternal punishment for our sins. How terrible! But God has good news for us. In His great mercy, God sent His Son Jesus to earth to save sinners. Yes, Jesus, the perfect Son of God, left His home in heaven and became a man. He lived the perfect life that pleases God. (He's the only one who has ever done that!) He offered it up to God His Father as the perfect sacrifice for sins when He suffered and died on the cross. Then, on the third day, Jesus rose from the dead in victory. He had fully paid for the sins of God's people, so they wouldn't have to! Now all who turn away from their sins and trust in Jesus as their Savior will receive forgiveness of sins and eternal life with God. They will be His very own special people who will know Him and enjoy Him forever. We can be God's people, too, if we turn from our sins and trust in Jesus as our own Savior.

Game: Storks

Materials

Three large, but soft balls
Tape
Bible Truth Questions

Preparing the Game

1. Choose 20+ questions for your game from the Bible Truth Discussion Questions, or make up your own.
2. Write the Bible Truth questions on small thin strips of paper (or make a photocopy of the Bible Truth Discussion Questions and simply cut them into strips) and put them in the bag/bowl.

Playing the Game

Divide the children into two teams, each on opposite sides of the room, facing each other. One team is "The Hunters". The other team is "The Storks." The hunters have three balls and they are to stand about twenty feet away from the storks, who are lined up, similarly to ten bowling pins. Storks are to balance on one leg without leaning on anything. They can switch from leg to leg, but must not stand on both at the same time. Read a question to the hunters. If they get it right, then one of the hunters gets three chances (3 balls) to roll the ball at the storks FAIRLY GENTLY and try to get them to put their other foot down. The Hunters score as many points as storks who lost their balance and put their foot down. Sides get switched when all the Hunters have had a turn: or, when they have been stumped by a question.

Game continues as number of questions, time, and attention span allow.

Non-competitive Option

Set a target number of points for the whole group. Challenge the children to see how many turns it takes score the target number of points. Once the target has been reached, start the game over and see how many turns it takes to reach the target the second time.

Optional TAKING IT TO OTHERS Activity: Quiz Questions

Have the children choose a few of the questions from the game to ask the parents/other children during TAKING IT TO OTHERS time. Help pre-readers by whispering the question in their ear and letting them ask it aloud to the parents/other children. Make sure you read the Bible verse aloud before you ask your questions.

Directions:

1. Write words to song in large print before class.
2. Play the song for the children, helping them follow along on the song sheet.
3. Discuss the song, using a few questions from the discussion sheet. *Don't use them all!*
4. Introduce sign language for key words of your choice from sign language sheet for your song. Use as few or as many as you think the children can learn.
5. Sing and sign the song. Sign language as well as large format lyrics and sheet music are found in the PFI Unit Songbook or online.
6. If desired, play the Song Game.

Optional TAKING IT TO OTHERS Activity: Presenting and Singing the Song

1. Sing and sign the song, encouraging the watching children/parents to join in.
2. Ask the class some of the questions listed below. The Bible Truth Connection Question is particularly good to help them understand how the song ties in with the Bible Truth.

Be Thou My Vision

Verse 1

Be Thou my vision,
O Lord of my heart;
Naught be all else to me,
save that Thou art:
Thou my best thought,
by day or by night,
Waking or sleeping,
Thy presence my light.

Verse 2

Be Thou my Wisdom,
And Thou my true Word;
I ever with Thee
And Thou with me, Lord;
Thou my great Father,
I, Thy true son;
Thou in me dwelling,
And I with Thee one.

Listen to it on PFI NIV Songs 1, Tracks 6,7

Understanding the Song

1. What does "Thou" mean? *Old English word for "you," often used to show respect to God.*
2. What does it mean to want God to be your vision? *We think of vision as what you see or focus on with your eyes. This person is not talking about what he sees with his eyes. He's talking about what he thinks about in his heart. The vision of your heart is what you focus on –or think about– in your heart. If God is the vision of your heart, He is the one you think about most of all.*
3. What does it mean for God to be the Lord of your heart? *A Lord is like a king. A king rules over his kingdom. His people serve him and he tells them what he wants them to do and they try to do it. God is the Lord of His people's hearts. They serve Him. He tells them what He wants them to do and they try to do it.*
4. What does "naught" mean? *Another word for "nothing."*
5. What does "naught be all else to me, save that Thou art"? *There is nothing that means as much to him as God.*
6. What does it mean that God is his "best thought, by day or by night"? *God is the best thing of everything that he can think about, day or night—anytime.*
7. What does mean for God's presence to be your light? *Not that God is like a night light so that he will never have to be in the dark. It means that God is always with him. He is always guiding him in what he should do, just like a light shines in a dark room and lets you see where you should go.*
8. Was does it mean to ask God to be your "Wisdom"? *To not depend on your own understanding but on God's to know what is best. It also means asking God to show you what He thinks as wise, to help you believe it and do it.*
9. What does it mean to ask God to be your "true Word"? *It means to ask God to help you to believe in His Word., and help you desire to live by them in all you think, say and do.*
10. Who does the writer of the song what to always be with Him? *The Lord.*
11. Who is God a great Father to? *God is a great Father, not just to Jesus, but also to all of His people.*
12. Who is like a "true son" to God? *Not just Jesus, but all of God's people.*
13. How can we have God as our true Father? How can we be His true sons? *By turning from our sins and trusting in Jesus as our own Savior.*
14. Is true sons just talking about boys/men or does it include girls/women, too? *Yes. Sons means all people.*
15. How does God dwell in His people? *The Holy Spirit lives inside their hearts.*
16. What does it mean to be one with God? *It means to be in happy fellowship with Him in your heart; and, in agreement with what He wants.*

Bible Truth Connection Question

1. How does this song relate to our Bible Truth: **God Made Our Hearts to Know and Love Him?**

God reveals Himself by placing in all people a spirit (or special heart), by which we can know and love God. Those who seek after God and become His people (by turning from their sins and trusting in Jesus as their Savior) have the greatest joy of knowing and loving God in their hearts now. And, they will go on knowing and loving Him more and more for all eternity.

Story Connection

1. How does this song relate to today's story? *The Streetlayer's family and Mr. Spurgeon prayed that God would work in the Streetlayer's heart and change it so that he knew and loved God. God answered these prayers. The Streetlayer changed from someone who would not pray or have anything to do with God to someone who loved God and knew that He was his best thought, by day or by night. He delighted to know God.*

Bible Verse Connection Question

What does this hymn have to do with our Bible Verse: **Bible Verse: Psalm 42:1-2:** "As the deer pants for streams of water, so my soul pants for you, O God. My soul thirsts for God, for the living God. When can I go and meet with God?"

God's love means more to God's people than anything else. That's why their souls desire to know Him, just as a thirsty deer desires to drink water. They want to be with Him. Only He will satisfy them.

Life Application Questions

1. How can we be affected by the message of this song? *We can praise God for being so wonderful to know. We can ask Him to be the Lord of our heart--helping us to trust Him as our Savior. And, continuing to work in our hearts that we might know and love Him more and more.*

2. What is the first step God calls us and all people to take to know, love and obey God? *To turn away from our sins and trust in Jesus as our Savior.*

ACTS Questions

1. What is something we can praise God for from this hymn?

Praise God for being the Lord of the hearts of His people.

2. What are sins we can confess to God from this hymn?

That many times we do not want God to be the Lord of our heart. Many times we want to do things our way instead of His. We are sinners in need of a Savior!

3. What is something we can thank God for from this hymn?

We can thank God for always being with His people by day or by night. They know He can comfort them with thoughts of Him at anything. They are never alone.

4. What is something we can ask God for from this hymn?

That God would work in our hearts that we confess our sins, might turn from our sins and trust Jesus as our Savior. That God would be the Lord of our hearts and that He would help us to know and love Him, and be with us, by day or by night.

Gospel Question

1. Why do God's people call God their best thought by day or by night? Because of all He has done for them. What is this amazing good news of God's love? How can we know it ourselves? What is the gospel?

God is the good Creator and King of the world. He made people to worship Him and live by His good laws. But we are all sinners who have rebelled against Him. We all deserve death--God's just, eternal punishment for our sins. How terrible! But God has good news for us. In His great mercy, God sent His Son Jesus to earth to save sinners. Yes, Jesus, the perfect Son of God, left His home in heaven and became a man. He lived the perfect life that pleases God. (He's the only one who has ever done that!) He offered it up to God His Father as the perfect sacrifice for sins when He suffered and died on the cross. Then, on the third day, Jesus rose from the dead in victory. He had fully paid for the sins of God's people, so they wouldn't have to! Now all who turn away from their sins and trust in Jesus as their Savior will receive forgiveness of sins and eternal life with God. They will be His very own special people who will know Him and enjoy Him forever. We can be God's people, too, if we turn from our sins and trust in Jesus as our own Savior.

Song Game: Sign It, Say It, What Does It Mean?

Materials

Sign Language signs used in song, particularly choose words with important meanings you want the children to learn, such as “grace”, “redeem”, etc.

Bag or bowl

Preparing the Game

1. Cut out signs and put in bowl.

Playing the Game

1. Practice the song and signs until the children know them well. Then put all the signs we’ve learned in this bag/ bowl and mix them up.
2. Ask one of the children to choose a sign, but not show it to anyone...but you, if they need some help.
3. Ask the child to do the sign for the rest of the children and see if the other children can guess which one it is. Do the sign with the child, if desired.
4. When the children guess the sign, ask them the meaning of the word. If no one guesses the sign, put it back in the bowl to be picked again.
5. Choose another child to pick a new sign from the bag and continue.

NOTE: You might want to sing the song after you do each word or couple of words.

Game continues as number of questions, time, and attention span allow.

choose a FEW questions for discussion, then choose the game and/or music activity

Meditation Version: Psalm 42:1-2

"As the deer pants for streams of water, so my soul pants for you, O God. My soul thirsts for God, for the living God. When can I go and meet with God?"

Alternate Memory Version: Psalm 42:2

"My soul thirsts for God, for the living God."

Understanding the Bible Verse

1. What does a deer pant for? *Streams of water.*
2. Why does a deer pant for streams of water? *Because it needs more water to be refreshed and even to stay alive.*
3. What do our souls thirst for? *The living God.*
4. What does it mean for a soul to be thirsty? *It craves to know and love God more and more. It was made only to be satisfied by knowing and loving God.*
5. What is a soul? *A soul is the spirit that God placed inside each person. A soul never dies. A It is with our souls that we think and feel (emotionally); know and love people and can know and love God.*
6. What special way did God make every person's heart?
He made our hearts so that we would long to know and love Him.
7. When can WE go and meet with God? *We can meet with God anywhere, any time. He is always with us. But now is always the best time to meet with God. Do not wait! When in our hearts we truly seek after Him, He promises that He will reveal Himself to us.*

Bible Truth Connection Question

1. What does this verse have to do with the **Bible Truth: God Made Our Hearts to Know and Love Him?**
God's love means more to God's people than anything else. That 's why their souls desire to know Him, just as a thirsty deer desires to drink water. They want to be with Him. Only He will satisfy them.

Story Connection Questions

1. When did the Streetlayer begin to thirst for God? *After he had made a promise to not pray (talk to God); and especially after his little girl got sick.*

Life Application Questions

1. When can WE go and meet with God?
We can meet with God anywhere, any time. He is always with us. But now is always the best time to meet with God. Do not wait! When in our hearts we truly seek after Him, He promises that He will reveal Himself to us.
2. What does God call each of us to do to know Him? *To turn away from our sins and trust Jesus as our Savior.*

ACTS Questions

1. What is something we can praise God for from this Bible verse?
Praise God for being our Creator who made us to know Him.
2. What are sins we can confess to God from this Bible verse?
That many times our souls do NOT thirst or pant for knowing God, but for many other things.
3. What is something we can thank God for from this Bible verse?
We can thank God that He has given us a way to know Him, to meet with Him, through His Son, Jesus.
4. What is something we can ask God for from this Bible verse?
That God would make our hearts to pant and thirst for knowing Him...and that He would satisfy our hearts with knowing Him.

The Gospel

1. When and how can we meet with God? How can we know Him? What is the gospel?

God is the good Creator and King of the world. He made people to worship Him and live by His good laws. But we are all sinners who have rebelled against Him. We all deserve death--God's just, eternal punishment for our sins. How terrible! But God has good news for us. In His great mercy, God sent His Son Jesus to earth to save sinners. Yes, Jesus, the perfect Son of God, left His home in heaven and became a man. He lived the perfect life that pleases God. (He's the only one who has ever done that!) He offered it up to God His Father as the perfect sacrifice for sins when He suffered and died on the cross. Then, on the third day, Jesus rose from the dead in victory. He had fully paid for the sins of God's people, so they wouldn't have to! Now all who turn away from their sins and trust in Jesus as their Savior will receive forgiveness of sins and eternal life with God. They will be His very own special people who will know Him and enjoy Him forever. We can be God's people, too, if we turn from our sins and trust in Jesus as our own Savior.

Game: Scrambled Eggs

Materials

Bible Verse written up in large print so that all can see
Plastic Hollow Easter Eggs, 10 of one color for each team
Pen and paper
2 carpet squares or other base marker

Preparing the Game

1. Clearly print out the words to the verse on paper and cut it into 10+ sections. Number each section in sequence. Place each section in Easter eggs of the same color. Print out another copy of the verse, also numbered sequentially on another piece of paper. Repeat for each team.
2. Hide the eggs around the classroom. Place the two carpet squares down in opposite ends of the classroom.

Learning the Verse

Some or all of your children may be non- or early readers. Teach the verse in sections, having them say it after you. Repeat a few times. Add clapping or other movement as they say it.

Directions

1. If desired, lead the children in a discussion of a **FEW** of the most important questions before beginning game.
2. Explain the game to them as follows:
Have the children form two teams seated at their bases. Give each team a written out copy of the verse and place it on their base. Assign each team a particular color of Easter egg and tell them that pieces to the verse are hidden in eggs around the room. They are to find all their eggs, remove the verse section from the egg and put it in order. They can use the copy of the verse (and numbers on each section—especially helpful for pre- and early readers) to help them put it in order. The first team to find all the verse, put it in order and recite it as a group wins.

Game continues until all the eggs have been found or as time allows.

Non-competitive Option

Don't split the children into teams. Use any color Easter egg for the pieces of the verse. Hide them around the room. Have the children take turns finding an egg and bringing it back to the group. Have the child open the egg and read (or have you read) the word/s on the piece of paper. Stick them in place on the copy of the verse. If desired, have the children say the verse each time before each "hunt", reinforcing the verse.

Optional **TAKING IT TO OTHERS** Activity: Quiz Questions

Have the children choose a few of the questions from the game to ask the parents/other children during **TAKING IT TO OTHERS** time. Help pre-readers by whispering the question in their ear and letting them ask it aloud to the parents/other children. Make sure you read the Bible verse aloud before you ask your questions.

Directions:

1. Write words to song in large print before class.
2. Play the song for the children, helping them follow along on the song sheet.
3. Discuss the song, using a few questions from the discussion sheet. *Don't use them all!*
4. Introduce sign language for key words of your choice from sign language sheet for your song. Use as few or as many as you think the children can learn.
5. Sing and sign the song. Sign language as well as large format lyrics and sheet music are found in the PFI Unit Songbook or online.
6. If desired, play the Song Game.

Optional TAKING IT TO OTHERS Activity: Presenting and Singing the Song

1. Sing and sign the song, encouraging the watching children/parents to join in.
2. Ask the class some of the questions listed below. The Bible Truth Connection Question is particularly good to help them understand how the song ties in with the Bible Truth.

As the Deer: Psalm 42:1-2

As the deer pants for streams of water,
so my soul pants for you, O God.
As the deer pants for streams of water,
so my soul pants for you, O God.
My soul thirsts for God.
My soul thirsts for the living God.
When can I go and meet with God?
Psalm Forty-two, one and two.

Listen to it on PFI NIV Songs 1, Track 8

Song Game: Pass the Secret Sign

Materials

Sign Language signs used in song, particularly choose words with important meanings you want the children to learn, such as "grace", "redeem", etc.

Bag or bowl

Blindfold

Preparing the Game

1. Cut out signs and put in bowl.

Playing the Game

1. Practice the song and signs until the children know them well.
2. Have all the children stand in a tight circle, except one, "It," who will stand in the middle of the circle, blindfolded.
3. Have the children in the circle to put their hands behind their backs. Choose a sign from the bag and hand to a child in the circle, still keeping hands behind their backs, not looking at the sign.
4. When "It" says "Pass the Secret Sign", the children will begin to pass the sign around behind their backs.
5. When "It" says "Stop the Passing!" the child who has the sign freezes with the sign behind his back.
6. The child with the sign brings it around and looks at it. You can help the child practice the sign.
7. Then take the blindfold off of "It", watch the child with the card do the sign, then have "It" guess the name of the sign. (If desired, "It" can ask another child in the circle for help with their guess.)
8. The holder of the sign then becomes "It." Sing the song with all the signs, then repeat.

STORY REVIEW

Directions: Read and discuss Bible Truth, using a FEW of the questions. Play game. Feel free to modify the game to fit your children.

General Story Questions

1. What was Reverend Spurgeon like? *He was a godly man who was a pastor of a big church in London. He loved God and he wanted all people to come to know Jesus as their own Savior.*
2. What was the Streetlayer like? *He was a man who was a good worker, but cussed and got angry a lot. He didn't think he wanted to have anything to do with God.*
3. What did the Streetlayer NOT want to do? *The Streetlayer did not want to pray.*
4. What did the Streetlayer's family think about God? *They loved and obeyed God. They prayed to Him.*
5. **What did Reverend Spurgeon want everyone to know?** *The good news of salvation through Jesus.*
6. What did Reverend Spurgeon give the Streetlayer three pounds to do? *To not pray.*
7. Why did the Streetlayer think he could keep his promise to Rev. Spurgeon? *Because he didn't want to pray anyway. He didn't want to have anything to do with God.*
8. Why was the little girl sick? What did the doctor say?
He was afraid it might be a terrible sickness called meningitis.
9. What made the Streetlayer want to start praying? *He wanted his little girl to get well.*
10. Who did the Streetlayer ask to pray? *His wife.*
11. Why was his wife so shocked that he would want her to pray?
Because the Streetlayer never wanted them to pray before.
12. Why did the Streetlayer return the money to Rev. Spurgeon? *Because he prayed and broke his promise.*
13. What about the Streetlayer's heart made it so that he knew he needed to pray for his daughter? *God had put in his heart, like all other people, the knowledge that He exists and that the Streetlayer was made to love and know Him.*
14. Why do you think Spurgeon made this bet with the Streetlayer? What was he counting on?
He knew that the Streetlayer was made to know and love God. He was made to pray to God. Perhaps being told NOT to pray, would make him see how much he was made to seek after God.

Bible Truth Connection Questions

1. What does this story have to do with our **Bible Truth: God Made Our Hearts to Know and Love Him?** *The Streetlayer thought he wanted nothing to do with God, but God knew the truth. Even this man was made with a heart to know and love Him—even though he was choosing not to. In the end, the Holy Spirit stirred in the Streetlayer's heart and brought it alive with a desire to know God and cry out for His help. How kind God is to us, sinners!*

Life Application Questions

1. How are we like the Streetlayer? *We are sinners who need to turn away from our sins and trust Jesus as our Savior.*

Bible Verse Connection Question

1. What does the story have to do with our **Bible Verse: Psalm 42:1-2:** "As the deer pants for streams of water, so my soul pants for you, O God. My soul thirsts for God, for the living God. When can I go and meet with God?" *The Streetlayer seemed to be the last man with a heart thirsty to know God, but in the end, he, too, longed to pray to God, to meet with Him and cry out for His help..*

ACTS Questions

1. What is something we can praise God for being that we learned in our story? *Praise Him for being the kind and powerful God who worked in the Streetlayer's heart and helped him to cry out to Him and know Him as his own Savior.*
2. What is something we can confess as sin that we learned in our story? *Confess that like the Streetlayer, we sometimes do not want to talk to God or have anything to do with Him. We are sinners who need a Savior, just like he was. We all need to confess our sins to Him and ask His forgiveness! We need a Savior!*
3. What is something we can thank God for that we learned in our story? *We can thank God for sending Mr. Spurgeon to tell him about Jesus.*
4. What is something we can ask God for that we learned in our story?
We can ask God to work in our hearts, that we might want to know Him and love Him, just as He worked in the Streetlayer's heart. We can ask God to work in the hearts of others that we know who do not want to have anything to do with God. We can ask Him to change their hearts and draw them to Himself.

The Gospel

1. What message did the Streetlayer need to hear and believe?

The good news of Jesus.

2. What is the good news of Jesus?

God is the good Creator and King of the world. He made people to worship Him and live by His good laws. But we are all sinners who have rebelled against Him. We all deserve death--God's just, eternal punishment for our sins. How terrible! But God has good news for us. In His great mercy, God sent His Son Jesus to earth to save sinners. Yes, Jesus, the perfect Son of God, left His home in heaven and became a man. He lived the perfect life that pleases God. (He's the only one who has ever done that!) He offered it up to God His Father as the perfect sacrifice for sins when He suffered and died on the cross. Then, on the third day, Jesus rose from the dead in victory. He had fully paid for the sins of God's people, so they wouldn't have to! Now all who turn away from their sins and trust in Jesus as their Savior will receive forgiveness of sins and eternal life with God. They will be His very own special people who will know Him and enjoy Him forever. We can be God's people, too, if we turn from our sins and trust in Jesus as our own Savior.

Game: Four Corners

Materials

Red and Green Construction paper
 2 rulers
 4 Large pieces of paper and a Marker
 Masking Tape
 Four small pieces of paper
 Cup or bag
 Story Review Questions
 Optional: Team Pennies to differentiate each team

Preparing the Game

1. Make up story review questions that answer the questions: Why? What? How? What would you do? You will want to have 20+ questions. Many of the Story Review Discussion Questions can be modified to fit one of these four questions.
2. Make a stop sign and a green light out of the red and green construction paper and tape them each to the end of a ruler.
3. Make four signs out of the paper: Why? What? How? What would you do? Tape these signs in 4 different locations, such as corners of the room.
4. Write these 4 names also on four small pieces of paper of equal size and place in the cup/bag.

Playing the Game

Divide the children into two teams. At the leader's signal, all the children will run to one of the four signs and place their hand on it or near it. When leader yells "Freeze" then the children must stay at their station. The leader then pulls one of the pieces of paper out of the cup and asks the children at that particular station a Story Review question. If they get it right, then they gain as many points as children from that team who were at that station. Play then resumes again.

Game continues as number of questions, time, and attention span allow.

Non-competitive Option

Don't split into teams. Simply ask the children at the particular station the question and let them work together to answer it.

Optional TAKING IT TO OTHERS Activity: Quiz Questions

Have the children choose a few of the questions from the game to ask the parents/other children during TAKING IT TO OTHERS time. Help pre-readers by whispering the question in their ear and letting them ask it aloud to the parents/other children.

CASE REPLAY ACTIVITIES

Use this guide to review the Case Story and act it out for others to enjoy!

CASE REPLAY, JR: YOUNGEST CHILDREN

Description: The children will act out the story together, everyone doing the same action/sound effect at the same time. This activity is most suitable for kindergarteners.

Materials

The Case RePlay, Jr. script for younger children

Preparation

1. Read through the script and write in the blanks along the side possible actions/sound effects the children could do to act it out.

Instructions

1. Tell the children that they will be re-enacting the story together as you tell it.
2. As you read the script, lead the children in actions/sound effects to do with you.
3. If desired, you can read the script and stop at certain sentences and ask them what a good action/sound effect would be to act out what you just read.
4. Repeat the re-enactment one or two times more.

CASE REPLAY, SR: OLDER CHILDREN

Description: The children act out the story as a three-scene play. You will narrate it using the Case RePlay, Sr. script and they will act it out (no spoken words, for the most part), with each child assuming a different character's role. This activity is most suitable for first grade and up. You will review the story, then practice it a few times before performing it for others.

Materials

The Case RePlay, Sr. script
White board or other large format paper
Costumes and props

Preparation

1. Prepare for the play by choosing costumes and props for each character in the story. Decorate the area with any scenery props.
2. Write the words "Beginning," "Middle," "End" on a large piece of paper/whiteboard with plenty of space under each heading. You will use this paper to help the children think about the story as a three-scene play, as it is presented in the script.

Instructions

1. Tell the children that they will get to act out the story as a three-scene play, with a beginning, middle and end section. Tell them that before they can act it out, they need to think it out. as you narrate it with your script.
2. Take the children's answers as they recount the story, helping them put key incidents in the right order.
3. If desired, when they have filled in their Beginning, Middle, End, read through your whole (real) script, so they hear exactly what you will have them act out.
4. Then tell the children that it's time to practice acting out the story.
5. Assign parts to each child. If you are using costumes, do NOT give them out at this point. They will be a distraction.
6. Have all the children sit on the floor or in chairs on one side of the "stage," then call the characters up in place as their part in the story comes.
7. As you read the script, guide the children in where you want them to move or do to act it out.
8. After going through the whole script once, give out any costumes and props and act out the script once or twice more.

Optional TAKING IT TO OTHERS Activity: Re-enacting the Story

Read the script as the children act out together (younger) or assuming different roles (older) as the other children or the parents watch.

CASE REPLAY, JR--YOUNGER KIDS (KINDERGARTEN) P.2

Welcome to our play! The name of our story is called: The Case of the Prayerless Man.

Our story takes place in London, England in the 1860's.

And now we present: "The Case of the Prayerless Man.

Actions:

Scene 1:

The Streetlayer goes home to his family for lunch. When his little girl sees _____
her father not praying, she asks her mother to teach him a prayer. He _____
loses his temper with her. The next day, the Streetlayer works on Reverend _____
Spurgeon's street. Reverend Spurgeon hears the Streetlayer's singing and _____
his bad words and makes a plan that he hopes will lead the Streetlayer _____
to seek the Lord. He offers him three pounds to promise not to pray. The _____
Streetlayer agrees.

Scene 2:

The Streetlayer goes home to find out that his little girl has a terrible _____
headache and is very, very ill. He feels guilty about how he treated her the _____
day before. He begins to want to pray. He knows he cannot and keep his _____
promise. He goes back to work and his friends notice something is wrong. _____
He tells them about his daughter. Then returns home to find she is worse.

Scene 3

The Streetlayer becomes so worried about his daughter that he can't stop _____
thinking about her. He wants to pray, but can't. He asks his wife if she _____
is praying, then finally breaks down and tells her about what happened _____
with Mr. Spurgeon and the three pounds. In the morning the Streetlayer _____
returns the money to Mr. Spurgeon. The Streetlayer brings Mr. Spurgeon _____
to his house to pray for the little girl. The little girls gets well and the _____
Streetlayer becomes a Christian. Now the man who once was without a _____
prayer has become a man with a heart full of them.

Bible Truth Tie-In:

The Bible Truth we are learning is: **God Made Our Hearts to Know and _____
Love Him.** The Streetlayer cried out to God to help his daughter and _____
changed his stubborn heart into one that wanted to know and love Him.

CASE REPLAY, SR--OLDER KIDS (1ST GRADE AND UP) P.3

Welcome to our play! The name of our story is called: The Case of the Prayerless Man.

Our story takes place in London, England in the 1860's.

The characters in our story are: The Streetlayer and his family, other streetlayers, the doctor and Mr. Spurgeon.

And now we present: "The Case of the Prayerless Man.

Scene 1: (Beginning)

The Streetlayer goes home to his family for lunch. When his little girl sees her father not praying, she asks her mother to teach him a prayer. He loses his temper with her. The next day, the Streetlayer works on Reverend Spurgeon's street. Reverend Spurgeon hears the Streetlayer's singing and his bad words and makes a plan that he hopes will lead the Streetlayer to seek the Lord. He offers him three pounds to promise not to pray. The Streetlayer agrees.

Scene 2: (Middle)

The Streetlayer goes home to find out that his little girl has a terrible headache and is very, very ill. He feels guilty about how he treated her the day before. He begins to want to pray. He knows he cannot keep his promise. He goes back to work and his friends notice something is wrong. He tells them about his daughter. Then returns home to find she is worse.

Scene 3: (End)

The Streetlayer becomes so worried about his daughter that he can't stop thinking about her. He wants to pray, but can't. He asks his wife if she is praying, then finally breaks down and tells her about what happened with Mr. Spurgeon and the three pounds. In the morning the Streetlayer returns the money to Mr. Spurgeon. The Streetlayer brings Mr. Spurgeon to his house to pray for the little girl. The little girl gets well and the Streetlayer becomes a Christian. Now the man who once was without a prayer has become a man with a heart full of them.

Bible Truth Tie-In:

The Bible Truth we are learning is: **God Made Our Hearts to Know and Love Him.** The Streetlayer cried out to God to help his daughter and changed his stubborn heart into one that wanted to know and love Him.

Three Pounds in Praying Hands

Description

Children will make and decorate hands holding English coins and which fold into pray position.

Materials

Skin-toned Wonder-foam sheets, 8.5" x 11", 2 per child

10 pipe cleaners per child, preferably skin-toned.

1 yellow pipe cleaner per child

Hot glue gun

Pens, Pencils and Markers (thin-tipped, preferable)

Flat-backed craft jewels (optional)

Yellow Wonder-foam sheets OR 1 1/2" diameter round wooden pieces & gold paint/yellow markers;

OR use Template #2 or 3, cardstock and markers

Strong Glue (like Elmer's)

Preparing the Craft

1. Use Template #1 to cut out 2 pairs of hand shapes for each child.
2. Along back of one of the pairs, use the hot glue gun to glue down a skin-toned pipe cleaner from close to each tip of finger and down to palm. When you are finished, you will have five ends of pipe cleaners grouped together near the center of the palms and extending on down.
3. Glue both hand shapes together with pipe cleaners enclosed in the middle. You may want to glue more carefully around the edges for a more finished look.
4. Cut yellow pipe cleaners into lengths that can be wrapped around a finger and twisted into a ring.
5. Set out glue, craft jewels, pens, pencils and markers.
6. Cut three per child of Template #2 out of the yellow Wonder-foam rounds for each child to have three; OR set out the wooden pieces and gold paint/yellow markers; OR cut three per child of Template #2 or #3 (both sides and can glue together) out of the cardstock. (These will be the three pounds.)
7. Put the picture of hands on display within easy view of the children. (Picture #1)

Making the Craft

1. Show the sample of the craft you have made.
2. If using wooden pieces, have the children paint their "pounds" so that they will be dry by the time they finish decorating their hands. If using paper pounds, they can decorate their own pounds. Glue the 2 sides together after decorating.
3. Have the children decorate their hands. Show them hand details for the front and back of their hands, so they can add them to their hands. (Picture #2)
4. If desired they can add a ring by twisting the yellow pipe cleaner into a circle; or they can glue a jewel in place and make the ring shape out of pen or marker. They could also think about adding calluses, blisters, some dirt, etc. to make the hands look more like the Streetlayer's would have. On the other hand, they also could creatively decorate their hands with designs and patterns.
5. Finally, TEACHER should glue gun down the three coins into the palms of the hands.
6. The children can bend the hands out into a cupped hands shape to reveal the coins; then, together and up into praying hands.

Making a Bible Truth Connection

Once the children have settled into their craft, use the Bible Truth- Craft Connection Sheet to lead discussion about the craft. Note that most of these questions echo the questions on the case board, providing a review of what the children learned earlier.

Optional **TAKING IT TO OTHERS** Activity: Craft Presentation

If you are presenting the craft to other children or parents the children can hold up their crafts (or your model craft) and read their Bible Truth Connection answers to explain the importance of the craft.

CASE CRAFT**Discussion Guide****Instructions:**

As the children are settled into making their craft, ask them these questions to help them understand the craft's significance. Use the answers provided to guide the children's answers.

Discussion Questions

1. Where did our story take place?

In London, England.

2. What was the Streetlayer's family like?

They knew and loved God. They wanted their father/husband to know and love Him, too.

3. What was the Streetlayer happy to promise Mr. Spurgeon? Why?

He could have Mr. Spurgeon's three pounds if he would not pray. He didn't know or love God, so he was happy to make this promise--especially for so much money!

4. What is Bible Truth that we are learning?

God Made Our Hearts to Know and Love Him.

5. What does our craft have to do with our Bible Truth: God Made Our Hearts to Know and Love Him?

The Streetlayer knew in his heart that he was to know and love God; but he refused to seek Him. He gladly promised Mr. Spurgeon to not pray for three pounds. But when his daughter was deathly sick, the Streetlayer gave up the three pounds and cried out to God to heal her. Then, he turned to the Lord in faith. Things had turned out as Mr. Spurgeon hoped they would.

6. What can our craft help us remember?

Nothing will ever be more valuable than knowing and seeking after God.

TAKING IT TO OTHERS**Craft Presentation****Instructions:**

Have children hold up your model craft/their crafts. Choose five children (or you say) the five sections below to explain the craft's importance.

Presentation:

1. Our craft is: Three Pounds in Praying Hands.

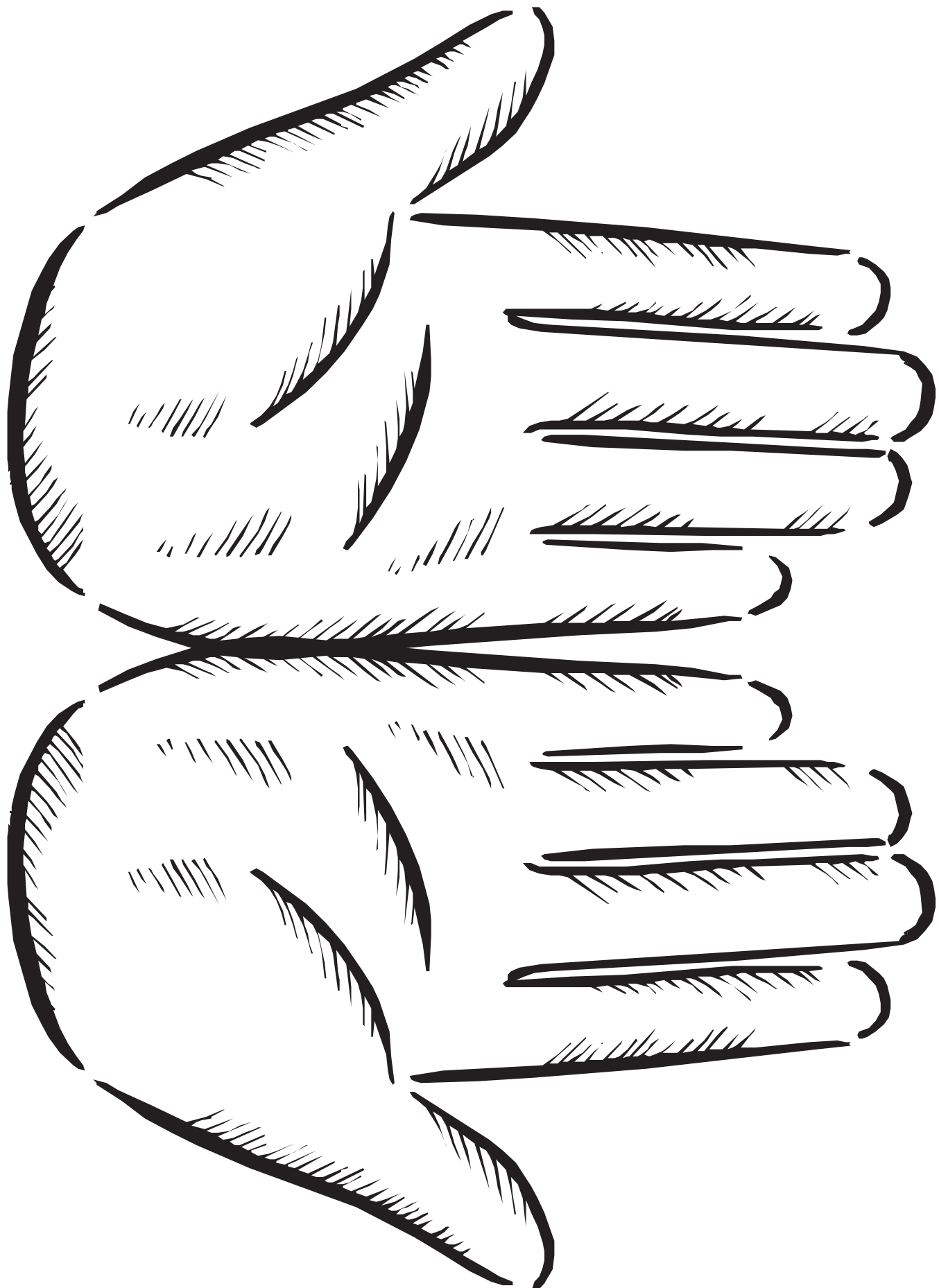
2. In London, England, there was a Streetlayer who didn't know or love God, even though his family did.


3. Our Bible Truth is: God Made Our Hearts to Know and Love Him.

4. The Streetlayer knew in his heart that he was to know and love God; but he refused to seek Him. He gladly promised Mr. Spurgeon to not pray for three pounds. But when his daughter was deathly sick, the Streetlayer gave up the three pounds and cried out to God to heal her. Then, he turned to the Lord in faith. Things had turned out as Mr. Spurgeon hoped they would.

5. Our craft can help us remember that nothing will ever be more valuable than knowing and seeking after God.

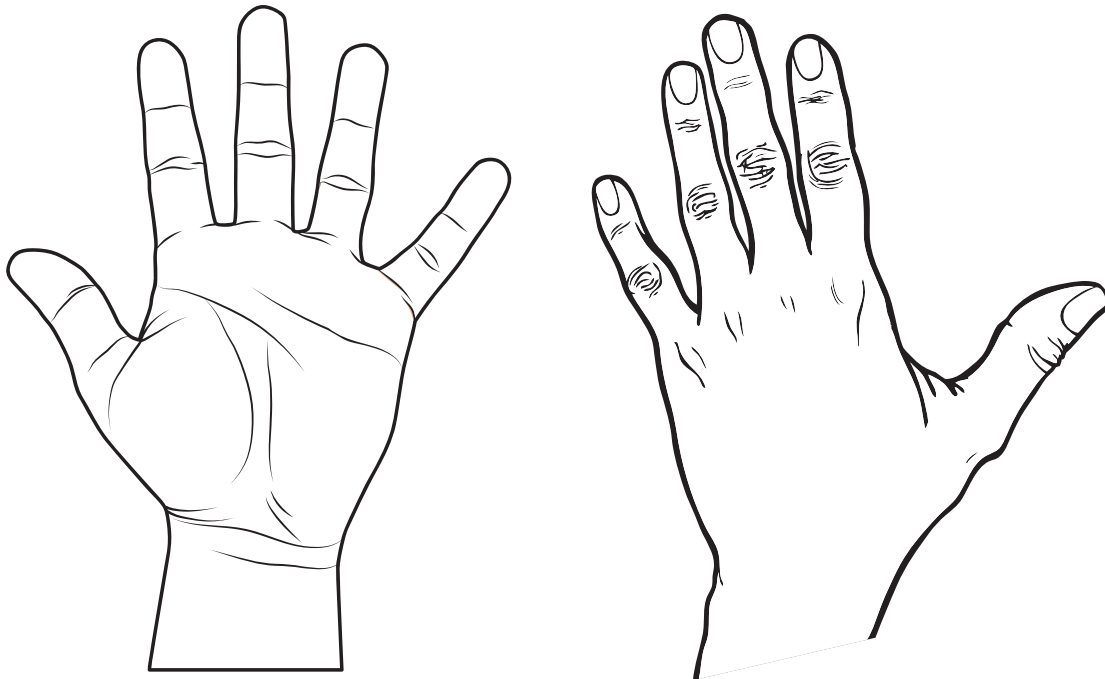
Note: Even non-readers can participate in presenting the craft, if you will whisper what they are to say in their ear and let them say it aloud for the others to hear.





Template #2 Coin Shapre

Picture #1 Hand Details





BEFORE CLASS:**1. PICK YOUR PERSON**

VIPPs can be anyone in your church! Typically, they fall into 6 categories: Church staff, Elders, Deacons/deaconesses, Special Volunteers (people who aren't paid, but spend a lot of time helping out in particular ways), Supported Workers (aka missionaries), and Church Members.

2. GATHER YOUR FACTS

Use the VIPP Information Sheet to write down the facts about your VIPP. The information on this worksheet is used in the VIPP activities, listed in the "Choose an Activity" section below.

DURING THE ACTIVITY:**1. INTRODUCE YOUR VIPP**

Introduce your VIPP to the children, using the VIPP Information Sheet. Fill in a set of VIPP Clue Cards with the information for your VIPP. If desired, you can even have the actual person come into class for the children to meet.

Need help describing what someone does for the church in a kid-friendly way? Check out the list of common VIPPs on the Praise Factory website in the PFI resources. There are lots of kid-friendly descriptions for common VIPP's, such as pastors, elders, deacons and a lot more.

2. PRAY!

Lead the children in praying for the VIPP. Ask the children if they would like to pray for one of the VIPPs prayer requests. Even non-readers can pray for the VIPP if you whisper the prayer request in their ear, then let them say it aloud. Never force a child to pray!

3. CHOOSE AN ACTIVITY

There are two activities you can use to help the children learn about the VIPP:

VIPP Clue Cards: These are nine coloring sheets in which children fill in the nine things they learn about the VIPP from the VIPP Information Sheet. Photocopy a set of each child. Use as few or as many of these Clue Cards as you desire. Clue Cards found at the back of this book.

VIPP Game: This is a game that uses a set of Clue Cards for one or two VIPPs.

Choose a VIPP and fill in his/her information on the VIPP Information Sheet. Fill in a set of VIPP Clue Cards with the information for your VIPP. Tell the children about the VIPP, having them fill in the VIPP Clue Cards with the key facts as they learn them. Write any words the children need to write on a white-board or other piece of paper so they can see how to spell them. Help younger children write these words on their clue cards. Ideas for how to tell the children about many common VIPPs are listed at praisefactory.org with the resources for this Bible Truth.

Optional TAKING IT TO OTHERS Activity: Introduce and Pray for the VIPP

If you are presenting the VIPP to other children or parents you can assign children to hold up the 10 clue cards and say what each card tells about the VIPP. (Or, you can have the children hold them up as you tell what each one means.) Then lead the children in praying for the VIPP.

Game: Picture Run

Materials

Information for two VIPPs

2 Sets of Clue Cards

Tape

Different color construction paper for each picture.

Preparing the Game

1. Fill in one set of clue sheets for each VIPP you are using.
2. Put all the Clue Cards in a bag, except for the ones with the names and pictures of the VIPPs.
3. Use tape to put up the pictures of each VIPP on a piece of construction paper. Tape each up in a different location/wall around the room.

Playing the Game

Reveal: Tell the children about the VIPPs, showing them your filled-in clue cards as you tell about them.

Review: Put the Clue Cards for the VIPPS put in a bag. Mix up. Have children stand together in middle of the room. Tell them that you will pull out a clue card, show it to them, and they are to run to the picture of the person who it belongs to. Give them the answer after everyone has run to their guessed person. Continue until all clues have been used up. (If you have a slick floor, you may want to avoid running. Make it fun by giving them a different way to go to each picture, such as skip or hop.)

VIPP INFORMATION SHEET

VIPP NAME:

WHAT VIPP LOOKS LIKE

Man or Woman? _____

Hair color? _____

Eye color? _____

FAVORITE ANIMAL

FAVORITE FOOD

FAVORITE FREE TIME ACTIVITY

WHAT VIPP DOES DURING WEEK

VIPP GROUP OF SERVICE:

Church Member

Deacon

Elder

Church Staff

Special Volunteer

Supported Worker
(Missionary)

3 WAYS VIPP SERVES CHURCH

3 WAYS TO PRAY FOR THE VIPP
