

## **BIBLE TRUTH 1, LESSON 1: PLANNER/OVERVIEW**

### **GETTING STARTED: Welcome and Opening Songs** (*introduce unit and get kids moving with these songs*)

**Welcome to Praise Factory:** PFI: Praise Factory Investigators Theme Song *PFI NIV Songs 1, Track 1*

**Rules to Help Us Worship God and Love Others:** WoGoLOA Classroom Rules Song *PFI NIV Songs 1, Track 2*

**Big Question Under Investigation:** Big Question 1 Songs *PFI NIV Songs 1, Tracks 3,4*

**Big Question Bible Verse:** Amos 4:13 Song *PFI NIV Songs 1, Track 5*

### **DIGGING DEEP DOWN: Key Concept and Story** (*introduce the Bible Truth and tell the related story*)

**Bible Truth 1:** God Made Our Hearts to Know and Love Him

**Bible Truth Hymn:** Be Thou My Vision, vs.1,2 *PFI NIV Songs 1, Tracks 6,7*

**Bible Verse:** Psalm 42:1-2

**Bible Verse Song:** As the Deer: Psalm 42:1-2 *PFI NIV Songs 1, Track 8*

**Lesson 1 New Testament Story:** The Case of the Stone and the Seekers  
Acts 17

### **TAKING ACTION: Response Activities** (*choose from among these activities*)

**Snack and Discussion Planner:** Greek Gods and the Altar to the Unknown God

**ACTS Prayer:** Prayer Sheet and ACTS Prayer Song

**Bible Truth Review:** Discussion Questions and Game: Beanbag Scramble

**Bible Truth Hymn:** Be Thou My Vision, vs.1,2 *PFI NIV Songs 1, Tracks 6,7*  
Song, Sign Language and Song Game: Word Take Away **PFI NIV Songs 1 BOOK or ONLINE**

**Bible Verse Review:** Psalm 42:1-2 Discussion Sheet and Game: Simon Says How

**Bible Verse Song:** As the Deer: Psalm 42:1-2 *PFI NIV Songs 1, Track 8*  
Song, Sign Language and Song Game: Blg Voice, Little Voice **PFI NIV Songs 1 BOOK or ONLINE**

**Story Review:** Discussion Questions and Game: Secret Agent

**Case RePlay, Jr: Drama Activity for Youngest Children** (children do same story actions together)

**Case RePlay, Sr: Drama Activity for Most Children** (children re-tell story with individual parts)

**Craft:** Altar to the Unknown God

**VIPP (Very Important Prayer Person) Prayer Time:** Coloring Sheets (back of book); Game: Mix and Match

### **TAKING IT HOME: Take Home Sheet for Review and Family Devotions**

**PFI Pronto:** Bible Truth 1, Lesson 1 **PFI NIV Prontos 1 BOOK or ONLINE**

**The Case of the Stone and the Seekers** Acts 17

by Connie Dever

**Our story is called:****The Case of the Stone and the Seekers.****As you listen to the story, see if you can figure out:**

1. Who first laid down this stone and who did they seek?
2. How did Paul use the stone? What did he tell the people of Athens about their hearts?

This story is a New Testament story. It takes place about 20 years after Jesus died on the cross and was raised from the dead.

What a place ancient Athens was to visit! Its white, stone temples and buildings were beautiful to look at. Its people were smart and loved to talk about interesting things... for hours! No wonder so many people travelled great distances to visit Athens!

The people of Athens loved to build beautiful buildings and talk about important things, but also they loved to worship, too. Did you know the people of Athens worshipped HUNDREDS of gods and goddesses?! They would carve beautiful, stone statues of them. Some statues were put in the big temple buildings. Other statues were put in little shrine buildings. And many more statues were put along the streets and in gardens. Everywhere you looked in Athens, there seemed to be a statue to another god!

When Paul went to Athens, he was shocked by these hundreds of gods. And, he wasn't just shocked. He was so, so sad! So many gods, yet none of them was the LORD, the one, true God. The LORD was the one who had made these people with a heart to know and love Him; yet, He was completely unknown to them. So many gods, but none could save! How the people of Athens needed to hear the good news of His Son, Jesus! But how?

The answer came to Paul as he looked down among all those statues and saw a very old, very simple stone. On it, someone had carved the words, "To an Unknown God."

There was an amazing, old story behind that simple, little stone. A man named Laertius wrote it down. Many years earlier, a terrible sickness had spread through Athens. Many people were dying. The leaders tried everything they could think of. The people brought

worship gifts and prayed to every god. But still the sickness continued. Things seemed hopeless.

They called for a wise man named Epimenides to come help them. Epimenides listened to their problem and came up with a very surprising idea. "You worship many gods...hundreds of gods...but there must be another. An Unknown God who has power to heal this illness. We must seek Him and ask Him to help you," he told them.

"Meet me tomorrow morning at Mars Hill-- that grassy hill where you have put the statues of your many gods," Epimenides said. "Bring a flock of sheep of all different colors. Make sure they are healthy and very hungry. Bring stonemasons with their carving tools. Bring lots of stones and mortar (like cement), too," Epimenides ordered. "We will cry out to this Unknown God and offer Him worship gifts. Perhaps He will hear us and help us, even though we do not know His name," he told them.

"We will do what you ask," the leaders agreed, then sent off servants to make the necessary preparations.

The next morning, the leaders of Athens met Epimenides on Mars Hill with everything he had asked for. Many of the people of Athens came, too. Everyone watched and hoped.

"Very good," Epimenides said, as he looked at the hungry sheep. "Don't let them eat until I say so," he told the shepherds. "They must stay hungry!" This was not an easy job! The sheep kept trying to nibble the juicy grass of Mars Hill.

"Quiet!" Epimenides said, "I'm going to pray to the Unknown God and ask for His help." Everyone listened as Epimenides prayed: "Great Unknown God! Please hear our prayers and help us! These sheep are our

**Story-telling Tips**

Ahead of time:

1. Read the Bible verses and story. Pray!
2. Create story cue cards on index cards (or highlight text).
3. Practice telling story dramatically, timing your presentation. Shorten, if necessary to fit your allotted time.
4. Decorate area with story props that help bring your story alive.

During your presentation:

1. Maintain as much eye contact as possible as you tell the story. Point to/use props at important points in the story. Include the kids in your story with a few questions about what they think will happen or words/concepts that might be new to them.
2. Watch the kids for signs that their attention span has been reached. Shorten, if necessary.

offering to You. Show us that You hear us and accept our worship gifts by causing these hungry sheep to lie offering to You. Show us that You hear us and accept our worship gifts by causing these hungry sheep to lie down on the grass instead of eating it. Please help us, though we do not know Your name. Please stop the plague," Epimenides begged.

When Epimenides finished praying, he turned to the shepherds and said, "Release the sheep! Watch them carefully! Notice which ones eat and which ones lie down. We will offer the ones who lie down as worship gifts to the Unknown God," he told them.

"This is crazy!" many thought. "These sheep are straining to eat the grass! It would truly be an act of God for sheep as hungry as these to not eat!"

But sure enough, sheep all over the hillside lay down instead of eating! "It's a sign from the Unknown God! These are the sheep to offer to Him as worship gifts!" everyone shouted in excitement.

"Come, stonemasons!" Epimenides ordered. "Bring your stones and tools. Make an altar where each sheep is lying down. On the side of each altar, carve these words: 'To an Unknown God,'" Epimenides told them.

Soon the air was filled with the loud banging of chisels and hammers of the stonemasons. When they finished, the sheep were placed on the altars as worship gifts. Then everyone prayed and waited.

Within a week, the plague had stopped completely! The people of Athens were overjoyed! The Unknown God had heard their prayers and helped them. They offered Him more worship gifts on the stone altars. They prayed to Him, saying, "Thank You for stopping the plague."

This was the story of the great sickness that was stopped and the great, mysterious One who rescued the people of Athens, as Laertius wrote it down. And now, six hundred years later, Paul would use that old story and one of the simple, little stone altars left on that hill to tell the people of Athens the good news of Jesus.

Paul stood up and said, "I can tell by your hundreds of gods that you are seeking to find God. But the true God you are looking for is the one you call 'The Unknown God.' I want to tell you about Him," he told them. The

people listened eagerly. Could it be, after all these years, would they finally hear more about the Unknown God?

"The God you worship as the Unknown God is the Creator of heaven and earth," Paul told them. He made everything that you see and enjoy. He is why we live. He created people to know Him, that they would seek him and find Him," Paul told them. "He sent His Son Jesus to die on the cross for the sins of all who put their trust in Him as their Savior. He rose from the dead in victory over sin and death. Turn away from your sin and seek after this true God! Be saved from your sins!" he urged. "Be ready, for one day He will come back on the clouds of heaven. Yes, the Lord Jesus, Himself, who rose from the dead, shall come to judge all the world," he said.

"Ha!" laughed many. "A god who died on a cross and rose from the dead! How silly!" they said and left. They wanted to worship gods, but not one like this! They liked their fake gods who let them do what they wanted to do—like have wild parties to honor them. They wanted nothing to do with this Unknown God, even if He was the one, true God, as Paul claimed.

But others, like Damaris and Dionysius, listened to Paul and stayed. As Paul told them more about Jesus, the Holy Spirit worked in their hearts, helping them believe. They turned from their fake gods and began to follow the Lord Jesus. At last these thirsty hearts were fully satisfied with knowing the one, true God!

### Cracking the Case:

**It's time to answer our Case Questions.**

**1. Who first laid down this stone and who did they seek?** The people of Athens sought an Unknown God. They wanted Him to stop the plague. They laid down this stone (and many others) as altars on which to sacrifice sheep as worship offerings to this Unknown God.

**2. How did Paul use the stone? What did he tell the people of Athens about their hearts?** Paul used the stone many years later to tell the people of Athens about the Lord, the one, true God, they had long ago worshiped as the Unknown God. He told them that the Lord made their hearts to worship and know Him.

**Something For You and Me****Our Bible Truth is:****God Made Our Hearts to Know and Love Him****Our Bible Verse is: Psalm 42:1-2**

"As the deer pants for streams of water, so my soul pants for you, O God. My soul thirsts for God, for the living God. When can I go and meet with God?"

Our Bible Truth tells us that God gave us a heart to know and love Him. That include you and me! Who will we be like today? Will we be like the people of Athens who laughed when they heard the good news of Jesus? Or will we be like Damaris and Dionysius, with hearts thirsty for God? They wanted to know more about Jesus. They turned from their sins, trusted in Jesus as their Savior and were saved!

*Close in prayer.*

**Closing ACTS Prayer**

**A** God, we praise You for being our Creator who gave us a heart to know You.

**C** God, we confess that we are sinners, like the Athenians were. And, even though we know that You are the One, True God, too many times we still do not seek You as we should. We need Jesus to be our Savior!

**T** God, we thank you for showing us who you are, especially in Jesus. Thank You for showing Yourself to us so we can know You.

**S** God, we ask that You would work in our hearts that we might turn away from our sins and trust in Jesus as our Savior. Help us to know You and love You more and more.

**Special Words**

**Stonemason:** A person who cuts, carves and builds with stone.

**Chisel:** A hand tool with a blade for shaping wood, stone, or metal.

**A Note on the Source of This Story**

Don Richardson, author of *Eternity in Their Hearts*, cites this incident in Greek ancient history. Diogenes Laertius is the Greek historian who records the plague and Epimenides' solution in his book, *Lives of the Philosophers* 1.110. Paul's quote in Titus 1:13, "All Cretans are liars..." is actually a quote from Epimenides, himself. Even though this story may be new to us, the Greeks would have been familiar with Epimenides as a philosopher, and the incident with him and the altar to the Unknown God.

# **ACTS PRAYER ACTIVITY**

Use this sheet to write down your ACTS Prayer

## **Instructions:**

Use this sheet to help the children apply the Bible Truth in prayer. You can use the ACTS provided or even better, have the kids think of their own applications. Also, have the children add their personal requests to the prayer, too. Lead the children in the prayer or let them pray sections, with your help. Never force a child to pray! Non-readers can participate by you whispering a section of the prayer into their ear and allowing them to pray it aloud for the group.

## **ADORATION:**

God, we praise You for being a God we can know. We praise You for being our Maker who wants us to know and love You.

God, we praise You for being.....

---

Add your own Adorations:

---

---

---

## **CONFESSION:**

God, we confess that we don't seek You as we should, even though You made us to know You. We're sinners! We need a Savior!

God, we have sinned against You....

---

---

Add your own Confessions:

---

---

## **THANKSGIVING:**

Thank You, God for making us to know and love You. Thank You for helping us to know and love You--even when we don't seek You! Thank You for sending You Holy Spirit to work in our hearts and for sending Jesus to save us.

God, we thank You for...

---

Add your own Thanksgivings:

---

---

---

## **SUPPLICATION:**

God, help us to know You better and help others to know You better, too. Help us to turn away from our sins and trust in Jesus as our Savior. Send Your Holy Spirit to work in our heart that we might know, love and obey You, more and more.

God, we need Your help...

---

Add your own Supplication:

---

---

---

## **SNEAKY SNACK**

Can you figure out how this snack ties in with our case?

---

### **Snack: Greek Gods and the Altar to the Unknown God**

Stick four Teddy graham "greek gods" upright in donut hole halves and have one extra donut hole with nothing on it.

This is only a suggestion. Feel free to modify. Be mindful of allergy issues among your children!

**Case Tie-in:** The people of Athens worshipped many gods, but Paul used the Altar to the Unknown God to tell them about the Lord, the one, true God.

---

## **SOUL FOOD**

Food for thought during snack time

---

1. What does the snack have to do with the story?

Choose a few questions from the other activity discussion sheets to talk about during this snack time.

2.

---

---

3.

---

---

4.

---

---

5.

---

---

6.

---

---

7.

---

---

Directions: Read and discuss Bible Truth, using a FEW of the questions. Play game. Feel free to modify the game to fit your children.

### **God Made Our Hearts to Know and Love Him**

When God created people, He made them with a special heart so they could know and love Him. This isn't the heart that pumps blood through our body. This is something very different. We can't feel this heart inside of us in the same way as we feel the heart that beats in our chest. This heart is even more amazing! THIS heart will never die--it lives forever!

The Bible also calls this heart, a spirit or a soul. And it's in this very special heart that God reveals Himself to us. God's Holy Spirit works in our heart, helping us to believe in God, turn away from our sins and to trust in Jesus as our Savior. When we do, God will work in our heart even more, making it brand new, and filling it with knowledge of Him and with more love for Him and others.

### **Understanding the Bible Truth**

1. What did God create people with so they can know and love Him? *A heart.*
2. Is this special heart the one that we feel beat in our chest? If not, then what is it? *No. This heart is something very different from the one that pumps blood. We can't feel it or see it. And it will never die.*
3. What are other names the Bible calls this special heart? *Soul or spirit.*
4. What does God do in this very special heart? *He reveals Himself to us.*
5. What does God, the Holy Spirit do in this heart? *He is the one that works in our hearts, helping us to believe in God, turn away from our sins and trust in Jesus as our Savior.*
6. What kind of work does God do in our heart when we do turn from our sins and trust in Jesus as our Savior? He makes our heart brand new, filling it with more knowledge of Him and more love for Him and for others.

### **Story Connection Questions**

1. How does the case story point to the **Bible Truth: God Made Our Hearts to Know and Love Him**? *Paul used the Altar to the Unknown God to tell the people of Athens about the one, true God who made them to know and love Him. He told them about Jesus, God's Son, who came to save us from our sins. As Paul preached, God worked in the hearts of some of the listeners, showing them that He was the one, true God and helping them to turn from their sins and trust in Jesus as their Savior.*

### **Bible Verse Connection Question**

1. What does our Bible Truth have to do with our **Bible Verse: Psalm 42:1-2**: "As the deer pants for streams of water, so my soul pants for you, O God. My soul thirsts for God, for the living God. When can I go and meet with God?"

*A thirsty deer searches for water to satisfy his thirst. He must have it if he is to live. That's how God made his body. In the same way, our heart (or soul) longs for God because He made us to need Him. We may try to satisfy ourselves with other things, but until we know God, we will still long for something more. That's how He made us.*

### **ACTS Questions**

1. What is something we can praise God for because of this Bible Truth?  
*Praise God for being a God we can know. Praise God for being our Maker who wants us to know and love Him.*
2. What are sins we can confess to God because of this Bible Truth? *Confess that we don't seek God as we should, even though He made us to know Him. We deserve His punishment! We need Jesus to save us!*
3. What is something we can thank God for because of this Bible Truth?  
*Thank God for not just making us to know and love Him, but helping us to know Him and know love, even when we don't seek Him! Thank Him for sending His Holy Spirit to work in our hearts and for sending Jesus to save us.*
4. What is something we can ask God for because of this Bible Truth?  
*Ask God to help us know Him better and help others to know Him, too. Ask Him to help us to turn away from our sins and trust in Jesus. Ask God to send His Holy Spirit to work in our hearts that we might know, love and obey God more and more.*

**The Gospel**

1. God made us to know and love Him. But what must happen if we ARE to know and love Him?

*God is the good Creator and King of the world. He made people to worship Him and live by His good laws. But we are all sinners who have rebelled against Him. We all deserve death--God's just, eternal punishment for our sins. How terrible! But God has good news for us. In His great mercy, God sent His Son Jesus to earth to save sinners. Yes, Jesus, the perfect Son of God, left His home in heaven and became a man. He lived the perfect life that pleases God. (He's the only one who has ever done that!) He offered it up to God His Father as the perfect sacrifice for sins when He suffered and died on the cross. Then, on the third day, Jesus rose from the dead in victory. He had fully paid for the sins of God's people, so they wouldn't have to! Now all who turn away from their sins and trust in Jesus as their Savior will receive forgiveness of sins and eternal life with God. They will be His very own special people who will know Him and enjoy Him forever. We can be God's people, too, if we turn from our sins and trust in Jesus as our own Savior.*



## Game: Beanbag Scramble

### Materials

Small bowl or bag  
1 Bean Bag per child  
CD and CD player  
Bible Truth Questions

### Preparing the Game

1. Choose 20+ questions for your game from the Bible Truth Discussion Questions, or make up your own.
2. Write the Bible Truth questions on small thin strips of paper (or make a photocopy of the Bible Truth Discussion Questions and simply cut them into strips) and put them in the bag/bowl.

### Playing the Game

Have the children form partners, then form a big, double circle. Give each child a bean bag. Have them balance them on their heads. Tell the children that you will start the music and tell the children to move however you command them to move, such as march, walk, skip, tip toes, big knee bends, pat head, fly like a bird, etc. (BUT NOT RUN!!!) and try not to let their bean bag fall off their heads. When/if the bean bag falls off, a team is to sit down. When the music stops, all of the seated children are asked a question. If they get the right answer, then everyone is released to the march again. If not, then they must wait until the next time a question is asked and answered correctly.

Game continues as number of questions, time, and attention span allow.

NOTE: Have the children who are "out" help make up actions for the other children to do, put them in charge of the music, etc. along with you. This will keep them happily occupied as they continue.

### Non-competitive Option

Let all the children whose beanbag fell join back into the march, even if the class misses the question. Add the missed question back into the bag for further review.

### Optional TAKING IT TO OTHERS Activity: Quiz Questions

Have the children choose a few of the questions from the game to ask the parents/other children during TAKING IT TO OTHERS time. Help pre-readers by whispering the question in their ear and letting them ask it aloud to the parents/other children. Make sure you read the Bible verse aloud before you ask your questions.

Directions:

1. Write words to song in large print before class.
2. Play the song for the children, helping them follow along on the song sheet.
3. Discuss the song, using a few questions from the discussion sheet. *Don't use them all!*
4. Introduce sign language for key words of your choice from sign language sheet for your song. Use as few or as many as you think the children can learn.
5. Sing and sign the song. Sign language as well as large format lyrics and sheet music are found in the PFI Unit Songbook or online.
6. If desired, play the Song Game.

**Optional TAKING IT TO OTHERS Activity: Presenting and Singing the Song**

1. Sing and sign the song, encouraging the watching children/parents to join in.
2. Ask the class some of the questions listed below. The Bible Truth Connection Question is particularly good to help them understand how the song ties in with the Bible Truth.

### Be Thou My Vision

#### Verse 1

Be Thou my vision,  
O Lord of my heart;  
Naught be all else to me,  
save that Thou art:  
Thou my best thought,  
by day or by night,  
Waking or sleeping,  
Thy presence my light.

#### Verse 2

Be Thou my Wisdom,  
And Thou my true Word;  
I ever with Thee  
And Thou with me, Lord;  
Thou my great Father,  
I, Thy true son;  
Thou in me dwelling,  
And I with Thee one.

Listen to it on PFI ESV Songs 1, Tracks 6,7

### Understanding the Song

1. What does "Thou" mean? *Old English word for "you," often used to show respect to God.*
2. What does it mean to want God to be your vision? *We think of vision as what you see or focus on with your eyes. This person is not talking about what he sees with his eyes. He's talking about what he thinks about in his heart. The vision of your heart is what you focus on –or think about– in your heart. If God is the vision of your heart, He is the one you think about most of all.*
3. What does it mean for God to be the Lord of your heart? *A Lord is like a king. A king rules over his kingdom. His people serve him and he tells them what he wants them to do and they try to do it. God is the Lord of His people's hearts. They serve Him. He tells them what He wants them to do and they try to do it.*
4. What does "naught" mean? *Another word for "nothing."*
5. What does "naught be all else to me, save that Thou art"? *There is nothing that means as much to him as God.*
6. What does it mean that God is his "best thought, by day or by night"? *God is the best thing of everything that he can think about, day or night—anytime.*
7. What does mean for God's presence to be your light? *Not that God is like a night light so that he will never have to be in the dark. It means that God is always with him. He is always guiding him in what he should do, just like a light shines in a dark room and lets you see where you should go.*
8. Was does it mean to ask God to be your "Wisdom"? *To not depend on your own understanding but on God's to know what is best. It also means asking God to show you what He thinks as wise, to help you believe it and do it.*
9. What does it mean to ask God to be your "true Word"? *It means to ask God to help you to believe in His Word., and help you desire to live by them in all you think, say and do.*
10. Who does the writer of the song what to always be with Him? *The Lord.*
11. Who is God a great Father to? *God is a great Father, not just to Jesus, but also to all of His people.*
12. Who is like a "true son" to God? *Not just Jesus, but all of God's people.*
13. How can we have God as our true Father? How can we be His true sons? *By turning from our sins and trusting in Jesus as our own Savior.*
14. Is true sons just talking about boys/men or does it include girls/women, too? *Yes. Sons means all people.*
15. How does God dwell in His people? *The Holy Spirit lives inside their hearts.*
16. What does it mean to be one with God? *It means to be in happy fellowship with Him in your heart; and, in agreement with what He wants.*

**Bible Truth Connection Question**

1. How does this song relate to our Bible Truth: **God Made Our Hearts to Know and Love Him?**

*God reveals Himself by placing in all people a spirit (or special heart), by which we can know and love God. Those who seek after God and become His people (by turning from their sins and trusting in Jesus as their Savior) have the greatest joy of knowing and loving God in their hearts now. And, they will go on knowing and loving Him more and more for all eternity.*

**Story Connection**

1. How does this song relate to today's story? *The Athenians worshipped many gods, but Paul pointed them to the Lord. He made their hearts. He alone could save them and come live inside their hearts, if they repented of their sins and believed in Him. They would see that He was the one, true God. He would be their best thought day or night.*

**Bible Verse Connection Question**

1. What does this hymn have to do with our Bible Verse: **Bible Verse: Psalm 42:1-2:** "As the deer pants for streams of water, so my soul pants for you, O God. My soul thirsts for God, for the living God. When can I go and meet with God?"

*God's love means more to God's people than anything else. That's why their souls desire to know Him, just as a thirsty deer desires to drink water. They want to be with Him. Only He will satisfy them.*

**Life Application Questions**

1. How can we be affected by the message of this song? *We can praise God for being so wonderful to know. We can ask Him to be the Lord of our heart--helping us to trust Him as our Savior. And, continuing to work in our hearts that we might know and love Him more and more.*

2. What is the first step God calls us and all people to take to know, love and obey God? *To turn away from our sins and trust in Jesus as our Savior.*

**ACTS Questions**

1. What is something we can praise God for from this hymn?

*Praise God for being the Lord of the hearts of His people.*

2. What are sins we can confess to God from this hymn?

*That many times we do not want God to be the Lord of our heart. Many times we want to do things our way instead of His. We are sinners in need of a Savior!*

3. What is something we can thank God for from this hymn?

*We can thank God for always being with His people by day or by night. They know He can comfort them with thoughts of Him at anything. They are never alone.*

4. What is something we can ask God for from this hymn?

*That God would work in our hearts that we confess our sins, might turn from our sins and trust Jesus as our Savior.*

*That God would be the Lord of our hearts and that He would help us to know and love Him, and be with us, by day or by night.*

**Gospel Question**

1. Why do God's people call God their best thought by day or by night? Because of all He has done for them. What is this amazing good news of God's love? How can we know it ourselves? What is the gospel?

*God is the good Creator and King of the world. He made people to worship Him and live by His good laws. But we are all sinners who have rebelled against Him. We all deserve death--God's just, eternal punishment for our sins. How terrible! But God has good news for us. In His great mercy, God sent His Son Jesus to earth to save sinners. Yes, Jesus, the perfect Son of God, left His home in heaven and became a man. He lived the perfect life that pleases God. (He's the only one who has ever done that!) He offered it up to God His Father as the perfect sacrifice for sins when He suffered and died on the cross. Then, on the third day, Jesus rose from the dead in victory. He had fully paid for the sins of God's people, so they wouldn't have to! Now all who turn away from their sins and trust in Jesus as their Savior will receive forgiveness of sins and eternal life with God. They will be His very own special people who will know Him and enjoy Him forever. We can be God's people, too, if we turn from our sins and trust in Jesus as our own Savior.*

## **Song Game: Word Take Away**

### **Materials**

Sign Language Signs and Song

White board and marker

Eraser

### **Preparing the Game**

1. Write the words to the song on a white board.

### **Playing the Game**

1. After children have learned the song and signs well, then tell the children that you are going to leave out words from the song (that you've learned signs for) and just do the sign in its place.

2. Have the children help you choose a word to take out. Erase the word from the board. Review the sign the for erased word.

3. Sing the song, trying to remember to NOT sing the word and do only the sign.

4. Continue to take out words until all of the words (with signs) have been taken out.

Game continues as number of questions, time, and attention span allow.

choose a FEW questions for discussion, then choose the game and/or music activity

**Meditation Version: Psalm 42:1-2**

"As the deer pants for streams of water, so my soul pants for you, O God. My soul thirsts for God, for the living God. When can I go and meet with God?"

**Alternate Memory Version: Psalm 42:2**

"My soul thirsts for God, for the living God."

**Understanding the Bible Verse**

1. What does a deer pant for? *Streams of water.*
2. Why does a deer pant for streams of water? *Because it needs more water to be refreshed and even to stay alive.*
3. What do our souls thirst for? *The living God.*
4. What does it mean for a soul to be thirsty? *It craves to know and love God more and more. It was made only to be satisfied by knowing and loving God.*
5. What is a soul? *A soul is the spirit that God placed inside each person. A soul never dies. A It is with our souls that we think and feel (emotionally); know and love people and can know and love God.*
6. What special way did God make every person's heart?  
*He made our hearts so that we would long to know and love Him.*
7. When can WE go and meet with God? *We can meet with God anywhere, any time. He is always with us. But now is always the best time to meet with God. Do not wait! When in our hearts we truly seek after Him, He promises that He will reveal Himself to us.*

**Bible Truth Connection Question**

1. What does this verse have to do with the **Bible Truth: God Made Our Hearts to Know and Love Him?**  
*God's love means more to God's people than anything else. That 's why their souls desire to know Him, just as a thirsty deer desires to drink water. They want to be with Him. Only He will satisfy them.*

**Story Connection Questions**

1. What does the verse have to do with our story? *Paul used the story of the Altar to the Unknown God to show the Athenians that though they worshiped hundreds of gods, their hearts were thirsty to know the one, true God and His Son, Jesus. He created them and made they to know and love Him. They would only be satisfied when they turned away from their sins and worshiped Him.*

**Life Application Questions**

1. When can WE go and meet with God?  
*We can meet with God anywhere, any time. He is always with us. But now is always the best time to meet with God. Do not wait! When in our hearts we truly seek after Him, He promises that He will reveal Himself to us.*
2. What does God call each of us to do to know Him? *To turn away from our sins and trust Jesus as our Savior.*

**ACTS Questions**

1. What is something we can praise God for from this Bible verse?  
*Praise God for being our Creator who made us to know Him.*
2. What are sins we can confess to God from this Bible verse?  
*That many times our souls do NOT thirst or pant for knowing God, but for many other things.*
3. What is something we can thank God for from this Bible verse?  
*We can thank God that He has given us a way to know Him, to meet with Him, through His Son, Jesus.*
4. What is something we can ask God for from this Bible verse?  
*That God would make our hearts to pant and thirst for knowing Him...and that He would satisfy our hearts with knowing Him.*

**The Gospel**

1. When and how can we meet with God? How can we know Him? What is the gospel?

*God is the good Creator and King of the world. He made people to worship Him and live by His good laws. But we are all sinners who have rebelled against Him. We all deserve death--God's just, eternal punishment for our sins. How terrible! But God has good news for us. In His great mercy, God sent His Son Jesus to earth to save sinners. Yes, Jesus, the perfect Son of God, left His home in heaven and became a man. He lived the perfect life that pleases God. (He's the only one who has ever done that!) He offered it up to God His Father as the perfect sacrifice for sins when He suffered and died on the cross. Then, on the third day, Jesus rose from the dead in victory. He had fully paid for the sins of God's people, so they wouldn't have to! Now all who turn away from their sins and trust in Jesus as their Savior will receive forgiveness of sins and eternal life with God. They will be His very own special people who will know Him and enjoy Him forever. We can be God's people, too, if we turn from our sins and trust in Jesus as our own Savior.*

## Game: Simon Says How

### Materials

Bible verse written up in large print so that all can see  
A die  
Die Number and Action Chart (see below)

### Preparing the Game

Make a sign as follows:

- 1 = Head
- 2 = Feet
- 3 = Hands
- 4 = Head and Feet
- 5 = Feet and Hands
- 6 = Whole Body

### Learning the Verse

Some or all of your children may be non- or early readers. Teach the verse in sections, having them say it after you. Repeat a few times. Add clapping or other movement as they say it.

### Directions

1. If desired, lead the children in a discussion of a **FEW** of the most important questions before beginning game.
2. Explain the game to them as follows:  
Have the children spread out facing the leader. Tell the children that they are going to play "Simon Says How", a game in which everyone will take turns making up different actions that they will try to do while trying to say the verse. Explain that "Simon" will roll the die and make up actions that use the parts of the body that correspond to the number on the chart. Everyone else will then recite the verse while doing the actions "Simon" made up. Simon will then choose another person to be Simon in his place.

Game continues until all children get to be Simon, or as time and attention span allow.

### Optional **TAKING IT TO OTHERS** Activity: Quiz Questions

Have the children choose a few of the questions from the game to ask the parents/other children during **TAKING IT TO OTHERS** time. Help pre-readers by whispering the question in their ear and letting them ask it aloud to the parents/other children. Make sure you read the Bible verse aloud before you ask your questions.

**Directions:**

1. Write words to the song in large print on a white board or some large paper before class.
2. Play the song for the children, helping them follow along on the song sheet.
3. Discuss the song, using a few questions from the discussion sheet. *Don't use them all!*
4. Introduce sign language for key words of your choice from the sign language sheet for your song. Use as few or as many as you think the children can learn.
5. Sing and sign the song. Sign language as well as large format lyrics and sheet music are found in the PFI Unit Songbook or online.
6. If desired, play the Song Game.

**Optional TAKING IT TO OTHERS Activity: Presenting and Singing the Song**

1. Sing and sign the song, encouraging the watching children/parents to join in.
2. Ask the class some of the questions listed below. The Bible Truth Connection Question is particularly good to help them understand how the verse ties in with the Bible Truth.

**As the Deer: Psalm 42:1-2**

As the deer pants for streams of water,  
 so my soul pants for you, O God.  
 As the deer pants for streams of water,  
 so my soul pants for you, O God.  
 My soul thirsts for God.  
 My soul thirsts for the living God.  
 When can I go and meet with God?  
 Psalm Forty-two, one and two.

Listen to it on PFI NIV Songs 1, Track 8

**Song Game: Big Voice, Little Voice****Materials**

Song  
 Sign language signs used in the song printed out onto little cards  
 Blindfold

**Preparing the Game**

None.

**Playing the Game**

1. Practice the song and signs until the children know them well. Then tell them: "Children, we are going to hide a sign language sign and see if one of you can find it... with a little help from the rest of us!"
2. Choose someone to be "It" and blindfold them. Choose another child to hide one of the sign language cards. When it's hidden, "It" can remove the blindfold and begin to look.
3. The rest of the children will sing the song in a louder voice when "It" gets closer to the hidden sign and quieter when "It" gets further from the sign.
4. When "It" finds the hidden clue, another "It" is chosen and play begins again.

Game continues as number of questions, time, and attention span allow.



Directions: Read and discuss Bible Truth, using a FEW of the questions. Play game. Feel free to modify the game to fit your children.

### General Story Questions

1. What sad thing was happening in Athens? *Lots of people were dying from a terrible sickness.*
2. What did the leaders first do to try to stop the plague? *They gave worship gifts to their hundreds of gods, but the plague continued.*
3. Who did the leaders decide to send for? *They sent for Epimenides, a man from Crete to help them.*
4. What did Epimenides have the leaders do? *He had them bring hungry sheep out to a grassy field on Mars Hill and had men stand by ready to sacrifice on stone altars whichever sheep did not eat the grass, in answer to his prayer.*
5. What did Epimenides pray? *That the Unknown God would accept the sheep as a worship gift, have mercy on them and stop the plague. He asked that the sheep to be sacrificed would lie down without eating the grass, even though they were very hungry as a sign.*
6. What happened after Epimenides prayed? *Many sheep lay down instead of eating the grass. These were sacrificed to the Unknown God.*
7. What did the stonemasons chisel on the stone altars? *To the Unknown God.*
8. When did the plague stop? *Within a week of sacrificing the sheep, the plague had completely stopped.*
9. Did the people keep remembering the Unknown God after the plague stopped? *They did for a while, but in the end they forgot Him.*
10. How did Paul use the Altar to the Unknown God to tell the Athenians about Jesus? *He told them that the god they worship as the Unknown God was the one, true God, who created all things and gave them hearts to know and love Him. He sent Jesus, His Son, to show them what He is like and to save all who turn from their sins and trust in Him as Savior.*
11. What did Paul tell the Athenians that God wanted them to do? *To turn away from their sins and seek Him.*

### Bible Truth Connection Questions

1. What does this story have to do with our **Bible Truth: God Made Our Hearts to Know and Love Him**? *Paul used the Altar to the Unknown God to tell the people of Athens about the one, true God who made them to know and love Him. He told them about Jesus, God's Son, who came to save us from our sins. As Paul preached, God worked in the hearts of some of the listeners, showing them that He was the one, true God and helping them to turn from their sins and trust in Jesus as their Savior.*

### Life Application Questions

1. What did God give you to know Him? *A heart.*
2. Who can help you seek and find God? *God's Holy Spirit.*
3. What can God's Holy Spirit do in your heart? *He can help you to believe in God, turn away from your sins, and trust in Jesus as your Savior. He can make your heart brand-new, helping you know Him and giving you love for Him.*

### Bible Verse Connection Question

1. What does the story have to do with our **Bible Verse: Psalm 42:1-2** "As the deer pants for streams of water, so my soul pants for you, O God. My soul thirsts for God, for the living God. When can I go and meet with God?" *Paul used the story of the Altar to the Unknown God to show the Athenians that though they worshiped hundreds of gods, their hearts were thirsty to know the one, true God and His Son, Jesus. He created them and made them to know and love Him. They would only be satisfied when they turned away from their sins and worshiped Him.*

### ACTS Questions

1. What's something we can praise God for from this story? *Praise Him for being the merciful God who stopped the plague, even though the Athenians did not even know Him name or worship Him.*
2. What's something we can confess from this story? *Confess that we are sinners, just like the Athenians. And, that even though we even know who the One, True God is, that we still do not seek Him as we know we should.*
3. What's something we can thank God for from this story? *We can thank God for showing us who He is, especially in Jesus. We can thank Him for letting us know that He is the One, True God; and know how to be saved through Jesus.*
4. What is something we can ask God for, from this story? *We can ask God to send out more people, like Paul, to tell others in the world about Jesus who do not yet know who He is. We can ask Him to work in our heart, helping us to turn away from our sins and trust in Jesus as our Savior. We can ask Him to help us all know and love Him more.*

**The Gospel**

1. What message did Paul preach to the Athenians? What is the gospel?

*God is the good Creator and King of the world. He made people to worship Him and live by His good laws. But we are all sinners who have rebelled against Him. We all deserve death--God's just, eternal punishment for our sins. How terrible! But God has good news for us. In His great mercy, God sent His Son Jesus to earth to save sinners. Yes, Jesus, the perfect Son of God, left His home in heaven and became a man. He lived the perfect life that pleases God. (He's the only one who has ever done that!) He offered it up to God His Father as the perfect sacrifice for sins when He suffered and died on the cross. Then, on the third day, Jesus rose from the dead in victory. He had fully paid for the sins of God's people, so they wouldn't have to! Now all who turn away from their sins and trust in Jesus as their Savior will receive forgiveness of sins and eternal life with God. They will be His very own special people who will know Him and enjoy Him forever. We can be God's people, too, if we turn from our sins and trust in Jesus as our own Savior.*

2. How long would the Athenians wait before someone brought them that message? 600 years!!

3. Why was it so important that Paul tell the Athenians about the unknown God, even though they worshiped so many other gods? *Because even though the Athenians worshiped many gods, none of them were the Lord, the one true God. They, like all of us, had rebelled against His good laws and deserved His forever punishment. The sacrifices they made to their gods were no good. They needed to turn from their sins and trust in Jesus as the Savior who came to make the one sacrifice that could satisfy God's just punishment. Paul wanted them to turn and trust in Jesus so that they could be forgiven and be saved to live as God's people, knowing Him and loving Him forever.*

## Game: Secret Agent

### Materials

Various detective looking items (a hat, dark glasses, tie, suit, watch, etc)

Paper and Marker

Tape

Story Review Questions

### Preparing the Game

1. Choose 20+ questions for your game from the Story Review Discussion Questions, or make up your own.
2. Write out the questions on small, thin strips of paper. (Or photocopy the review questions and cut them apart). Tape (or pin) each of these in secret places on the detective outfit, such as on the bottom of your shoe, underneath your watch band, inside the hat, on the side of the glasses, etc.

### Playing the Game

Divide the children into two teams. Teams will take turn having one of their members guess where a location of a Story Review question on your detective outfit. A team gets a point for finding a question and a point for answering the question correctly. Have the children be specific in their guesses, such as: "on top of your hat" or "inside your hat", or "under your left shoe , etc. That makes for more of a challenge.. If a team is unable to answer the question correctly, the other team can try to answer it for a point.

Game continues until the children find all the questions, or as number of questions, time, and attention span allow.

### Non-competitive Option

Don't split into teams. Tell the children how many questions you have hidden on your outfit and challenge them to work together to find them all and answer the questions. Keep track of how many questions they've found with tally marks on a piece of paper.

### Optional TAKING IT TO OTHERS Activity: Quiz Questions

Have the children choose a few of the questions from the game to ask the parents/other children during TAKING IT TO OTHERS time. Help pre-readers by whispering the question in their ear and letting them ask it aloud to the parents/other children.

**CASE REPLAY ACTIVITIES**

Use this guide to review the Case Story and act it out for others to enjoy!

**CASE REPLAY, JR: YOUNGEST CHILDREN**

**Description:** The children will act out the story together, everyone doing the same action/sound effect at the same time. This activity is most suitable for kindergarteners.

**Materials**

The Case RePlay, Jr. script for younger children

**Preparation**

1. Read through the script and write in the blanks along the side possible actions/sound effects the children could do to act it out.

**Instructions**

1. Tell the children that they will be re-enacting the story together as you tell it.
2. As you read the script, lead the children in actions/sound effects to do with you.
3. If desired, you can read the script and stop at certain sentences and ask them what a good action/sound effect would be to act out what you just read.
4. Repeat the re-enactment one or two times more.

**CASE REPLAY, SR: OLDER CHILDREN**

**Description:** The children act out the story as a three-scene play. You will narrate it using the Case RePlay, Sr. script and they will act it out (no spoken words, for the most part), with each child assuming a different character's role. This activity is most suitable for first grade and up. You will review the story, then practice it a few times before performing it for others.

**Materials**

The Case RePlay, Sr. script

White board or other large format paper

Costumes and props

**Preparation**

1. Prepare for the play by choosing costumes and props for each character in the story. Decorate the area with any scenery props.
2. Write the words "Beginning," "Middle," "End" on a large piece of paper/whiteboard with plenty of space under each heading. You will use this paper to help the children think about the story as a three-scene play, as it is presented in the script.

**Instructions**

1. Tell the children that they will get to act out the story as a three-scene play, with a beginning, middle and end section. Tell them that before they can act it out, they need to think it out. as you narrate it with your script.
2. Take the children's answers as they recount the story, helping them put key incidents in the right order.
3. If desired, when they have filled in their Beginning, Middle, End, read through your whole (real) script, so they hear exactly what you will have them act out.
4. Then tell the children that it's time to practice acting out the story.
5. Assign parts to each child. If you are using costumes, do NOT give them out at this point. They will be a distraction.
6. Have all the children sit on the floor or in chairs on one side of the "stage," then call the characters up in place as their part in the story comes.
7. As you read the script, guide the children in where you want them to move or do to act it out.
8. After going through the whole script once, give out any costumes and props and act out the script once or twice more.

**Optional TAKING IT TO OTHERS Activity: Re-enacting the Story**

Read the script as the children act out together (younger) or assuming different roles (older) as the other children or the parents watch.

**CASE REPLAY, JR--YOUNGER KIDS (KINDERGARTEN) P.2**

Welcome to our play! The name of our story is called: The Case of the Stone and the Seekers.

Our story takes place in Athens, Greece during two times. It starts out before New Testament times, then finished during New Testament times, after Jesus ROSE from the dead and went back to heaven. It is during the time when the first believers began to spread the good news of Jesus to people everywhere and the Church began to grow.

And now we present: "The Case of the Stone and the Seekers."

**Actions:**

**Scene 1:**

Paul comes to Athens to tell the good news of Jesus. He is shocked at the hundreds of gods the people of Athens worship. He is so sad that the people of Athens do not know the one, true God. He sees the stone to the Unknown God. There is an amazing story behind the stone. There was a terrible sickness in Athens. Many people got sick. Many people died. The people of Athens worshiped hundreds of gods. They prayed to they all for help, but no help came. At last they asked a man named Epimenides to help them.

**Scene 2:**

Epimenides tells the leaders that he thinks there must an unknown God who could heal the sickness. They must ask Him for help. Epimenides orders the Athenian leaders to meet him on Mars Hill with a flock of hungry sheep stonemasons, stones and mortar for making altars the next morning. Epimenides prays to the Unknown God up on Mars Hill. He asks Him to accept as a worship gift any of the hungry sheep that lay down instead of eat the juicy grass. He asks that this be a sign that He has heard them and will help them. To their amazement, many sheep lay down in the grass and do not eat. The people are overjoyed! stonemasons make altars for each sheep with the inscription: "To an Unknown God" carved on it. The sheep are then sacrificed as worship gifts on them. Within a week the plague has ended. This was the story Laertius wrote down about the sickness and the One who stopped it. The stones stood for years to remind all of it.

**Scene 3**

Many years pass. The stone altar to the Unknown God still stands on the hill where it had been laid so long ago. Now Paul gathers the people of Athens and tells them the name of the Unknown God. He is Lord, the one, true God, and His Son, Jesus Christ, who suffered on the cross for God's people and rose from the dead in victory. Paul urges the people to put their trust in Him. Many people listen. Some laugh and go back to worshipping their fake gods. But the Lord is at work in the hearts of others, like Dionysius and Damaris They become Christians. At last these people of Athens get to know the one, true God who gave them hearts to know and love Him.

**Bible Truth Tie-In:**

The Bible Truth we are learning is: **God Made Our Hearts to Know and Love Him.** The Lord used Paul and the Altar to the Unknown God to show Himself to the hearts of the people of Athens. Some came to know Him that very day. He will show Himself to our hearts, too, if we will ask Him; and, when we will turn away from our sins and trust in Jesus as our Savior.

## **CASE REPLAY, SR--OLDER KIDS (1ST GRADE AND UP) P.3**

Welcome to our play! The name of our story is called: The Case of the Stone and the Seekers.

Our story takes place in Athens, Greece during two times. It starts out before New Testament times, then finished during New Testament times, after Jesus rose from the dead and went back to heaven. It is during the time when the first believers began to spread the good news of Jesus to people everywhere and the church began to grow.

The characters in our story are: Nicias, Epimenides, the leaders of Athens, sick and dying people, sheep, stonemasons, Shepherds, Paul, Dionysius, Damaris, and other people of Athens.

And now we present: "The Case of the Stone and the Seekers."

### **Scene 1: (Beginning)**

Paul comes to Athens to tell the good news of Jesus. He is shocked at the hundreds of gods the people of Athens worship. He is so sad that the people of Athens do not know the one, true God. He sees the stone to the Unknown God. There is an amazing story behind the stone. There was a terrible sickness in Athens. Many people got sick. Many people died. The people of Athens worshiped hundreds of gods. They prayed to them all for help, but no help came. At last they asked a man named Epimenides to help them.

### **Scene 2: (Middle)**

Epimenides tells the leaders that he thinks there must be an unknown God who could heal the sickness. They must ask Him for help. Epimenides orders the Athenian leaders to meet him on Mars Hill with a flock of hungry sheep, stonemasons, stones and mortar for making altars the next morning. Epimenides prays to the Unknown God up on Mars Hill. He asks Him to accept as a worship gift any of the hungry sheep that lay down instead of eat the juicy grass. He asks that this be a sign that He has heard them and will help them. To their amazement, many sheep lay down in the grass and do not eat. The people are overjoyed! Stonemasons make altars for each sheep with the inscription: "To an Unknown God" carved on it. The sheep are then sacrificed as worship gifts on them. Within a week the plague has ended. This was the story Laertius wrote down about the sickness and the One who stopped it. The stones stood for years to remind all of it.

### **Scene 3: (End)**

Many years pass. The stone altar to the Unknown God still stands on the hill where it had been laid so long ago. Now Paul gathers the people of Athens and tells them the name of the Unknown God. He is Lord, the one, true God, and His Son, Jesus Christ, who suffered on the cross for God's people and rose from the dead in victory. Paul urges the people to put their trust in Him. Many people listen. Some laugh and go back to worshiping their fake gods. But the Lord is at work in the hearts of others, like Dionysius and Damaris. They become Christians. At last these people of Athens get to know the one, true God who gave them hearts to know and love Him.

### **Bible Truth Tie-In:**

The Bible Truth we are learning is: **God Made Our Hearts to Know and Love Him.** The Lord used Paul and the Altar to the Unknown God to show Himself to the hearts of the people of Athens. Some came to know Him that very day. He will show Himself to our hearts, too, if we will ask Him; and, when we will turn away from our sins and trust in Jesus as our Savior.

## Altar to the Unknown God

### Description

Children will make a small clay altar with the Greek words "To an Unknown God" etched on it; and, a stand-up sheep decorated with pom-poms.

### Materials

Gray or brown clay, enough to make a 3.5" x 3" slab for each child (can also use salt dough instead of clay, recipe on following page)

1 Toothpick per child

Display of Greek words "To an Unknown God" **αγνωστω θεω**

Black/gray markers

Jiggly eyes, if desired

Sheep outline copied onto card stock for each child (next page)

¼" white &/or black pom-poms

Glue sticks

### Preparing the Craft

1. Separate the clay/salt dough into a clump large enough for each child to be able to make a 3.5" x 3" thin slab.
2. Clearly write the Greek words on a large sheet of paper or on a white board in the classroom.
3. Make a copy of the sheep outline for each child and cut out along sides.
4. Set out cotton balls/white pom-poms, jiggly eyes enough for each child's sheep.
5. Set out glue sticks or small bowls of glue for the children to easily share.
6. Set out a toothpick, gray/black markers for each child.

### Making the Craft

1. Show the sample of the craft you have made.
2. Have children shape their clay/salt dough into a 3.5" x 3" slab.
3. Ask them what the Greeks wrote on the altars when they sacrificed their sheep.
4. Show them the Greek words and explain/have them guess what the words say: "To an Unknown God."
5. Have them etch some or all of the words on their slab using the toothpick, along the bottom of the slab, leaving room for the sheep along the top of the altar. (You may need to do this for the youngest children; or choose to have them not put the words on at all.)
6. Have them make sheep by gluing pom-poms, jiggly eyes, etc. to the sheep outline and filling in other facial and other body details with the markers.
7. Fold sheep along top, allowing it to stand up.
8. If there is time, children may add additional carvings to stone slab.
9. Place finished sheep on altar.

### Making a Bible Truth Connection

Once the children have settled into their craft, use the Bible Truth- Craft Connection Sheet to lead discussion about the craft. Note that most of these questions echo the questions on the case board, providing a review of what the children learned earlier.

### Optional TAKING IT TO OTHERS Activity: Craft Presentation

If you are presenting the craft to other children or parents the children can hold up their crafts (or your model craft) and read their Bible Truth Connection answers to explain the importance of the craft.

**CASE CRAFT****Discussion Guide****Instructions:**

As the children are settled into making their craft, ask them these questions to help them understand the craft's significance. Use the answers provided to guide the children's answers.

**Discussion Questions**

1. Where was the Altar to the Unknown God?

*In Athens, Greece.*

2. Who used the Altar to the Unknown God?

*Paul (also Epiminedes).*

3. What did Paul do with the Altar to the Unknown God?

*Paul used the stone Altar to the Unknown God to tell the people of Athens about the Lord, the one true God, and how they could be saved from their sins by faith in Jesus.*

4. What is the Bible Truth that we are learning?

*He Gave Me a Heart to Know and Love Him.*

5. What does our craft have to do with our Bible Truth: God Made Our Hearts to Know and Love Him?

*God worked in the hearts of some, like Dionysius and Damaris, when Paul told them the good news of Jesus. He showed them that Jesus was God's Son, sent to save them and gave them faith to believe in Him. How happy they were to know God in their hearts!*

6. What can the Altar to the Unknown God help us remember?

*God made all people to know and love Him. There are still many people in the world today who have never heard the name of the true God or of salvation through Jesus. They worship other, false gods. Like Paul, God wants His people today to go and tell them who He really is, that they might come to know Him, too.*

**TAKING IT TO OTHERS****Craft Presentation****Instructions:**

Have children hold up your model craft/their crafts. Choose five children (or you say) the five sections below to explain the craft's importance.

**Presentation:**

1. Our craft is The Altar to the Unknown God.

2. In Athens, Greece, Paul used the stone Altar to the Unknown God to tell the people of Athens about the Lord, the one true God, and how they could be saved from their sins by faith in Jesus.

3. Bible Truth 1 is: How Can I Know What God Is Like? He Shows Me What He's Like...He Gave Me a Heart to Know and Love Him.

4. God worked in the hearts of some, like Dionysius and Damaris, when Paul told them the good news of Jesus. He showed them that Jesus was God's Son, sent to save them and gave them faith to believe in Him. How happy they were to know God in their hearts!.

5. Our craft can help us remember that God made all people and gave them each a heart to know and love Him. There are still many people in the world today who have never heard the name of the true God or of salvation through Jesus. They worship other, false gods. Like Paul, God wants His people today to go and tell them who He really is, that they might come to know Him, too.

Note: Even non-readers can participate in presenting the craft, if you will whisper what they are to say in their ear and let them say it aloud for the others to hear.



### **Salt Dough Recipe**

2 cups of flour

1 cup of table salt

1 cup of water

1 tablespoon of vegetable oil (makes it a little easier to knead)





1 tablespoon of wallpaper paste (gives the mixture more elasticity)

1 tablespoon of lemon juice (makes the finished product harder)

### **Directions**

Put plain flour, salt and any, or all, of the optional ingredients into a mixing bowl and gradually add the water, mixing to soft dough. This should be neither too sticky, in which case add more flour, nor too dry, in which case add more water. When mixed remove from the bowl, place on a flat surface and knead for 10 minutes to help create a smooth texture. If possible it is best to let the dough stand for approximately twenty minutes before beginning a project. Unused dough can be stored in the fridge, in an airtight container or cling film, for up to a week. Children always love making models, and as long as you don't add wallpaper paste all of the ingredients are natural. So if they are tempted to put it in their mouths, all it will do is taste incredibly salty.





**BEFORE CLASS:****1. PICK YOUR PERSON**

VIPPs can be anyone in your church! Typically, they fall into 6 categories: Church staff, Elders, Deacons/deaconesses, Special Volunteers (people who aren't paid, but spend a lot of time helping out in particular ways), Supported Workers (aka missionaries), and Church Members.

**2. GATHER YOUR FACTS**

Use the VIPP Information Sheet to write down the facts about your VIPP. The information on this worksheet is used in the VIPP activities, listed in the "Choose an Activity" section below.

**DURING THE ACTIVITY:****1. INTRODUCE YOUR VIPP**

Introduce your VIPP to the children, using the VIPP Information Sheet. Fill in a set of VIPP Clue Cards with the information for your VIPP. If desired, you can even have the actual person come into class for the children to meet.

Need help describing what someone does for the church in a kid-friendly way? Check out the list of common VIPPs on the Praise Factory website in the PFI resources. There are lots of kid-friendly descriptions for common VIPP's, such as pastors, elders, deacons and a lot more.

**2. PRAY!**

Lead the children in praying for the VIPP. Ask the children if they would like to pray for one of the VIPPs prayer requests. Even non-readers can pray for the VIPP if you whisper the prayer request in their ear, then let them say it aloud. Never force a child to pray!

**3. CHOOSE AN ACTIVITY**

There are two activities you can use to help the children learn about the VIPP:

**VIPP Clue Cards:** These are nine coloring sheets in which children fill in the nine things they learn about the VIPP from the VIPP Information Sheet. Photocopy a set of each child. Use as few or as many of these Clue Cards as you desire. Clue Cards found at the back of this book.

**VIPP Game:** This is a game that uses a set of Clue Cards for one or two VIPPs. Choose a VIPP and fill in his/her information on the VIPP Information Sheet. Fill in a set of VIPP Clue Cards with the information for your VIPP. Tell the children about the VIPP, having them fill in the VIPP Clue Cards with the key facts as they learn them. Write any words the children need to write on a white-board or other piece of paper so they can see how to spell them. Help younger children write these words on their clue cards. Ideas for how to tell the children about many common VIPPs are listed at [praisefactory.org](http://praisefactory.org) with the resources for this Bible Truth.

**Optional TAKING IT TO OTHERS Activity: Introduce and Pray for the VIPP**

If you are presenting the VIPP to other children or parents you can assign children to hold up the 10 clue cards and say what each card tells about the VIPP. (Or, you can have the children hold them up as you tell what each one means.) Then lead the children in praying for the VIPP.

## **Game: Mix and Match**

### **Materials**

Information for two VIPPs

2 Set of Clue Cards

Bag

### **Preparing the Game**

1. Fill in one set of clue sheets for each of the VIPPs you are using.
2. Put all the Clue Cards in a bag, except for the ones with the names and pictures of the VIPPs.

### **Playing the Game**

**Reveal:** Tell the children about each VIPP, showing them your filled-in clue cards as you tell about them.

**Review:** Put all the Clue Cards for both VIPPS in the bag. Mix up. Have children take turns pulling clues out and have the class try to remember which clue goes with which VIPP. You can make this a team game by splitting the children into two teams and giving points when their team players correctly put a clue in the right place.

# **VIPP INFORMATION SHEET**

**P.3**

## **VIPP NAME:**

\_\_\_\_\_

## **WHAT VIPP LOOKS LIKE**

Man or Woman? \_\_\_\_\_

Hair color? \_\_\_\_\_

Eye color? \_\_\_\_\_

## **FAVORITE ANIMAL**

\_\_\_\_\_  
\_\_\_\_\_

## **FAVORITE FOOD**

\_\_\_\_\_  
\_\_\_\_\_

## **FAVORITE FREE TIME ACTIVITY**

\_\_\_\_\_  
\_\_\_\_\_

## **WHAT VIPP DOES DURING WEEK**

\_\_\_\_\_  
\_\_\_\_\_  
\_\_\_\_\_  
\_\_\_\_\_

## **VIPP GROUP OF SERVICE:**

Church Member

Deacon

Elder

Church Staff

Special Volunteer

Supported Worker  
(Missionary)

## **3 WAYS VIPP SERVES CHURCH**

\_\_\_\_\_  
\_\_\_\_\_  
\_\_\_\_\_  
\_\_\_\_\_  
\_\_\_\_\_  
\_\_\_\_\_

## **3 WAYS TO PRAY FOR THE VIPP**

\_\_\_\_\_  
\_\_\_\_\_  
\_\_\_\_\_  
\_\_\_\_\_  
\_\_\_\_\_  
\_\_\_\_\_

