DEEP DOWN DETECTIVES

Visual Aids

Unit 5,

Bible Truth 2

About the Deep Down Detectives Visual Aids

How Are They Used?

The Deep Down Detectives Visual Aids book is a companion resource to be used alongside the Deep Down Detectives Core Curriculum book for each unit. These colorful pictures are used in presenting the key concepts; telling the Bible stories; and, in playing the Bible Story Review games.

What Do They Include?

There are five, different resources included in this book:

1. Key Concept Visual Aids-- colorful signs of the Big Question and Answer, the Bible Truth, the Bible verse, and the Listening Assignments to use with the 3 lessons for each Bible Truth.

2. The Storyboard Picture Key-a who's who of the pictures in thumbnail size. Some pictures are labeled "BG." These are your background pictures that you put on the storyboard before telling the story. The rest of the pictures are labeled "SB." These are pictures you put up on the storyboard as you tell the story.

3. Storyboard Suggested Picture Placement page--where to place the pictures on your storyboard.

4. The pictures, themselves. Notice that each picture is identified and numbered on the back for easy reference. The numbers correspond to the numbers in the Picture Placement Key and in the actually story script (found in the Core Curriculum book.)

5. Directions for making the Deep Down Detectives "Bible" Folder and the **back/front images** to paste in place when making it. (Larger back/front images are found online with the curriculum.)

Directions for how to make a homemade flannelgraph storyboard and sturdy storyboard pictures are found in **Appendix E in the Core Curriculum book.**

Ready, Set, Rip It Out!



This book is meant to be ripped up and made into your visual aids. The key concept signs can be cut out and laminated or slipped into sheet protectors. Cut out around the storyboard images and ideally, laminate these. Some of the biggest pictures actually need to be stuck together, before laminating.

Store It!

Deep Down Detectives is a curriculum that can be used over and over. Store your visual aids and storyboard pictures after using them and they will serve you for many years. We store ours in manilla envelopes and then put them (along with all the rest of the curriculum) in magazine files, labeled by Bible Truth. If you have multiple classes using the curriculum, store each set of resources in separate manilla envelopes. This will make prep much simpler, second time around.

Replacement Storyboard Pictures

You can always purchase this book again or simply go online and print out any pictures that go missing.

Two Sizes of Storyboard Pictures

There are two sizes of storyboard pictures to choose from: the standard, large format pictures; or, the smaller format pictures. The larger pictures are best for a big classroom and a storyboard that is at least 36" x 48." (We actually make a whole section of a wall into a felt storyboard!) The small format pictures are created to fit smaller storyboards--in the 24" x 36" to 36" by 48" range. They are most useful in the smaller class or for use at home.

Place story in DDD Bible take out Big Question Briefcase of BQB

The Case of the Clay Creation

Genesis 1,2

Story-telling Tips

Ahead of time:

1. Read the Bible verses and story. Pray!
2. Choose story action cues and/or prepare storyboard figures, if using. (Included in Visual Aids book)
3. Practice telling story with the storyboard pictures, timing your presentation. Shorten, if necessary.

During your presentation:

1. Maintain as much eye contact as possible as you tell the story.
2. Put up storyboard figures/add story action cues as you tell the story. Allow the children to help you put them on the board, if desired.
3. Include the children in your story with a few questions about what they think will happen or words/concepts that might be new to them.
4. Watch the kids for signs that their attention span has been reached. Shorten, if necessary.

INTRODUCTION/ LISTENING ASSIGNMENTS

"Our story is called: The Case of the Clay Creation. Here is your listening assignment." *Read from Detective Dan's Listening Assignment signs, but questions are summarized below:*

Detective Dan's Lesson #1 Listening Assignment:

I need to know:

1. Who was made out of clay?

2. How did he come to life?

Detective Dan's Lesson #2 Listening Assignment:

Our Bible Verse is Genesis 1:26,27

"Then God said, 'Let us make man in our own image.'… So God created man in his own image, in the image of God he created him; male and female he created them."

I need to know:

1. How did God make man (people) in His own image?

2. How did God make people in a way that was different from all the other earthly creatures?

Detective Dan's Lesson #3 Listening Assignment:

I found six clues, but two of them are **NOT** in the story.

They are: a bunny; a horse; a doctor; a rib: a special heart; and, a magic hat.

Hold each of them up for the children to see as you identify them.

I need to know:

1. Which four belong in the story and which two don't?

2. Who did God create with a special ability to praise Him, know Him and love Him?

<u>Read the assignment questions, THEN SAY</u>,

"Ok, Deep Down Detectives! Put on your best listening ears and see if you can hear the answers to Detective Dan's questions. When I finish telling the story, we will see if we can answer all the questions."

Read the Bible Truth story, answer questions, present the gospel and lead in prayer.

Answers to questions; the gospel; and, ACTS prayer are included with the story text.

The Case of the Clay Creation *Genesis 1,2*

Story with lines separating paragraphs (text in bold, *optional interaction cues in italics) Numbers correspond to storyboard pictures and placement upon the storyboard. Alway feel free to use less pictures, if it's best for your kids. Simply black out the numbers next to pictures you do not plan to use. All pictures are found in the Visual Aids book. Put BG (background) pictures on storyboard ahead of time. SB pictures (listed below in story text) are added to board as you tell the story. These numbers are also found on the back of each picture.*
Tip: Stack pictures in numerical before telling story for easy use. Use sticky-back velcro to attach pictures to storyboard felt. Use sticky-tac putty to stick a picture on top of another picture.

What a lot happened in the first, six days of the world!

God had made (SB1,SB2) the heavens and the earth. He made (SB3) light and (SB4) darkness, sun, moon and stars. He made (SB5) the seas filled with fish; the skies filled with (SB6) soaring birds. And, the land filled with (SB7) every animal you can think of. What a very busy place earth had become!

But someone was missing. Someone very special. Someone who was the very best creation of all God's plan for the world. Do you know who was missing?

Can you tell me?

Why, people were, of course!

God's plan for the beautiful world He made would never be complete without people. THEY were who He planned it for...that they might know and enjoy it and Him, the God who made it all!

So God took some of (SB8) the clay dirt from the ground and He formed it into a man---Adam. Then (SB9) God breathed into his nose the breath of life and the man became alive.

Now, God made cats and dogs and kangaroos and all the other animals living creatures. He made all the birds, fish and creepy crawly creatures living creatures, too. That's why they could meow and woof and leap and fly and swim and wriggle, right?

God made Adam a living creature in this way, too. He gave him a body that could jump and run and dance and do so many other wonderful things.

But, God put something inside Adam that made him alive in another special way. Alive in a way unlike any other creature. Alive in a way that made people (and only people) a bit like God, Himself.

Do you know what the something special God would put inside of people?

God made Adam with (SB10) a living spirit--a special heart that could know and love God and know and love other people. A special heart that could SEE just how great God was in everything God had made. And guess how long this special spirit would live?

Can you guess?

Forever and ever! Yes, that's right! This spirit would never die, no matter what! That's how God made people in His image--as a special picture of Himself. (SB11) God is spirit and He gave people a spirit, too.

***Story with lines separating paragraphs (text in bold, optional** interaction cues in italics)*

So, when God made Adam, he opened his eyes and looked around at all the beautiful things God had made and he was AMAZED with God and all He had made!

(SB12) Amazed at all the furry animals, the chirping birds, the buzzing insects, the flopping fish. Amazed at the lovely, green trees with delicious fruit and smelled the colorful flowers. Amazed at warm sun that shone brightly at day; and, the soft light of the moon and twinkling stars at night. What beautiful things God had made! And most amazing of all was (SB13) knowing God inside his special heart. Adam talked with God. He loved God and obeyed Him. And Adam was so very, very happy.

Adam was happy, but something wasn't quite right. He was all alone. He wanted another creature to live with him. So God brought (SB14, SB15) all the creatures to Adam to name them and let him see if one of these creatures were what he wanted. Animals like lions, dogs, monkeys, lizards, horses, cats and bears and chickens and kangaroos and ladybugs and many, many more. They all came to Adam and (SB16) he named them all.

But one after one, Adam looked at them and shook his head. None of them was right to be a special someone for him. Did God forget something? Had He made a mistake?

What do you think?

No, God didn't make a mistake. He didn't forget anything. God knew Adam would long for someone else. God had even made him this way. He knew just exactly who Adam needed and He was about to give him that special creature.

God took Adam and (SB17) put him into a very, very deep sleep. And while he was sleeping, God (SB18) took a rib from Adam's side and formed it into a woman--Eve. God gave her (SB19) the same special heart that He gave Adam.

When Adam woke up, (SB20) there the woman stood in front of him. Adam was so pleased! Here was just the right helper and friend for him! She was like him, yet different, too. They could love each other and love God together. They could talk together and share all the wonderful things God had created.

God gave the happy man and woman jobs made just for them: (SB21) "Have a family and fill the earth with people," God commanded. "Take care of all the creatures. Rule over all the earth. Explore it and make it all into your home."

"Obey Me and love Me," God told them. "If you do, we will always have wonderful, special closeness together, and you shall live happy in this beautiful place forever," He told them.

And how wonderful it was that first day for Adam and his wife, Eve! Together they enjoyed everything: God's creation around them; the love they had for each other; and best of all, that wonderful, special closeness with God, deep in their hearts.

Cracking the Case: (story wrap-up for Listening Assignments)

It's time to see how we did with our Listening Assignment.

Detective Dan's Lesson #1 Listening Assignment:
I need to know:
1. Who was made out of clay? Man was.
2. How did he come to life? God breathed breath into him. God also gave him a living spirit that would never die.

For You and Me:
People were God's most special creation. He created them to know Him and love Him and enjoy Him. He created them with a special heart to know and love Him and to see and enjoy His goodness as they lived in His creation. Sadly, we have all chosen to disobey God, since those perfect, first days when God created the world. We have broken what God made so perfectly. But God has made a way for us to come back to Him. How? By turning away from our sins and trusting in Jesus as our Savior. God will forgive our sins and make us His people. He will restore the friendship He made us to have with Him. Ask God to help you! He loves to answer this prayer!

Detective Dan's Lesson #2 Listening Assignment:

Our Bible Verse is Genesis 1:26,27
"Then God said, 'Let us make man in our own image.'… So God created man in his own image, in the image of God he created him; male and female he created them."

I need to know:
1. How did God make man (people) in His own image? He gave them a living spirit to know and love Him and each other. He made them to be able to see His goodness and beauty in all of His creations.
2. How did God make people in a way that was different from all the other earthly creatures?
None of the other creatures could know and love Him the same way because they did not have this special spirit.

For You and Me:
People were God's most special creation. He created them to know Him and love Him and enjoy Him. He created them with a special heart to know and love Him and to see and enjoy His goodness as they lived in His creation. Sadly, we have all chosen to disobey God, since those perfect, first days when God created the world. We have broken what God made so perfectly. But God has made a way for us to come back to Him. How? By turning away from our sins and trusting in Jesus as our Savior. God will forgive our sins and make us His people. He will restore the friendship He made us to have with Him. Ask God to help you! He loves to answer this prayer!

Detective Dan's Lesson #3 Listening Assignment:
I found six clues, but two of them are **NOT** in the story. They are: a bunny; a horse; a doctor; a rib: a special heart; and, a magic hat.
Hold each of them up for the children to see as you identify them.

I need to know:
1. Which four belong in the story and which two don't? The bunny, the fish, the rib, and the special heart belong.
2. Who did God create with a special ability to praise Him, know Him and love Him? People.

For You and Me:
People were God's most special creation. He created them to know Him and love Him and enjoy Him. He created them with a special heart to know and love Him and to see and enjoy His goodness as they lived in His creation. Sadly, we have all chosen to disobey God, since those perfect, first days when God created the world. We have broken what God made so perfectly. But God has made a way for us to come back to Him. How? By turning away from our sins and trusting in Jesus as our Savior. God will forgive our sins and make us His people. He will restore the friendship He made us to have with Him. Ask God to help you! He loves to answer this prayer!

The Gospel (story wrap-up if NOT using Listening Assignments)

Our Bible Truth is:
Can You Tell Me What God Made?
God Made All Things Good..
God Made People in a Special Way!

God made everything just right in the beginning. He gave people a heart to know and love Him and see how wonderful He is when they looked at all God made. How very, very sad it is that people chose to turn away from God and disobey Him and His good ways! When they did, their hearts changed. They did not love or know God in the same wonderful way anymore. They deserved God's punishment for their sins. But God's plans were not broken, even by our sin! Even from before the beginning…even when there only a BIG NOTHING, God knew what would happen and He planned to save sinful people! And so He did. At just the right time, God sent Jesus, His very own, dear Son, to take the punishment for their sins on the cross. He did this so that anyone who would turn away from their sins and trust in Jesus as their Savior, would be forgiven their sins. God would give them a new heart to know and love Him. And one day, when they die, they would get to live with Him. And that new place where they would live with Him would be even more wonderful than the beautiful, good heaven and earth He made in the beginning! We can live there with God, too, if we turn away from our sins and trust in Jesus as our Savior. Ask God to help you! He loves to answer this prayer!

Close in prayer.

Closing ACTS Prayer

A We praise You, God, for being the Good Maker of people in the beginning.

C God, You made people to know and love You with the spirit You gave them. But we all have disobeyed You. We have all chosen to not know You or love You. We need a Savior!

T Thank You, God, for all the wonderful things You made for us to enjoy, like the sun and stars, animals, flowers, snow, families, etc. Thank You most of all, for making us in Your image so we can know You and see how wonderful You are in everything we see around us.

S God, work in our hearts. Help us to turn away from disobeying You and trust in Jesus as our own Savior. Help us to know You and love You with the spirit You put inside us. Fill us with Your Holy Spirit, that we might live for You and enjoy You forever. In

Jesus' name we pray, Amen.

Go to Lesson Plan, p.9 for the script to the rest of the lesson.

Can you tell me what God made?





VISUAL AID #1

take out Big Question Briefcase of BQB

ANSWER: God made all things good!

DDD 5 Big Question and Answer Sign

The Big Question

Hold up the Big Question sign for all the children to see, and say:

The Big Question we are investigating today is
Big Question Number 5:

Can You Tell Me What God Made?
and the Answer is:
God Made All Things Good!

Meaning:
Did you ever wonder where everything in this world came from? All of the plants, animals and insects…the fish and birds…the sun, moon, stars and planets…the tall mountains and the beautiful oceans…the people here around us and the angels up in heaven? Did they just get here on their own? No, they did not! God made them. And when God made them, He made them good—perfect and without sin. He made them just right for His good plan for the world.

What was God's good plan for the world? He planned for everything He made to show us what He's like so we could know delight in how wonderful He is.

Let's sing our Big Question Song: "

Big Q & A 5 Song

DDD NIV Songs 5, track 12
(adapted version of "London Bridge Is Falling Down")

Can you tell me what God made?
What God made, what God made?
Can you tell me what God made?
God made all things good!

BIG QUESTION 5: Two truths about what God made

Visual Aid #2

take out Big Question Briefcase of BQB

1.



2.



DDD 5 Unit All Bible Truths--Front

This Unit's Bible Truths

"God made all things good" is a good beginning, but there's so more to learn. So it's time for us to dig down even deeper for more answers to our Big Question about God. We're going to be learning TWO Bible truths that all tell us more about the good things that God made.

Who would like to hand me the picture with our four Bible truths on it? It's in the Big Question Box/Briefcase."

Choose a child to get it and hand it to you, then hold it up and show them the pictures of the four truths they will be learning.

After everyone has had a good look say...

"Ok, we've learned one truth about the LORD. It's this one: "He Made Everything Good in Heaven and Earth" (point to pictures as you identify each Bible Truth). Now let's look at our Bible Truth Clue sign and see if we can figure out which of these four truths we will be learning about today. Who would like to get it out of the Big Question Briefcase for me?"

Choose a child to open the briefcase, take out the Bible Truth Clue sign and hand it to you.

CAN YOU GUESS BIBLE TRUTH 2?

Can You Tell Me What God Made?

God Made All Things Good...

He made ????
in a special way!

HINT: "What are we called?
It starts with an "p"
and it rhymes with "steeple."



ANSWER:

He made PEOPLE in a special way!

Visual Aid #3

take out Big Question Briefcase *of BQB*

DDD 5.2 Bible Truth 2--Front

Revealing the Bible Truth We Are Learning

Hold up the front side for the children to see. Cover up the answer, written along the bottom, and say:

"Can You Tell Me What God Made?
God Made All Things Good!
He Made ???? in a Special Way!"

We're missing one word. Here's the hint to what the missing word is. It says: "What are we called? It starts with an "p" and it rhymes with "steeple."

Can you guess? It's "People."

So the Bible Truth we are learning today is:

(uncover answer from bottom of sign, show it to them and say:)

"Can You Tell Me What God Made?
God Made All Things Good!
He Made PEOPLE in a Special Way!"

And here is what this Bible Truth means:
(read the meaning off of the back of the sign, say:)

When God made people, He made them good, just like everything else that He made. But God made them good in a special way—in a way that was DIFFERENT from everything else He created. God gave people a living spirit, a bit like His.

It is with this special spirit that all people—even you and I—can enjoy God in a way no other creature can. With our spirit we can look at what God made and see how wonderful He is. With our spirit we can know and love God…and go on knowing and loving Him forever and ever, because this spirit will never die. Everyone who trusts Jesus as their Savior, gets to have special closeness with God in their spirit right now. And one day, they will go to live with Him, loving and knowing Him forever. What an amazing gift God gave us when He made us with a spirit!

"Then God said, 'Let us make man in our own image.'...
So God created man in his own image,
in the image of God he created him;
male and female he created them." Genesis 1:26,27

Visual Aid #4

Place verse in DDD Bible"

take out of BQB

Bible Truth 2 Bible Verse

Remove the Bible Verse Picture from the "Bible" folder and hold it up for all the children to see, then say:

Genesis 1:26,27, tells us:

Genesis 1:26,27
"Then God said, 'Let us make man in our own image.'… So God created man in his own image, in the image of God he created him; male and female he created them."

What does that mean?
Man, male and female: those are all words for men and women. The Bible tells us that God made people in the beginning. He made them in His image. That means that they reflect Him in a very special way. Of all the earthly creatures, they alone were created with a spirit, like God's Spirit, that can know and love God. God created people to be able to see God's glory in everything He made. And, He created them to care for the world He created as caretakers under Him.

"Now it's time to do a bit more deep down investigating. Let's see what Detective Dan wants us to help him figure out. Would someone like to get it out for me?"

"We've said our Bible verse, now let's sing it!"

"We've said our Bible verse, now let's sing it!"

Then God Said: Genesis 1:26,27

DDD NIV Songs 5, track 21

Then God said, "Let us make man,
Let us make man in our own image."
Then God said, "Let us make man,
Let us make man in our own image."
Male and female, He created them,
Male and female, He created them.

Then God said, "Let us make man,
Let us make man in our own image."
Then God said, "Let us make man,
Let us make man in our own image."

"Now it's time to do a bit more deep down investigating. Let's see what Detective Dan wants us to help him figure out. Would someone like to get it out for me?"

Visual Aid #5A

Place in DDD Bible"

take out Big Question Briefcase of BQB

#1

Detective Dan's Listening Assignment #1

Detective Dan's Listening Assignment #1

Hi, Deep Down Detectives!
I'm working on a brand-new case called:
"The Case of the Clay Creation."

I need to find out:
1. Who was made out of clay?
AND
2. How did he come to life?

Can you help me? Listen carefully to the story and you might just hear the answers!

Thanks!
Detective Dan

Then say, "Ok, Deep Down Detectives! Put on your best listening ears and see if you can hear the answers to Detective Dan's questions. When I finish telling the story, we will see if we can answer all of his questions."

Read the Bible Truth story, putting up the storyboard pictures as you tell it. At the end of the story, repeat the questions and lead the children in answering them. Present the gospel and close in prayer.

Answers to assignment questions, the gospel and ACTS prayer are also included at the end of the story text.

Answers:
1. Who was made out of clay? Man was.
2. How did he come to life? God breathed breath into him. God also gave him a living spirit that would never die.

For You and Me:
People were God's most special creation. He created them to know Him and love Him and enjoy Him. He created them with a special heart to know and love Him and to see and enjoy His goodness as they lived in His creation. Sadly, we have all chosen to disobey God, since those perfect, first days when God created the world. We have broken what God made so perfectly. But God has made a way for us to come back to Him. How? By turning away from our sins and trusting in Jesus as our Savior. God will forgive our sins and make us His people. He will restore the friendship He made us to have with Him. Ask God to help you! He loves to answer this prayer!

Visual Aid #5B

Place in DDD Bible"

take out Big Question Briefcase of BQB

#2

Detective Dan's Listening Assignment #2

Detective Dan's Listening Assignment #2

Hi, Deep Down Detectives!
I'm still working on the case called:
"The Case of the Clay Creation."

Our Bible verse is Genesis 1:26,27:
"Then God said, 'Let us make man in our own image.'... So God created man in his own image, in the image of God he created him; male and female he created them."

I need to find out:
1. How did God make man (people) in His own image?
AND
2. How did God make people in a way that was different from all the other earthly creatures?

Can you help me? Listen carefully to the story and you might just hear the answers!

Thanks for your help!
Detective Dan

Then say, "Ok, Deep Down Detectives! Put on your best listening ears and see if you can hear the answers to Detective Dan's questions. When I finish telling the story, we will see if we can answer all of his questions."

Read the Bible Truth story, putting up the storyboard pictures as you tell it. At the end of the story, repeat the questions and lead the children in answering them. Present the gospel and close in prayer.
Answers to assignment questions, the gospel and ACTS prayer are also included at the end of the story text.

Answers:

Our Bible Verse is: Genesis 1:26,27
"Then God said, 'Let us make man in our own image.'... So God created man in his own image, in the image of God he created him; male and female he created them."

1. How did God make man (people) in His own image? He gave them a living spirit to know and love Him and each other. He made them to be able to see His goodness and beauty in all of His creations.
2. How did God make people in a way that was different from all the other earthly creatures? None of the other creatures could know and love Him the same way because they did not have this special spirit.

For You and Me:
He created people with a special heart to know and love Him and to see and enjoy His goodness as they lived in His creation. Sadly, we have all chosen to disobey God, since those perfect, first days when God created the world. We have broken what God made so perfectly. But God has made a way for us to come back to Him. How? By turning away from our sins and trusting in Jesus as our Savior. God will forgive our sins and make us His people. He will restore the friendship He made us to have with Him. Ask God to help you! He loves to answer this prayer!


Visual Aid
#5C
Place in
DDD "Bible"
take out
Big Question Briefcase
of BQB
#3
Detective Dan's Listening Assignment #3
DDD 5.2 Lesson 3 Listening Assignment

Detective Dan's Listening Assignment #3

Hi, Deep Down Detectives!
I'm still working on the case called:
"The Case of the Clay Creation."

I found SIX clues, but TWO of them are NOT in the story. They are: a bunny; a horse; a doctor; a rib: a special heart; and, a magic hat.

Hold up each of the six pictures for the children to see as you identify them. Better yet, put them up on your flannelgraph board, off to one side.

I need to know:
1. Which four belong in the story and which two don't?
2. Who did God create with a special ability to praise Him, know Him and love Him?

Can you help me? Listen carefully to the story and you might just hear the answers!

Thanks!
Detective Dan

Then say, "Ok, Deep Down Detectives! Put on your best listening ears and see if you can hear the answers to Detective Dan's questions. When I finish telling the story, we will see if we can answer all of his questions."

Read the Bible Truth story, putting up the storyboard pictures as you tell it. At the end of the story, repeat the questions and lead the children in answering them. Present the gospel and close in prayer.
Answers to assignment questions, the gospel and ACTS prayer are also included at the end of the story text.

Answers:
1. Which four belong in the story and which two don't? The bunny, the fish, the rib, and the special heart belong. The doctor and the magic hat do not.
2. Who did God create with a special ability to praise Him, know Him and love Him? People.

For You and Me:
The people of Israel turned away from worshipping Baal and returned to praise the Lord after they saw Him sent fire down from heaven. He was the one, true God. There was no other god they should ever worship besides Him! There is no god we should worship other than the Lord, too. We can start to worship Him by turning away from our sins and trusting in Jesus as our Savior. Ask God to help you! He loves to answer these prayers!

A Bunny



A Horse

DDD 5.2 Lesson 3 Listening Assignment Clue Pictures, 1 and 2

DDD 5.2 Lesson 3 Listening Assignment Clue Picture 2 for kids

DDD 5.2 Lesson 3 Listening Assignment Clue Picture1 for kids

A Doctor

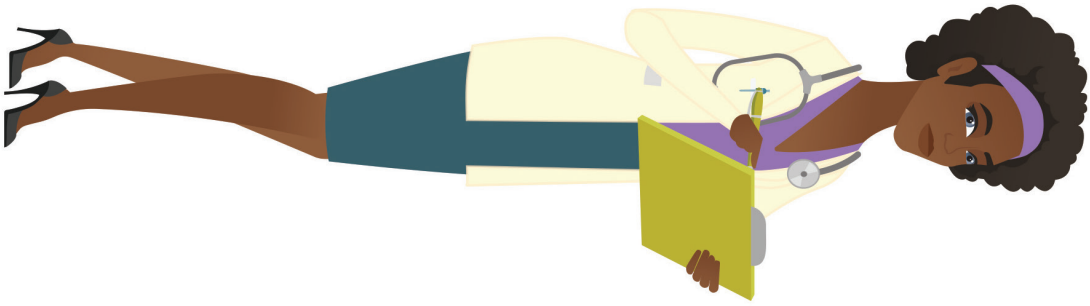

A Rib

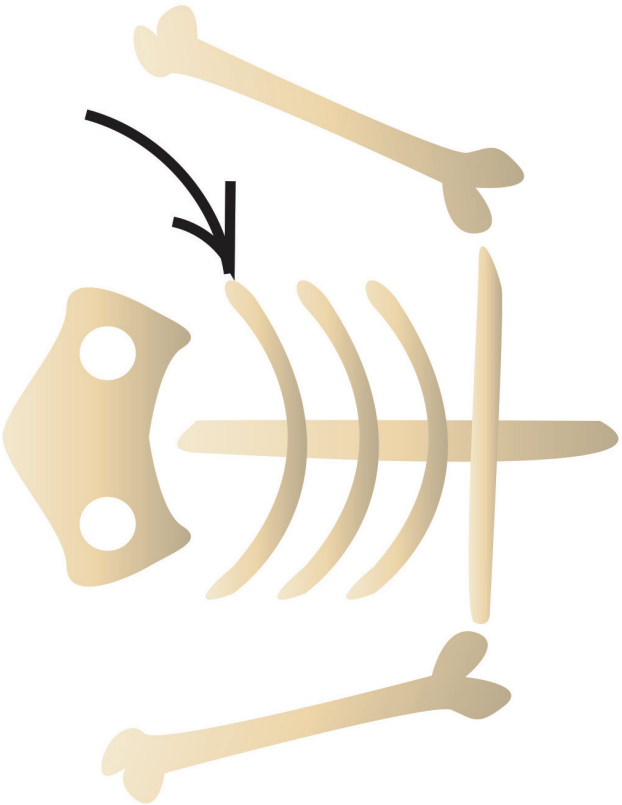

DDD 5.2 Lesson 3 Listening Assignment Clue Pictures, 3 and 4

DDD 5.2 Lesson 3 Listening Assignment Clue Picture 4 for kids

DDD 5.2 Lesson 3 Listening Assignment Clue Picture3 for kids

A Special Heart

A Magic Hat

DDD 5.2 Lesson 3 Listening Assignment Clue Picture 6 for kids

DDD 5.2 Lesson 3 Listening Assignment Clue Picture 5 for kids