HSK 9 Storyboard Picture Key: Background Pictures (BG)

Put these pictures in place on your storyboard BEFORE you tell your story.

BG1 Heaven

BG2 Nativity Scene

BG3 Tomb Scene

HSK 9 Storyboard Picture Key: Storyboard Pictures (SB)

Store these pictures in numerical order in your HSK Bible Folder.
Add these to your story as you tell it. Numbers correspond to placement order.

SB1 Life in God's Home

SB2 God

SB3 People Disobeying God

SB4 Special Closeness with God Broken

SB5 God's Plan to Send a Savior--Jesus

SB6 Mary, Joseph and Baby Jesus

SB7 Jesus Grows Up

SB8 Jesus Teaching People about God

SB9 Jesus Forgiving Sins

SB10 Jesus Healing Sick People

SB11 Jesus Raising Dead Person Back to Life

SB12 "Jesus Is God's Son, the Savior!"

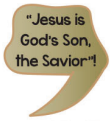

SB13 Jesus' Enemies

SB14 Jesus Dying for God's People Sins

SB15 Jesus' Body

SB16 Stone

SB17 Jesus' Friends, Sad

SB18 Soldiers, Guarding

SB19 Days 1,2

SB20 Day 3

SB21 Jesus' Friends Going to the Tomb

SB22 Angel

SB23 Soldiers, Scared

SB24 White Burial Cloth

SB25 Jesus' Friends Happy with Risen Jesus

SB26 God's People Enjoying Special Closeness with God, Here on Earth

SB27 God's People at Home with God Forever

SB28 Jesus in Heaven

Note: Use sticky tac putty rather than velcro on back of pictures placed on top of other pictures.











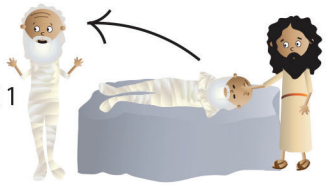

NOTE:
Some of the larger images are assembled from two or more pages. You can make these easier to fold by leaving a small gap in the lamination between the pieces. This allows you to fold the image along the gap.

leave slight gap here
to create a “hinge” for
easy folding

BG1 Heaven pt 1 of 2
HSK 9 Story
glue together, then laminate
Place on board BEFORE telling story

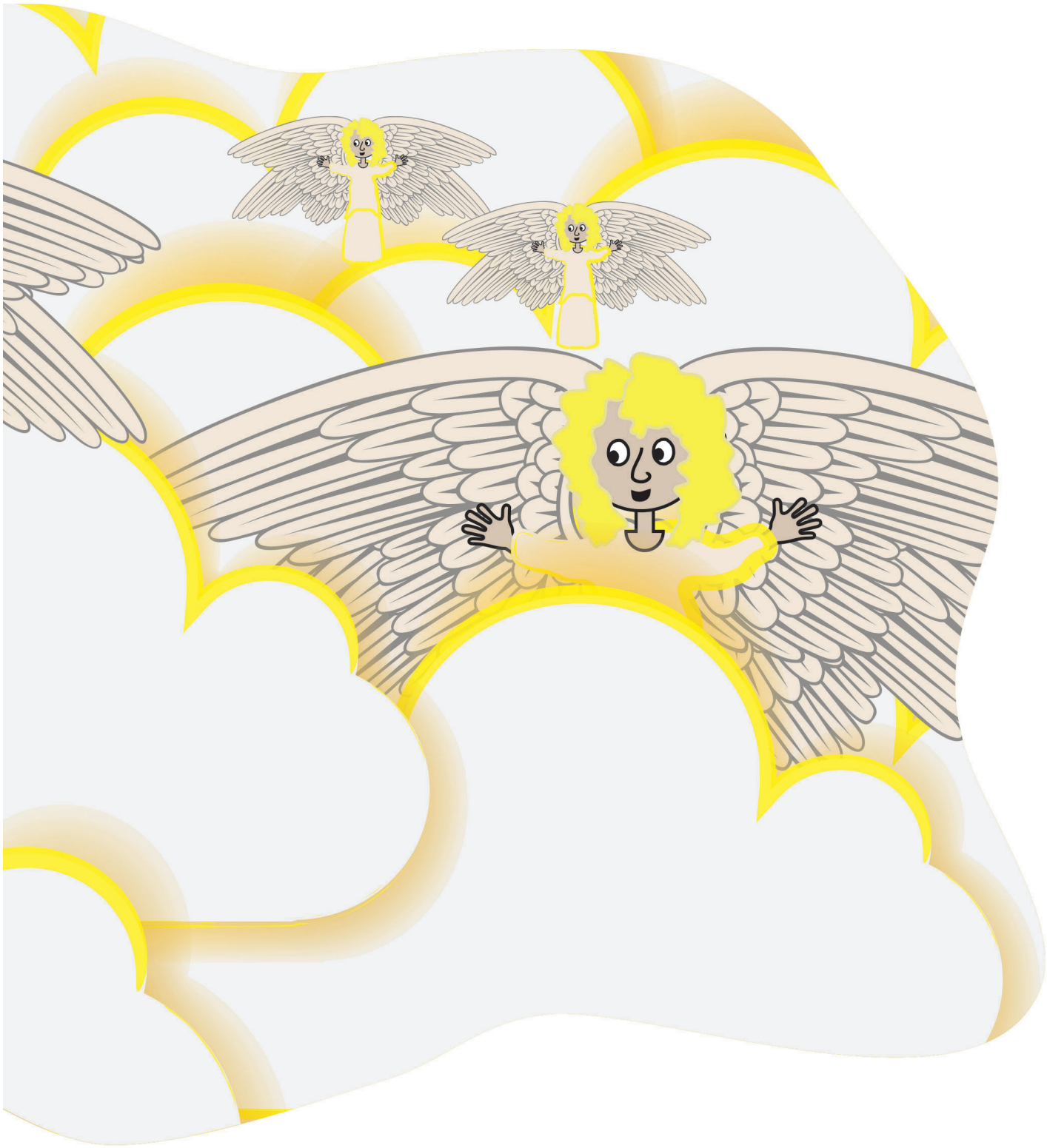

BG1 Heaven pt 2 of 2
HSK 9 Story
glue together, then laminate
Place on board BEFORE telling story

BG2 Nativity Scene pg 1 of 2
HSK 9 Story
glue together, then laminate
Place on board BEFORE telling story

BG2 Nativity Scene pg 2 of 2
HSK 9 Story
glue together, then laminate
Place on board BEFORE telling story

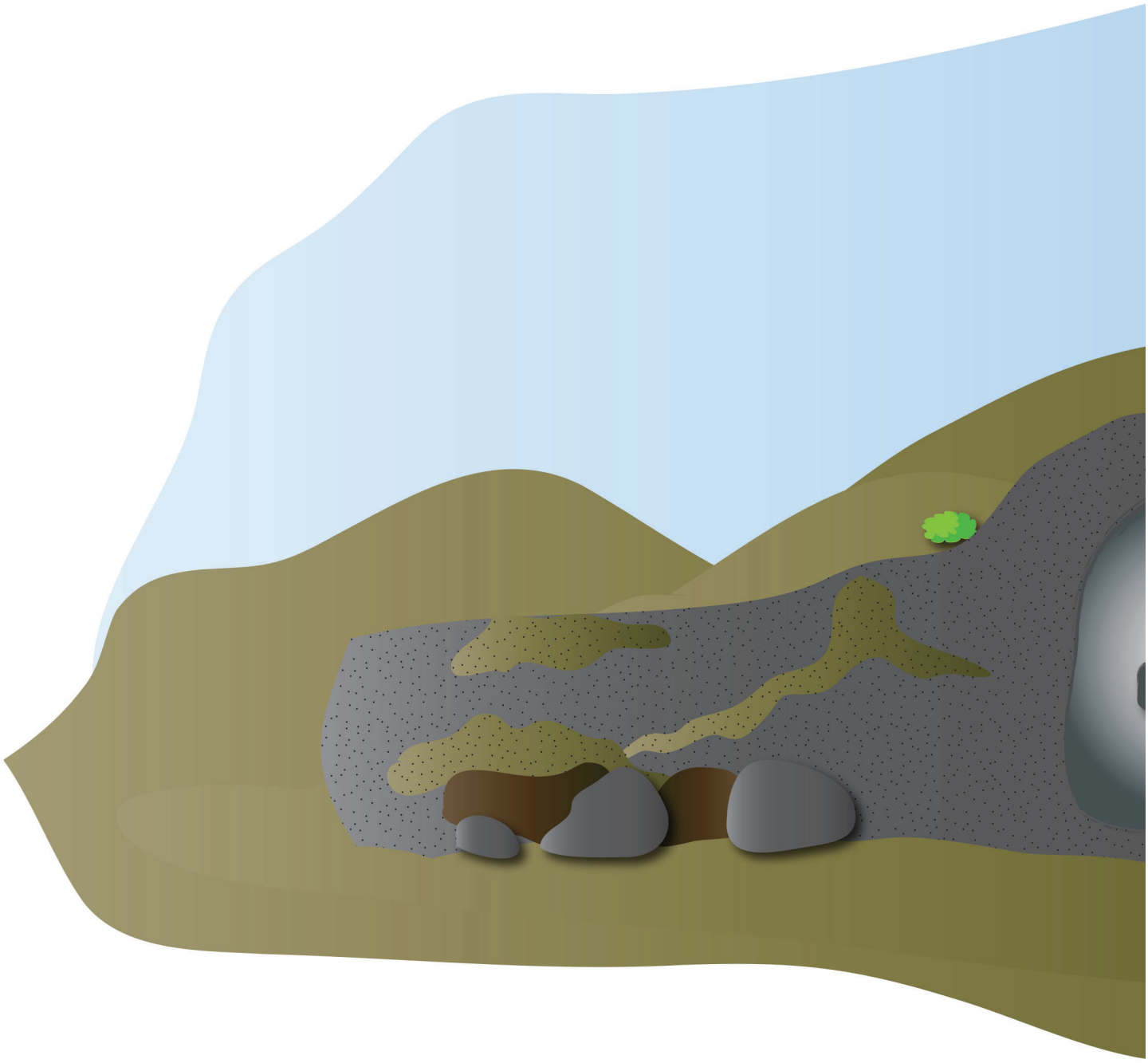

BG3 Tomb Scene pg 1 of 2
HSK 9 Story
glue together, then laminate
Place on board BEFORE telling story



BG3 Tomb Scene pg 2 of 2
HSK 9 Story
glue together, then laminate
Place on board BEFORE telling story

SIN


God
SIN

SB3 People Disobeying God
HSK 9 Story

SB4 Special Closeness with God Broken
HSK 9 Story



God

SB1 Love, goodness, happiness, beauty
and light of God's home
HSK 9 Story

SB2 God
HSK 9 Story

GOD'S
PLAN
Savior

SB6 Mary, Joseph
and Baby Jesus
HSK 9 Story

SB5 God's Plan toSend a Savior--Jesus
HSK 9 Story

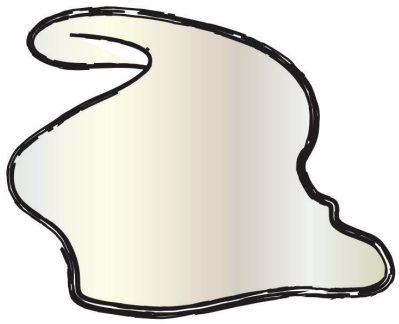



SB16 Stone
HSK 9 Story

SB24 White Burial Cloth
HSK 9 Story

SB28 Jesus in Heaven
HSK 9 Story



SB18 Soldiers Guarding
HSK 9 Story

SB22 Angel on Stone
HSK 9 Story

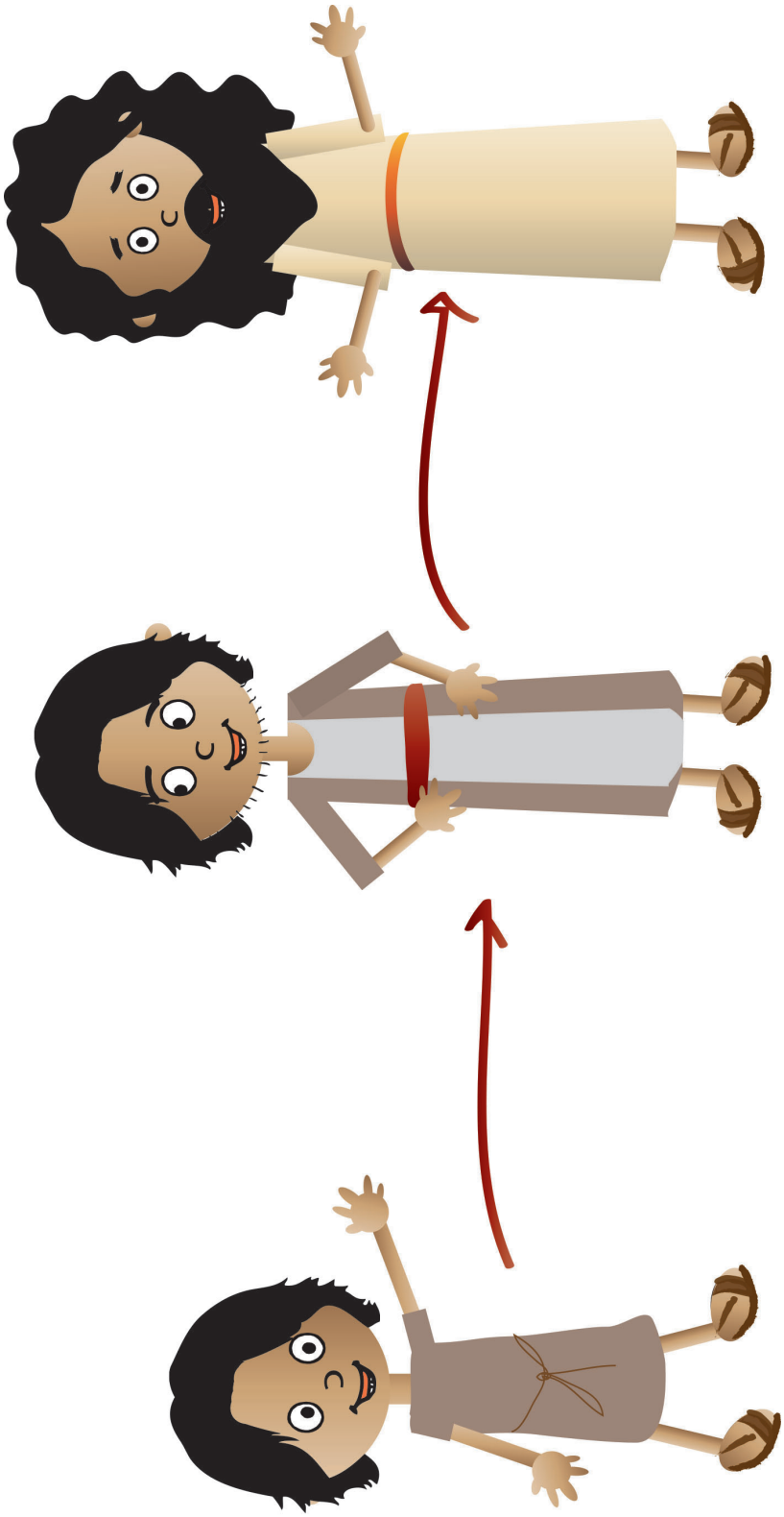

SB7 Jesus Growing Up
HSK 9 Story



"Jesus is God's Son, the Savior"!

SB14 Jesus Dying for God's People Sins
HSK 9 Story

SB12 Jesus Is God's Son, the Savior!
HSK 9 Story

SB13 Jesus' Enemies
HSK 9 Story

Jesus did it!
God

SB26 God's People Enjoying Special Closeness with God Here on Earth
HSK 9 Story

Home with God forever!

SB27 God's People at Home with God Forever
HSK 9 Story

SB8 Jesus Teaching People about God
HSK 9 Story

"God forgives you!!"

SB9 Jesus Forgiving Sins
HSK 9 Story

SB10 Jesus Healing Sick People
HSK 9 Story



SB25 Jesus' Friends Happy with Risen Jesus
HSK 9 Story

SB17 Jesus' Friends Sad
HSK 9 Story

SB 23 Scared Soldiers
HSK 9 Story

SB15 Jesus' Body
HSK 9 Story

Day 1

Day 2

Day 3

SB19 Sad on Day 1 and Day 2
HSK 9 Story

SB21 Jesus' Friends Going to the Tomb
HSK 9 Story

SB20 Happy on Day 3
HSK 9 Story

SB11 Jesus' Bringing a Dead
Man Back to Life
HSK 9 Story

Optional Extra Wisemen Picture
HSK 9 Story