
Unit 6 Big Question and Answer Extra Craft

Coloring, Gluing and Sticking Activity

Craft Description

Children will color and decorate the number associated with the Big Question they are learning.

Supplies

White paper (cardstock is best)

Crayons, colored pencils, markers

Glue sticks

Small decorating items, such as glitter glue, colored paper dots (made with a hole punch), small fabric scraps, pom poms, sequins, small tissue or foil pieces, etc.

Preparation

1. Print out copies of the Big Question and Answer and the Number onto separate sheets of paper.
2. Cut out the circle around the number.
3. Set out coloring and decorating supplies.
4. Make an example of each card to show the children.

Directions


1. Show the children your example, telling them they are decorating and practicing the Big Question and Answer to go and tell their families and friends.
2. Have children first color their Big Question and Answer sheets,
3. Then have them use the additional decorating supplies to fill in the space around their number.
4. Glue the number in place.
5. Write child's name on card.
6. Allow cards to dry.

If you don't want to use the extra decorating supplies, just have the children coloring in their numbers and glue them in place on their Big Question and Answer sheet.


Practice Telling

Have the children practice holding up the Big Question and saying it. You can have fun with this by having the children mimic when you raise it up, how you say it, etc. a sort of Simon Says element.

How Did Bad Things Come to God's Good World?



Bad Things
Came through Sin!



Unit 6 Bible Verse Extra Craft: Romans 5:12

Bible Verse Craft: Sin Entered the World through One Man

Bible Verse: “Sin entered the world through one man, and death through sin, and in this way death came to all men, because all sinned.” Romans 5:12

Craft Description

Children will decorate a card that reminds them how sin came into the world.

Supplies

White paper, preferably cardstock
Number 1 Card Template
Glue Sticks
Sequins or Hole punch paper dots in various colors
Crayons or washable markers

Preparation

1. Print out the card template (2-sided format) onto paper (preferably cardstock).
2. Fold paper down middle to make into a card.
3. Set out supplies.
4. Make an example of the craft for the children to see.


Directions

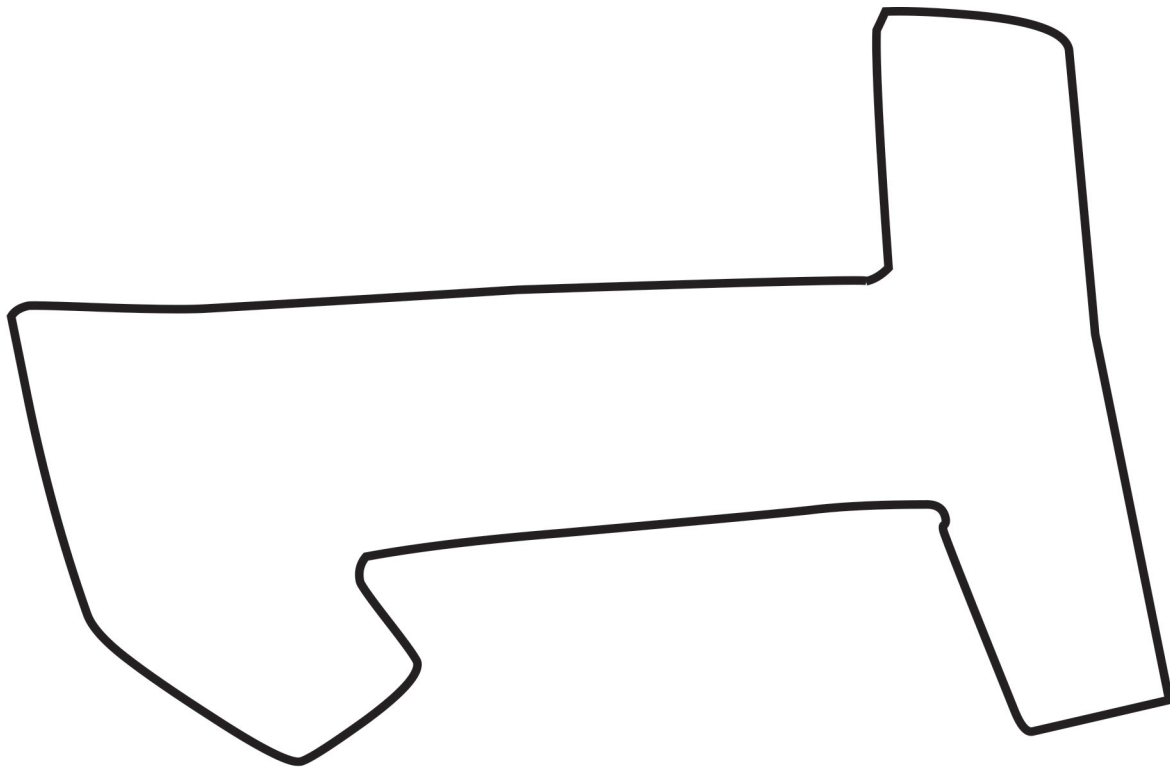
1. Show the children your example, telling them that they are making this so that can go and tell their parents and friends this week the Bible verse they are learning.
2. Have the children color in the boy with the world on the front of their card.
3. Then let them stick down the sequins/paper circles to fill up the 1 on the inside of the card.
4. Let the crafts dry, if necessary.

Practice Telling

Practice saying the Bible verse and holding up the card. You also can sing the Big Question 6 Bible Verse songs.

“Sin entered the world through...”





**...and death through sin,
and in this way death
came to all men, because all
sinned."**

Romans 5:12

**Thank you, God,
for sending Jesus to save us!**

MAN

The Case of the Terrible, Terrible Day Genesis 3-4 Jigsaw Puzzle Page

Make copies of picture and cut out into an appropriate number of pieces for your children.

Or, you can print out color versions of this puzzle by downloading it from praisefactory.org.

Bad things came into the world when Adam and Eve disobeyed God. But you know, we ALL sin. We all disobey God. And like Adam and Eve, we all deserve God's punishment! How sad! But that was not the end of the story, was it? God sent Jesus to beat Satan. Jesus took God's punishment for everyone who says sorry to God and trusts in Him to save them. That is such good news! And it can be good news for us... today! We can say sorry to God and turn away from our sins. We can trust in Jesus as our Savior. And what a wonderful beginning that will be! We will get to know Him in our hearts. Then one day, we will go to live happily with God forever.

