

---

## Unit 5 Big Question and Answer Extra Craft

---

### Coloring, Gluing and Sticking Activity

#### Craft Description

Children will color and decorate the number associated with the Big Question they are learning.

#### Supplies

White paper (cardstock is best)

Crayons, colored pencils, markers

Glue sticks

Small decorating items, such as glitter glue, colored paper dots (made with a hole punch), small fabric scraps, pom poms, sequins, small tissue or foil pieces, etc.

#### Preparation

1. Print out copies of the Big Question and Answer and the Number onto separate sheets of paper.
2. Cut out the circle around the number.
3. Set out coloring and decorating supplies.
4. Make an example of each card to show the children.

#### Directions

1. Show the children your example, telling them they are decorating and practicing the Big Question and Answer to go and tell their families and friends.
2. Have children first color their Big Question and Answer sheets,
3. Then have them use the additional decorating supplies to fill in the space around their number.
4. Glue the number in place.
5. Write child's name on card.
6. Allow cards to dry.


**If you don't want to use the extra decorating supplies, just have the children coloring in their numbers and glue them in place on their Big Question and Answer sheet.**

#### Practice Telling


Have the children practice holding up the Big Question and saying it. You can have fun with this by having the children mimic when you raise it up, how you say it, etc. a sort of Simon Says element.



Can You Tell Me  
What God Made?



God Made  
All Things Good!



---

## Unit 5 Bible Verse Craft: Genesis 1:1,31 Extra Craft

---

### World Collage

**Bible Verse: “In the beginning, God created the heavens and the earth...God saw everything that He had made, and behold, it was very good.” Genesis 1:1, 31**

#### Craft Description

Children will decorate a plate with pictures from creation, symbolizing the world.

#### Supplies

Dinner size paper plates, preferably the sturdy “Chinet” type, 1 per child needed

Bible Verse print out

Creation background picture

Crayons

Set of creation pictures OR foam shapes of trees, animals, stars, etc from nature and cotton balls (for clouds) or stickers

Glue sticks

#### Preparation

1. Print out the creation background picture, and a set of creation pictures per child. Cut out.  
OR set out the foam shapes and cotton balls OR set out stickers.
2. Print out copy of Bible verse, 1 per child. Glue Bible verse onto back of each paper plate.
3. Set out supplies.
4. Make an example of the craft for the children to see.

#### Directions

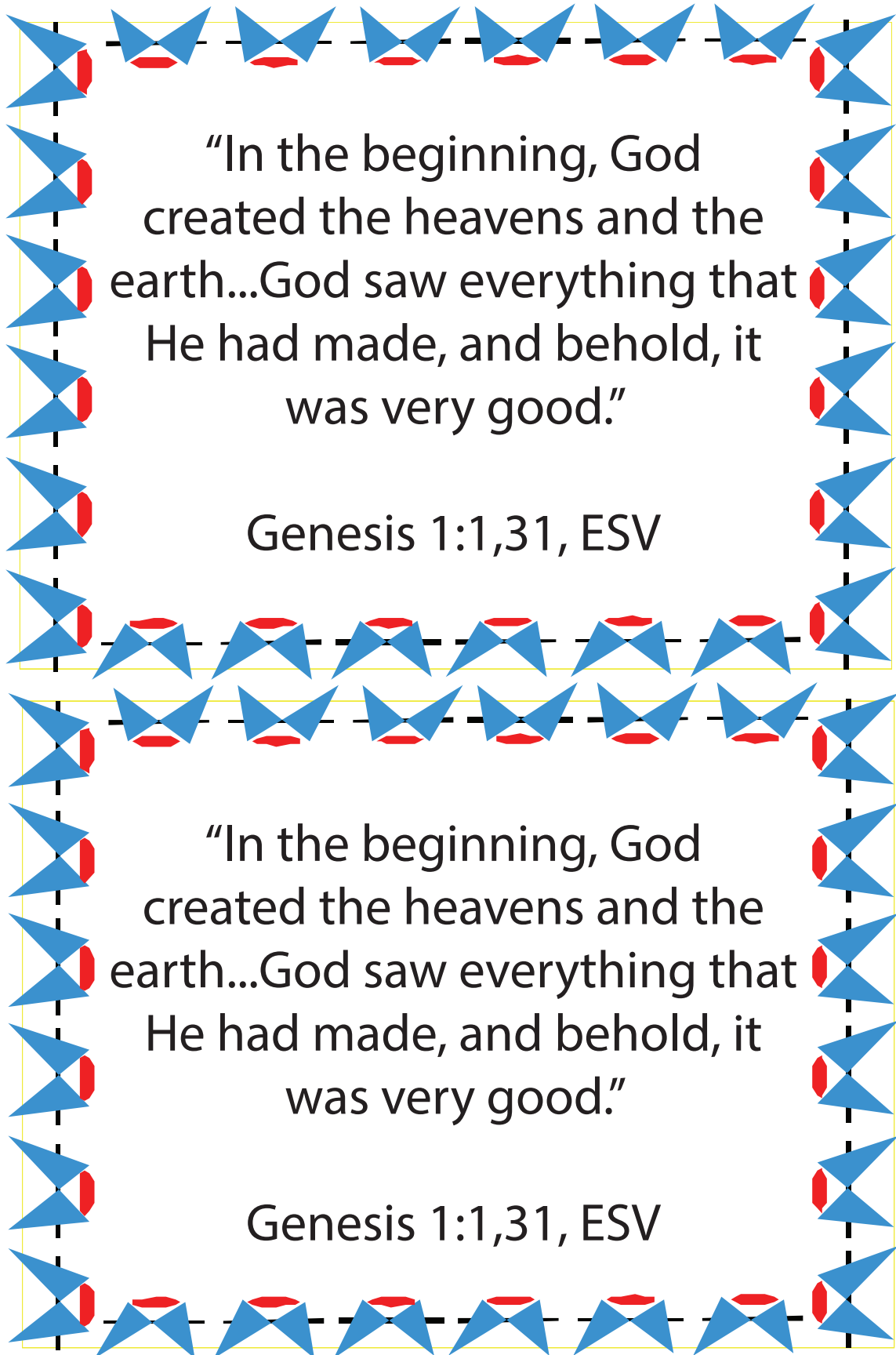
1. Show the children your example, telling them that they are making this so that can go and tell others this week the Bible verse they are learning.
2. Have the children color in the background sheet: sky, earth and sea (top to bottom).
2. Have the children stick the creation pictures or the foam shapes/cotton balls onto the plates.

#### Practice Telling

Practice saying the Bible verse and take turns pointing to some of the good things God made that the children glued on their plates. You also can sing the Big Question 5 Bible Verse songs.



Bible Verse print out



“In the beginning, God created the heavens and the earth...God saw everything that He had made, and behold, it was very good.”

Genesis 1:1,31, ESV

“In the beginning, God created the heavens and the earth...God saw everything that He had made, and behold, it was very good.”

Genesis 1:1,31, ESV



Creation Background









## The Case of the Wild and Wonderful Words Genesis 1-2 Jigsaw Puzzle Page

*Make copies of picture and cut out into an appropriate number of pieces for your children.*

*Or, you can print out color versions of this puzzle by downloading it from [praisefactory.org](http://praisefactory.org).*

Can you tell me what God made? God made all things good! There were no mistakes in anything. Everything was just exactly how God wanted it to be. It was ready for all His good plans! And to think: God created it all with nothing, but His powerful word!



