
Unit 14 Big Question and Answer Extra Craft

Coloring, Gluing and Sticking Activity

Craft Description

Children will color and decorate the number associated with the Big Question they are learning.

Supplies

White paper (cardstock is best)

Crayons, colored pencils, markers

Glue sticks

Small decorating items, such as glitter glue, colored paper dots (made with a hole punch), small fabric scraps, pom poms, sequins, small tissue or foil pieces, etc.

Preparation

1. Print out copies of the Big Question and Answer and the Number onto separate sheets of paper.
2. Cut out the circle around the number.
3. Set out coloring and decorating supplies.
4. Make an example of each card to show the children.

Directions

1. Show the children your example, telling them they are decorating and practicing the Big Question and Answer to go and tell their families and friends.
2. Have children first color their Big Question and Answer sheets,
3. Then have them use the additional decorating supplies to fill in the space around their number.
4. Glue the number in place.
5. Write child's name on card.
6. Allow cards to dry.

If you don't want to use the extra decorating supplies, just have the children coloring in their numbers and glue them in place on their Big Question and Answer sheet.

Practice Telling

Have the children practice holding up the Big Question and saying it. You can have fun with this by having the children mimic when you raise it up, how you say it, etc. a sort of Simon Says element.

How Does God
Want Us to Pray?

Every Night
and Day!



Unit 14 Bible Verse Extra Craft: Luke 18:1

Bible Verse Craft: Night and Day Plate

Bible Verse: “Always pray and do not give up.” Luke 18:1

Craft Description

Children will decorate a night and day paper plate to remind them to always pray, night and day.

Supplies

Bible verse and other word print outs
Sun and moon templates
Little foil star stickers, about 5 per child
One sturdy dinner size paper plates per child (Chinet-like type)
Aluminum foil
Blue, yellow and orange construction paper
Glue sticks

Preparation

1. Print out templates for moon and sun pieces. Print out Bible verse, 1 per child.
2. Cut moon out of aluminum foil, one per child.
3. Cut out circle of space out of blue construction paper.
3. Cut circle of sun out of yellow construction paper, 1 per child.
4. Cut rays of sun out of orange construction paper, 6 or 8 per child.
5. Print out the words “Night”, “Day”, “Always, always pray and do not give up.” Luke 18:1, one set per child. Cut out around words.
6. Set out glue sticks and other supplies.
7. Make an example of the craft for the children to see.

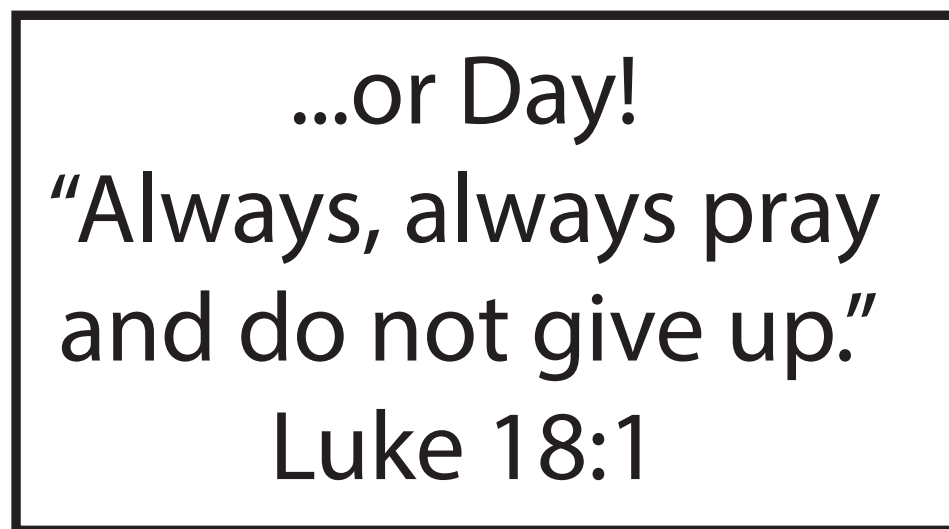

Directions

1. Show the children your example, telling them that they are making this so that can go and tell their parents and friends this week the Bible verse they are learning.
2. Have the children glue the blue “space” circle onto the back side of the plate. Then glue down the aluminum foil moon and the word “Night” on top of the blue. Give the children some sticker stars to finish off their night scene.
3. Have the children glue the sun to middle of the inside of the plate and then glue the rays along the outside of the plate.
4. Glue the words “OR Day....Always pray and do not give up.” on top of the sun.


Practice Telling

Practice saying, “Night” while you show the moon; then flip over, show sun and say “or Day, always pray and do not give up.”. You also can sing the Big Question 14 Bible Verse songs.

"Sun" template. Cut out of yellow construction paper




Words to be glued onto middle of sun.



Sun rays. Cut 6 -8 per child
Orange construction paper

Words to be glued onto blue space

Night...



"Space" template. Cut out of blue construction paper

The Case of the Man with the Big Teeth Daniel 6 Jigsaw Puzzle Page

Make copies of picture and cut out into an appropriate number of pieces for your children.

Or, can print out color versions of this puzzle by downloading from praisefactory.org

Daniel loved the LORD and lived for the LORD. He prayed to Him every night and day...and all the time in between! He prayed to the LORD even while his enemies watched. Daniel trusted in the LORD to take care of him. He kept on praying even when he was thrown into a pit with lots of growly, hungry lions. He didn't know how the LORD would rescue him, but Daniel trusted that the LORD would do what was best. And the LORD did! He sent an angel to shut the lions' mouths; He worked in the heart of the king. Soon, all of Babylon soon knew about the LORD, the one, true God, and were told to worship Him! The LORD wants us to pray to Him, too! He wants us to put our trust in Him and ask Him to help us through everything we go through. The LORD is faithful to those who put all their trust in Him, through Jesus. He will always do what is best. How good and great is the LORD!

