# Unit 7 Core Curriculum--ESV
# The Law-Giving God

Constance Dever ©2015

Curriculum for preschool and elementary age children,
training tools, music and other Resources
are available for download or to order at:
www.praisefactory.org

© 2015 Praise Factory Media all rights reserved. May be reproduced by licensed user for classroom purposes only.

This and many other resources are available online at www.praisefactory.org

Scripture quotations marked (NIV) are taken from the Holy Bible,
New International Version®, NIV®. Copyright © 1973, 1978, 1984 by
Biblica, Inc.™ Used by permission of Zondervan. All rights reserved worldwide.www.zondervan.com

Scripture quotations marked (ESV) are from The Holy Bible, English
Standard Version® (ESV®), copyright © 2001 by Crossway,
a publishing ministry of Good News Publishers. Used by permission. All rights reserved.

Scripture quotations marked HCSB are taken from the
Holman Christian Standard Bible®, Copyright © 1999, 2000, 2002, 2003, 2009
by Holman Bible Publishers. Used by permission. Holman Christian Standard Bible®,
Holman CSB®, and HCSB® are federally registered trademarks of Holman Bible Publishers.

# The Psalm Behind the Name

## Psalm 100

(v.1) Make a joyful noise to the Lord, all the earth!
(v.2) Serve the Lord with gladness!
Come into His presence with singing!
(v.3) Know that the LORD, He is God!
It is He who made us, and we are His;
We are His people, and the sheep of His pasture.
(v.4) Enter His gates with thanksgiving,
And His courts with praise!
Give thanks to Him; bless His name!
(v.5) For the Lord is good;
His steadfast love endures forever,
And His faithfulness to all generations.

May this curriculum help you to be manufacturers of noisy joy unto the Lord (v.1). To sing (v.2), to know (v.3), and to worship Him with thanksgiving and praise (v.4), that the witness of His great faithfulness might continue through all generations (v.5).

The Lord is amazing! He's not like anyone else!

Constance Dever
January 27, 2015

# Table of Contents


**Introducing the Praise Factory Family of Curriculum** 7
- The PFI Companion Resources 7
- About PFI 8
- Overview Chart of Units 9
- PFI Curriculum Basics 10
- Getting Started with Praise Factory Investigators 11
- Session Prep 13
- Learning More about the Praise Factory Investigators, by Resource 15
- PFI Activities with Descriptions 20
- Making the Curriculum Work for You

**Unit 7 Curriculum: The Law-Giving God** 21
- Unit 7 Overview 23
- List of Track Numbers for Unit 7 Music (ESV) 25

- Bible Truth 1: God's Laws Are Written in the Bible 27
- Overview 28
- Lesson Plan (for use with all three lessons) 29
- Lesson 1 Story and Resources 35
- Lesson 2 Story and Resources 65
- Lesson 3 Story and Resources 95

- Bible Truth 2: God Created Us Perfect Law Keepers, But We Are All Lawbreakers 125
- Overview 126
- Lesson Plan (for use with all three lessons) 127
- Lesson 1 Story and Resources 133
- Lesson 2 Story and Resources 161
- Lesson 3 Story and Resources 191

- Bible Truth 3: God Gave Us His Laws to Convict Us of Our Sin that We Might Be Saved 225
- Overview 226
- Lesson Plan (for use with all three lessons) 227
- Lesson 1 Resources and Story 233
- Lesson 2 Story and Resources 263
- Lesson 3 Story and Resources 293

- Bible Truth 4: Jesus Kept God's Laws Perfectly to Save God's People by His Grace 323
- Overview 324
- Lesson Plan (for use with all three lessons) 325
- Lesson 1 Story and Resources 331
- Lesson 2 Story and Resources 363
- Lesson 3 Story and Resources 393

- Bible Truth 5: The Heart of God's Law Is Love 419
- Overview 420
- Lesson Plan (for use with all three lessons) 421
- Lesson 1 Story and Resources 427
- Lesson 2 Story and Resources 457
- Lesson 3 Story and Resources 487

**VIPP Coloring Sheets** 519

## The PFI Companion Resources

While all the PFI resources are available for free download at praisefactory.org, many of the resources are available for purchase as hard copies, too.

There are three companion resources for each of the sixteen PFI units:

**PFI Unit Core Curriculum Book (ESV/NIV) --offered for each unit**
The PFI Core Curriculum books contain the curriculum introduction, lesson plan, stories and activities for each Bible Truth in a unit. There are three stories per Bible Truth: an Old Testament, New Testament and church history/missions story. All three reinforce the same Bible truth concept, but from a different perspective. Each story has its own set of eleven response activities.

**PFI Unit Songbook (ESV/NIV) --offered for each unit**
The PFI Unit Songbooks provide lead sheets and sign language for every song used in a unit. The audio music is available for download online at www.praisefactory.org.

**PFI Unit Prontos (ESV/NIV) --offered for each unit**
The PFI Prontos books provide all of the unit's take home sheets. They are offered separately from the rest of the curriculum because they are usually photo-copied. These take-home sheets include the key concepts, lyrics to the songs, the session story, some review questions, a prayer and an activity sheet.

All of these materials may be photocopied for non-commercial church, classroom or school use by licensed users.

## About the PFI Core Curriculum Book

This PFI Core Curriculum Book allows you to have the bulk of a unit's curriculum at your fingertips. It is a great way to get an overview of the curriculum and make decisions about which of the many resources offered for each session you want to use.

The only resources it does not include are those found in the PFI Songbook (large format lyric sheets, the lead sheet music and the sign language); and, the PFI Prontos.

The core curriculum for most units is contained in one book. A few of the very large units (with more than 6 Bible Truths) will be split into several volumes.

## Other Praise Factory Resources

PFI: Praise Factory Investigators is the third in a family of three, inter-related curriculums:

- Hide 'n' Seek Kids (focus group: ages 2-4; adaptable range: ages 2-pre-K 5's)
- Deep Down Detectives (focus group: ages 4--6's; adaptable range: ages 3-2nd grade)
- PFI: (focus group: grades K-5th grade; adaptable range: pre-K 5's-6th grade)

Each curriculum teaches the same biblical themes, but present them in greater depth as the children grow and develop. Together, the curriculums work like an expanding spiral of truth that returns to reinforce the same truths with each curriculum, while leading the children to deeper understanding with each step up.

Learn more about these curriculums as well as other resources and ideas for reaching children with the gospel at: www.praisefactory.org.

# About Praise Factory Investigators (PFI)

**written for K-5th grade**
**can be used with pre K - 6th grade**

In K-5th grade, the children take part in Praise Factory Investigators—the "mother ship" curriculum that gives name to the whole family of curriculum.

## Curriculum Overview

Praise Factory Investigators is the third of the Praise Factory family of curriculums and is most suitable for kindergarten- grade 5 (ages 5-11). Like the other two Praise Factory curriculums, PFI is built around sixteen, theological themes, each framed in the form of a Big Question and Answer.

The sixteen themes form sixteen units of Bible truths which help the children understand the theme. There are a total of 104 Bible truths taught in the whole curriculum. Three sessions of curriculum are spent on each of these 104 Bible truths: one Old Testament lesson, one New Testament lesson and one "Story of the Saints" lesson (a Christian from church history, missions or today). This gives the children three sessions to dwell on the same Bible truth, but also see its enduring truth from three different perspectives.

In keeping with its detective-ish name, each story in PFI is presented as a case to solve. Each case begins with two questions for the children to find answers to as they listen. At the end of the story-telling, the children will be asked to solve the case and answer the questions.

The resources available for each session's lesson are robust and expansive. They include a fully-scripted lesson plan, story, and eleven different reinforcement activities from which to choose.

An overview chart of the Theme/Big Question units and keys aspects of the curriculum follow. Then, we will to look at the curriculum in more depth.

| | PRAISE FACTORY UNIT | THEOLOGICAL THEME |
|---|---|---|
| **1** | Unit 1: The God Who Reveals Himself<br>Big Question: How Can I Know What God Is Like?<br>He Shows Me What He's Like! | Revelation |
| **2** | Unit 2: God's Wonderful Word, the Bible<br>Big Question: What's So Special about the Bible?<br>It Alone Is God's Word! | The Bible |
| **3** | Unit 3: The Good News of God<br>Big Question: What Is the Gospel?<br>Salvation through Faith in Christ! | The Gospel |
| **4** | Unit 4: The God Like None Other<br>Big Question: Can Anybody Tell Me What the LORD Is Like?<br>He's Not Like Anyone Else! | The Attributes of God |
| **5** | Unit 5: God, the Good Creator<br>Big Question: Can You Tell Me What God Made?<br>God Made All Things Good! | Creation |
| **6** | Unit 6: God, the Just and Merciful<br>Big Question: How Did Bad Things Come to God's Good World?<br>Bad Things Came through Sin! | The Fall |
| **7** | Unit 7: The Law-Giving God<br>Big Question: What Are God's Laws Like?<br>God's Laws Are Perfect! | God's Laws |
| **8** | Unit 8: The God Who Loves<br>Big Question: What Is God's Love for His People Like?<br>It's More than They Could Ever Deserve! | God's Enduring Love for His People |
| **9** | Unit 9: Jesus Christ, Immanuel, God with Us<br>Big Question: What Did Jesus Come to Do?<br>Jesus Came to Bring Us to God! | Jesus, the Son of God |
| **10** | Unit 10: The Holy Spirit, the Indwelling God<br>Big Question: What Does the Holy Spirit Do in God's People?<br>He Changes Their Heart! | The Holy Spirit |
| **11** | Unit 11: The God Who Saves<br>Big Question: How Can We Be Saved?<br>It's God's Free Gift! | Salvation |
| **12** | Unit 12: God's People Live for Him<br>Big Question: How Should God's People Live?<br>They Should Live Like Jesus! | Discipleship |
| **13** | Unit 13: The Sustaining God<br>Big Question: Why Do God's People Keep Believing in Him?<br>It is God's Sustaining Grace! | Perseverance of the Saints |
| **14** | Unit 14: The God Who Delights in Our Prayers<br>Big Question: How Does God Want Us to Pray?<br>Every Night and Day! | Prayer |
| **15** | Unit 15: God's People Gather Together<br>Big Question: Why Do God's People Go to Church?<br>To Worship God and Love One Another! | The Church |
| **16** | Unit 16: Jesus, the Returning King<br>Big Question: What Will Happen When Jesus Comes Back?<br>God Will Make Everything New! | The Return of Christ |

## Praise Factory Investigators Curriculum Basics

| | |
|---|---|
| **Focus Age Range:**<br>**Useful Age Range** | **K-5th grade**<br>**pre-K 5's to 6th grade** |
| **Number of Units** | **16 (one per Theme)** |
| **Number of Bible Truths included in the 16 Units (Themes)** | **104 in all**<br>**(3 to 14 per unit)** |
| **Number of Lessons for each of the 104 Bible Truths** | **3 lessons** |
| **Stories per Bible Truth** | **3 Stories:**<br>**1 Old Testament Story**<br>**1 New Testament Story**<br>**1 Story of the Saints (Church History/Missions)** |
| **Bible Verse per Bible Truth** | **1 Bible Verse** |
| **Resources/Activities for each Lesson** | • **Fully Scripted Lesson Plan**<br>• **Story**<br>• **Big Question, Bible Verse, Hymn Songs**<br>• **Craft**<br>• **Story Review Games**<br>• **Hymn Singing and Sign Language Activity**<br>• **Bible Verse Games**<br>• **ACTS Prayer** (Adoration, Confession, Thanksgiving, Supplication)<br>• **Custom Discussion Sheets to Go with Every Activity**<br>• **Story-related Snack**<br>• **VIPP (Very Important Prayer Person) Prayer Activity**<br>• **Take Home Sheets for Each Lesson** |
| **Total Amount of Curriculum** | **6 years** *(if you use all 3 lessons)* |
| **Adaptability** | • **can be adapted to 1-3 lessons per Bible Truth, though you will lose stories if you do cut it down**<br>• **great for Sunday School, "Children's Church", Wednesday and Sunday evening programs, schools and Vacation Bible School** |

## Getting Started with Praise Factory Investigators

### Get It

Order the **Praise Factory Tour: Extended Version** (or follow along on the website in the Tour section). It is going to be your easiest, most visual way to learn about this curriculum. Order/download the **Praise Factory Investigators ESV or NIV Unit Core Curriculum**, **Praise Factory Investigators ESV or NIV Unit Songbook, and the Praise Factory Investigators ESV or NIV Unit Prontos,** for Unit 1, or whichever unit you want to do.

### Tour It....Three Times

**1**

**1. Read through the whole Praise Factory Tour book once.**
Learn how the Praise Factory family of curriculum is related to each other. Pay special attention to the section on Praise Factory Investigators.

**2**

**2. Go back and read through just the section on Praise Factory Investigators in the Tour book again.**

**3**

**3. Now go back and read the Praise Factory Investigators section of the Tour book a third time, only this time, get out your curriculum books: Praise Factory Investigators ESV or NIV Unit Core Curriculum**, **Praise Factory Investigators ESV or NIV Unit Songbook, and the Praise Factory Investigators ESV or NIV Unit Prontos and follow along.**
This will help see how the curriculum flows and where to find each of the resources visualized in the Tour Book.

### Take Note

A few things to notice about the curriculum:
1. The resources for every Bible Truth **always include the same set of resources and are always presented in the same order.** Get to know the resources of one Bible Truth and you know them for all.
2. There is one Bible verse, but three stories for each Bible Truth: **an Old Testament, a New Testament, and a Church History/Missions story.**
**3. The Unit Core Curriculum** has **almost** everything your teachers will use in the classroom. Notice that there is only lesson plan used for all three lessons for each Bible Truth. That's because the basic Bible truths are the same. Stories, questions, and activities for each lesson are different, of course. These difference are clearly noted, as you can see if you look through the lesson plan.
**4. The Songbooks** are more than just books of lyrics and sheet music for the unit. They also **contain the sign language signs that the songs activities use.**
**5. The Prontos** are **designed to be the take home sheets for each lesson**. However, **some people like to teach from it**. It has the Bible Truth and Bible verse, the story text, a few questions, the lyrics to the songs, and an ACTS prayer. If you download a couple activities from the website, then you have all you need for a basic teaching session...in a much smaller package.

### Choose What You'll Use

Not everyone will want or will need or will be able to do all of the curriculum, as written. So much depends upon your kids, your teachers, your space, your time and your teaching goals. There are a ton of activities and pretty much no one, except our church (CHBC for whom this curriculum is written for, does all of the activities). This means you need to think about what fits you best. Ideas for how to choose what to use for various situations are included in the "More Details" section of this chapter.

### Ready to Rip?



Chances are, you will be make copies of the curriculum for your teachers. You may want to keep your books intact and photocopy right from the book. However, if you are using a lot of activities and distributing them to a number of teachers, you may find taking the resources out of the book completely and copying them that way. Will save you a lot of time. Just make sure to clip your originals together with a binder clip to get them in good shape and ready for you next time you use them.

## Getting Started with Praise Factory Investigators, continued

### Bind It So They Can Find It

Once you've chosen what you want to use, make copies and put them in binders. Separate each lesson's materials with labeled tab dividers so that the teachers will be able to find the resources they need for each session. We like to put a few extra aids in the binder in the back: such as classroom management tips; what our teachers should do if they need a substitute teacher; and, where to find certain supplies they will need.

### Download It

Download the **zip file of unit songs** from the website. A pdf of the track numbers is also included.

### Make It... Before You Get Started

There is a set of resources you will be glad you made ahead of time: the games! The Praise Factory Investigators curriculum is a very active curriculum, with a number of different games suggested each lesson. The good news is that they are used in a rotation throughout the curriculum. That means, once you make these games, you store them and use them over and over (and for years to come!).

While you only need to make whatever games you choose to use with each lesson, **I would highly suggest you make all the games before you start using the curriculum and then storing them.** Get the prep work over with at the beginning and coast your way through years of enjoyment!

**Store them in ziploc bags or baskets** and pull them out when needed. So simple! Your teachers will love how easy it is to have an engaging learning session with so little work for them to do! And happy teachers are repeat teachers! **A full list of the games and the supplies needed to make them can be found in the "More Details" section of this chapter or in the Praise Factory Investigators Curriculum section online.**

### Protect and Store It

This is a curriculum that keeps on giving, year after year. If you do a good job of storing the curriculum it will serve your church well and at little cost for many years. We store the resources for each unit in **manilla envelopes and magazine storage boxes.**

### Learn More

**There are many more resources online that may help you customize the curriculum** to fit your learning situation. These are listed online in the Praise Factory Resources section, as well as in the Getting Started Section.

Two you might especially want to look at are:

- **From the Ground Up** (Making a Great Start in Children's Ministry and with the Praise Factory Family of Curriculum)
- **Classroom Management Suggestions for Elementary School Age Children**

These are available for download or to order through amazon.com

### See It in Action

visit us in Washington, D.C.

**Three times a year** (the third Saturday/Sunday of March, May and September), we hold a **free lunch, learn-and-look workshop and observation time here at Capitol Hill Baptist Church in Washington, D.C.**

On the Saturday, we gather for lunch and talk philosophy, child protection policy, encouraging parents, dealing with discipline issues, etc. and, of course, curriculum. After finishing up our group session, we are happy to talk to individual churches about their particular situation.

Then, on Sunday, we offer an opportunity to see Praise Factory Investigators as well as the other Praise Factory curriculum in action in our classes. The registration form for these workshops can be found on the Praise Factory website.

## Session Prep (especially good for newbies!)

### Pray!

Pray for the Holy Spirit to be at work in your heart and in the children's hearts.

### Review

1. If new to the curriculum, look at the previous **Getting Started with Praise Factory Investigators section of this book** (p.11) It will be especially helpful to read through the Praise Factory Investigators section of **The Praise Factory Tour: Extended Version Book.** This will be a visual way to understand what goes on in the classroom.
2. Notice that there is only lesson plan used for all three lessons for each Bible Truth. That's because the basic Bible truths are the same. Stories, questions, and activities for each lesson are different, of course. These difference are clearly noted, as you can see if you look through the lesson plan.
3. Flip through the resources for a particular Bible Truth. The resources offered for every Bible Truth are always the same and they are always ordered in the same order.

### Look through and Learn the Lesson



Read over **lesson plan**. Learn the flow of the lesson. Read through the key concepts. You might want to look at the Bible Truth Discussion Sheet. It takes the key concepts of the Bible Truth and puts it in discussion questions. Some of the questions and answers might be helpful to have in your head before teaching the children.

### Let There Be Music

Download the music and listen to the songs. Choose which of the songs you will use with the children. Practice the sign language, if you are using it. If using live musicians, make sure they have the sheet music from the Praise Factory Investigators Unit songbook.

### You've Got a Story to Tell!

1. Read the Bible verses and the story, itself. Pray!
2. Create story cue cards on index cards (or highlight text).
3. Practice telling story dramatically, timing your presentation Shorten, if necessary to fit your allotted time.
4. Decorate area with story props that help bring your story alive.

### Prepare Any Activities

Choose the activities you want to use. Bear in mind your time frame as well as the developmental abilities and attention span of your children as you decide what/how many to prepare. Look over the Discussion Question Sheet that goes with your activity. Choose a few questions you might use to spark discussion with the children. Prepare any craft, snack or game for your class.

### Let Them Take It with Them

Make copies of the take home sheet.

### Store It

After your session is over, collect the resources and store them for future use. This curriculum can be used over and over for years to come.

## Learning More about the Praise Factory Investigators, by Resource

The extra-depth information starts here! Follow along in the Core Curriculum, Songbook and Pronto Books for Unit 1 (or another unit) as you read below. **We will be describing curriculum elements in the order they appear in the lesson plan. But first, here's a reminder of how a Praise Factory Investigators session is structured:**

**Session Format: Regular Classroom or Large Group/Small Group Format**

The PFI curriculum can be used in a regular classroom setting, in which all the children participate in the same activities at the same time; or, in a large group/small group format, in which the children gather together for opening activities and the story, then split up into small groups, each with their own activity, and finally coming back together for each group to make a presentation to the other children (or to the parents) at the end of session. Small groups alternate to a different activity each lesson for variety. Each PFI session follows the same three-part format, as described here:

**Session Overview**

Each PFI session follows the same three-part format, as described here:

**PART 1: GETTING STARTED**

A time to welcome the children to the class, introduce the class rules and the "Big Question and Answer" (and related songs) of the theological theme they are studying.

**PART 2: DIGGIN' DEEP DOWN**

The Bible truth (and related songs) is introduced. The Case Questions are revealed, the Bible story told, then the Case Questions answered. The teacher closes with an ACTS prayer (A prayer including **A**doration, **C**onfession, **T**hanksgiving, and **S**upplication related to the Bible truth they are learning.)

**PART 3: TAKING ACTION**

The children participate in the response activities chosen for the day and (if desired), presenting what they've learned to each other or to parents at the end of the session. Teachers give out take home sheets as children are dismissed.

**Session Length**

The resources for each PFI session-- as described in the lesson plan--are designed for a 60 to 90 minutes session. However, they can be easily shaped for you to tailor them to fit a shorter or longer session.

## PFI Activities with Descriptions *(in order of use in curriculum)*

**PFI Activities, by Section**

Ok, now let's look at all of the activities included in each Praise Factory Investigator session, in order of use. You can, of course, choose which ones you want to include (or not include) in your own classroom.

**Remember! Get out your resources and follow along!**

### PART ONE: Getting Started (Welcome and Opening Songs)

A time to welcome the children to the class, introduce the class rules and the Big Question and Answer (and related songs) of the theological theme they are studying.

**Welcome to Praise Factory:** PFI: Praise Factory Investigators Theme Song
PFI begins with the **Praise Factory Investigators Theme Song**--a detective-sounding song that introduces the idea of digging down in the truths of God's Word for answers to our Big Questions about God. Found on the PFI Unit Songs along with all the other songs. These songs are all downloadable off of the Praise Factory website.

**Rules to Help Us Worship God and Love One Another:**
**The WoGoLOA Classroom Rules Song**
WoGoLOA stands for Worship God and Love One Another--the two things we hope to help the children do during the PFI session. This song reminds the children of ways they can act to help all worship God and love one another. *(PFI Unit Songs)*

**Big Question Under Investigation:** Big Question & Answer and Songs
The Big Question and Answer for the unit (theological theme) are introduced. There are two Big Question songs to help the children remember the Big Question and Answer and what it means. The Big Q & A song is an adapted familiar nursery song/folk song which simply states the Big Question under Investigation and its answer. The Big Question Song is a new song especially written to help the children remember not just the Big Question and Answer, but what it means. *(PFI Unit Songs)*

**Big Question Bible Verse:** Bible Verse and Song
Each unit has a Bible verse that is central to the theological theme. This verse has been set to music to help the children remember it. *(PFI Unit Songs)*

## PFI Activities with Descriptions *(in order of use in curriculum)*

### PART TWO: Digging Deep Down (Key Bible Truth Concepts and Story)

With the unit's theological theme introduced, the session now turns to digging deeper down into the theological theme by looking at one particular aspect (Bible Truth) of the theme.

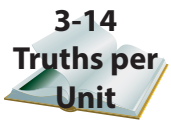


**Bible Truth:**
Each unit has from three to fourteen Bible Truths. Each Bible truth is studied for three lessons. There are 104 Bible Truths in the whole curriculum.

**Bible Truth Hymn:**
One or more verses of a hymn that tie into the Bible Truth can be introduced at this point in the session. It also is offered in Part Three as a response activity with a complete set of discussion questions, sign language and a song game. *(PFI Unit Songs)*

**Bible Truth Bible Verse**:
Each Bible Truth has a Bible verse that is central to the concept. This verse has been set to music to help the children remember it. The song can be introduced now, but it also offered in Part Three as a response activity with a complete set of discussion questions, sign language and a song game.
*(PFI Unit Songs)*

**Extra Bible Truth Bible Verse Song:**
Sometimes an extra Bible verse song is suggested. The words for this song are included in the response activities along with sign language. It can be used here or as a response activity.
*(PFI Unit Songs)*

**Bible Truth Story: (Old Testament, New Testament, or Story of the Saints)**
There is an Old Testament, New Testament and Story of the Saints story for each Bible Truth. The Old Testament or the New Testament story leads, followed by the Story of the Saints, then ending with the story from the other Testament. In keeping with the detective feel of PFI, each story is called a case and is introduced with two questions for the children to solve as they listen to the story. After the story is read, the teacher asks the children again and together they solve the case.

**Part Two: Digging Deep Down** ends with prayer and dismissal to response activities.

## PFI Activities with Descriptions *(in order of use in curriculum)*

### PART THREE: Taking Action (Response Activities to Choose from)

The children participate in the response activities chosen for the lesson; and (if desired), present what they've learned to each other or to parents at the end of the session. There are eleven different activities from which to choose. How many a teacher uses depends upon how much time you have and on whether you choose for everyone to do the same activities or whether you will split up into small groups and each do a different activity. A description of each activity follows.

**Snack (and Discussion Planner):**
A snack that includes food mentioned in the story or looks like something from the story, along with a description of how it ties into the story. Always feel free to modify the snack, being sensitive to food allergies. The snack sheet also includes a discussion planner to write down the questions you want to ask the children as they enjoy their snack. A question about the snack is included as the first discussion question.

**ACTS Prayer:**
In Praise Factory, the children learn the "ACTS" format of prayer. "A" is for Adoration (Praising God for who He is); "C" is for Confession (Saying sorry to God and turning from our sins); "T" is for Thanksgiving (Thanking God for His provisions); and, "S" is for Supplication (Asking God to supply our specific needs). Try to at least weave the Big Idea/Scripture Verse into A, C, T, or S, if not all four. Suggested ACTS applications for each Bible Truth are included on the ACTS prayer sheet.

Younger children can usually think up at least a related "Adoration" and a "Thanksgiving" related to the Bible Truth, while older children can usually think up a connection to all four. This is a wonderful way for them to expand their understanding of who God is, who we are as sinners, what we can thank God for and what we should ask of Him. It is also of great benefit to families who can easily apply this format to their own family devotions and prayer times.

**Story Review and Game:**
This activity includes discussion questions to understand and a game to reinforce the story.

***End of session presentation option:*** Have children read some of their discussion questions for the other children to answer.

**Bible Truth Review and Game:**
This activity includes discussion questions to understand and a game to reinforce the Bible Truth.

***End of session presentation option:*** Have children read some of their discussion questions for the other children to answer.

## PFI Activities with Descriptions *(in order of use in curriculum)*

**Bible Truth Hymn:**
This activity is one or more verses from a hymn which relates to the Bible Truth being learned. It includes discussion question for understanding the hymn, sign language of key words, and a song game that can be used with the song and the sign language. The audio and sheet music is available for download on the Praise Factory website.

***End of session presentation option:*** Have children sing and sign their song and teach it to the other children.

**Bible Verse Review and Game:**
This activity includes discussion questions to understand and a game to reinforce the Bible Verse.

***End of session presentation option:*** Have children read some of their discussion questions for the other children to answer.

**Bible Verse Song:**
Every PFI Bible verse has been set to music. This song can be used along with the Bible Verse Review discussion questions, listed in the previous activity. Sign language of key words and a song game that can be used with the song and the sign language are also included. The audio and sheet music is also available on the website for download.

***End of session presentation option:*** Have children sing and sign their song and teach it to the other children.

**Case RePlay, Jr: Drama Activity for Youngest Children** (children do same story actions together)
This is a simpler drama activity in which the teacher leads all the children in doing the same actions as she retells the story.

***End of session presentation option:*** Have the children act out the story for the others to watch.

**Case RePlay, Sr: Drama Activity for Most Children** (children re-tell story with individual parts)
This is a more involved drama activity in which each child acts out a particular role as the teacher retells the story.

***End of session presentation option:*** Have the children act out the story for the others to watch.

**Craft:**
This craft activity includes discussion questions to help the children understand the significance of what they are making.

***End of session presentation option:*** Have children read some of their discussion questions for the other children to answer.

## PFI Activities with Descriptions *(in order of use in curriculum)*

**VIPP (Very Important Prayer Person) Prayer Time, Coloring Sheets and Game**

VIPP stands for Very Important Prayer Person. The VIPP Group learns about a VIPP—a Very Important Prayer Person—from your church. This activity really has nothing to do with the Bible Truth or the story. Instead, it is an opportunity to help the children know more about and pray for church leaders and missionaries. VIPPs should include elders, deacons, supported workers, and church staff. However, your church may not have many VIPPs of this kind. Feel free to use special volunteers (such as Sunday School teachers or the pianist) and other regular church members as VIPPs. It never hurts for children to get to know everyone in their church and pray for them! There is a fill-in-the-blank questionnaire that you can use to get information about the VIPP to share with the children. Or, you also can invite the VIPP to the class. There is a game and a set of coloring sheets (called Clue Cards) that you can use to help the children remember what they've learned about the VIPP. This activity ends with praying for the VIPP. The coloring sheets are set up as a take-home activity that they can use to teach and pray with their parents for the VIPP.

***End of session presentation option:*** Have children tell about the VIPP and lead the class in praying for him (kids or the teacher can pray, as desired.)

### TAKING IT HOME: The PFI Pronto

A take home booklet, called the PFI Pronto, is available for each lesson. It includes the key concepts, lyrics and track numbers for the songs, the story, and a few review questions is available online with the Praise Factory resources.

### MAKING THE CURRICULUM WORK FOR YOU

Any curriculum is at best just a beginning for making a good fit with your teachers and children. The sooner you can think of its resources as tools in your toolbox and less like an immovable structure, the better. There are so many resources available with this curriculum that it leaves you with many options besides what is laid out in the lesson plans. Take the lesson plans and a big, red marker and start crossing out or shifting around activities. Think about what your children and teachers are used to already and what works well. If possible, you might want to try to make these resources fit into that format before you try to change everything. Some use the PFI curriculum just as Sunday School or children's church materials. Others use part of the resources during Sunday morning classes and use the other resources in the same lesson in the Sunday evening program. Still others use it for Vacation Bible School. No doubt you will come up with yet other uses.

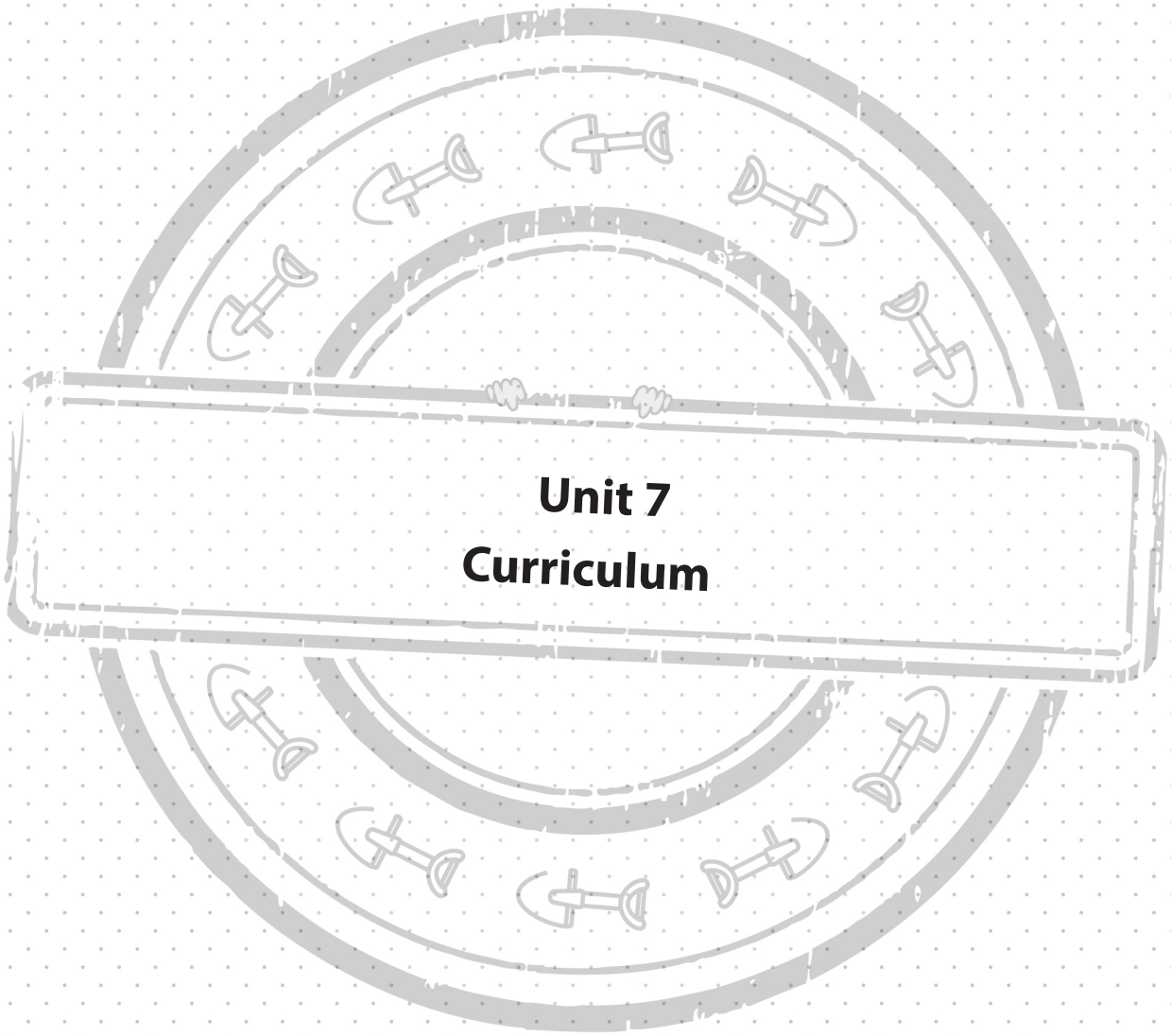

# Unit 7
# Curriculum

# UNIT 7: THE LAW-GIVING GOD

## UNIT OVERVIEW

God is our Creator and our king. He gave us good laws to live by. God commands us to keep His laws. They are how He wants us to live because they reflect His righteousness: His perfect love, goodness and fairness. And, they are the best way for us to live. God's laws are wonderful, but none of us obey them as we should since we are all sinners. We will always need a Savior to please God. We will never be able to do it by keeping God's laws on our own.

## UNIT BIBLE VERSE: Psalm 19:7, 9,10, 11

"The law of the Lord is perfect, reviving the soul; the rules of the Lord are true, and righteous altogether. More to be desired are they than gold, even much fine gold; (sweeter also than honey and drippings of the honeycomb. Moreover, by them is your servant warned;) in keeping them there is great reward."

## BIG QUESTION UNDER INVESTIGATION: What Are God's Laws Like?

## ANSWER: God's Laws Are Perfect...

**BIBLE TRUTH 1: God's Laws Are Written in the Bible**

The Case of the Invisible Hand *Genesis 15:12-19; Exodus 19-24 OT*
The Case of the Clever Cloth Cloister *Story of the Saints*
The Case of the Lousy, Little Laws *Matthew 14-15; Mark 7 NT*
Bible Verse: Deuteronomy 5:1,6-21, ESV

**BIBLE TRUTH 2: God Created Us as Perfect Law Keepers, But We Are All Lawbreakers**

The Case of the Great Griever *OT*
*Genesis 1-2, 6-9; Matthew 24:37-39; Luke 17:26; Hebrews 11:7; 1 Peter 3:10; 2 Peter 3:3,4*
The Case of the Hole Under the Stairs *Story of the Saints*
The Case of the Tiny Terror *Luke 18:35-19:11 NT*
Bible Verse: Psalm 14:2-3, HCSB

**BIBLE TRUTH 3: God Gave Us His Laws to Convict Us of Our Sin, That We Might Be Saved**

The Case of the Colossal Clean-up *OT*
*Exodus 20, 24; Leviticus; 2 Chronicles 28-30; 1 Kings 6-7; 2 Kings 16-18; Isaiah 7-9*
The Case of the Robber's Riches *Story of the Saints*
The Case of the Convicting Convict *Matthew 3,4,5,14; Mark 6:14-29; Luke 3,2 NT*
Bible Verse: Isaiah 55:6-7, ESV

**BIBLE TRUTH 4: Jesus Kept God's Law Perfectly So By His Grace He Could Save God's People**

The Case of the Torn Curtain *Exodus 25-31, 35-40; Leviticus; Numbers OT*
The Case of the Persistent Snowstorm *Story of the Saints*
The Case of the Goat-Lamb Man
*Leviticus 16; Matthew 27; Mark 15; Luke 2:8ff;23; John 19; Hebrews NT*
Bible Verse: Romans 3:19-24, ESV

**BIBLE TRUTH 5: The Heart of God's Law Is Love**

The Case of the Two-Faced Lover *Ezra, Nehemiah, Malachi OT*
The Case of the Bold Bridge-Builder *Story of the Saints*
The Case of the Shema and the Scribe *Luke 10:24-37 NT*
Bible Verse: Matthew 22:37-40, ESV

# PFI ESV SONGS 7 TRACK NUMBERS

This is a listing of all songs mentioned in the unit curriculum. You may or may not choose to use all of the songs. They are listed in easy-reference order--NOT in the order used in the curriculum.

You may choose to simply burn a CD/load them onto an mp3 device in this order. Or, you may want to do what we do: choose the songs we want to use and create a playlist of them in that order. Then, we burn a CD/upload the playlist onto an mp3 device. A teacher only has to click forward to the next song, instead of hunting for the right track. The track number have been included as part of the title of each song, teachers will still have a reference to the track number listed in the curriculum (same as those listed below), even if you change the order on your customized playlist.

**Why the Extra Songs?**
PFI is a curriculum used by a wide age-span of kids. Sometimes one of the other songs is a better fit for your kids. Or, you may simply want to teach them more songs on the same Bible Truth. Use as many or as few as you want.

1 PFI Theme Song
2 WoGoLOA Rules Song

**UNIT 7: THE LAW-GIVING GOD**
3 Big Q and A 7 Song
4 Big Question 7 Song: What Are God's Laws Like?
5 Unit 7 Bible Verse: The Law of the LORD Psalm 19:7 ESV
*6 Unit 7 Extra Bible Verse: The Law of the LORD Is Perfect Psalm 19:7, 9,11 ESV (full version)*
*7 Unit 7 Extra Bible Verse: The Law of the LORD Is Perfect Psalm 19:7, 9,11 ESV (short version)*

**Bible Truth 1: God's Laws Are Written in the Bible**
8 Hymn: The God of Abraham Praise, v.2
9 Bible Verse: Hear, O Israel Deuteronomy 5:1,6-21, ESV *(full version)*
*10 Extra Bible Verse: Hear, O Israel Deuteronomy 5:1,6-21, ESV (short version)*

**Bible Truth 2: God Created Us as Perfect Law Keepers, But We Are All Lawbreakers**
11 Hymn: At the Cross. v.2
12 Hymn: At the Cross. v.3
13 Bible Verse: The LORD Looks Down Psalm 14:2-3, HCSB
*14 Extra Bible Verse: All We Like Sheep Isaiah 53:6, ESV*

**Bible Truth 3: God's Laws Convict Us of Sin That We Might Be Saved**
15 Hymn: Breathe on Me, Breath of God, v.1
16 Bible Verse: Seek the Lord Isaiah 55:6-7, ESV

**Bible Truth 4: Jesus Kept God's Law Perfectly To Save God's People by His Grace**
17 Hymn: Amazing Grace, v.1
18 Hymn: Amazing Grace, v.2
19 Bible Verse: For Christ Suffered Once for Sins 1 Peter 3:18, ESV
*20 Extra Bible Verse: Now We Know Romans 3:19-24, ESV*
*21 Extra Bible Verse: By Works of the Law Romans 3:20-23, HCSB*

**Bible Truth 5: The Heart of God's Law Is Love**
22 Hymn: Take My Life and Let It Be, v.1
23 Bible Verse: Love the Lord Matthew 22:37-40, ESV

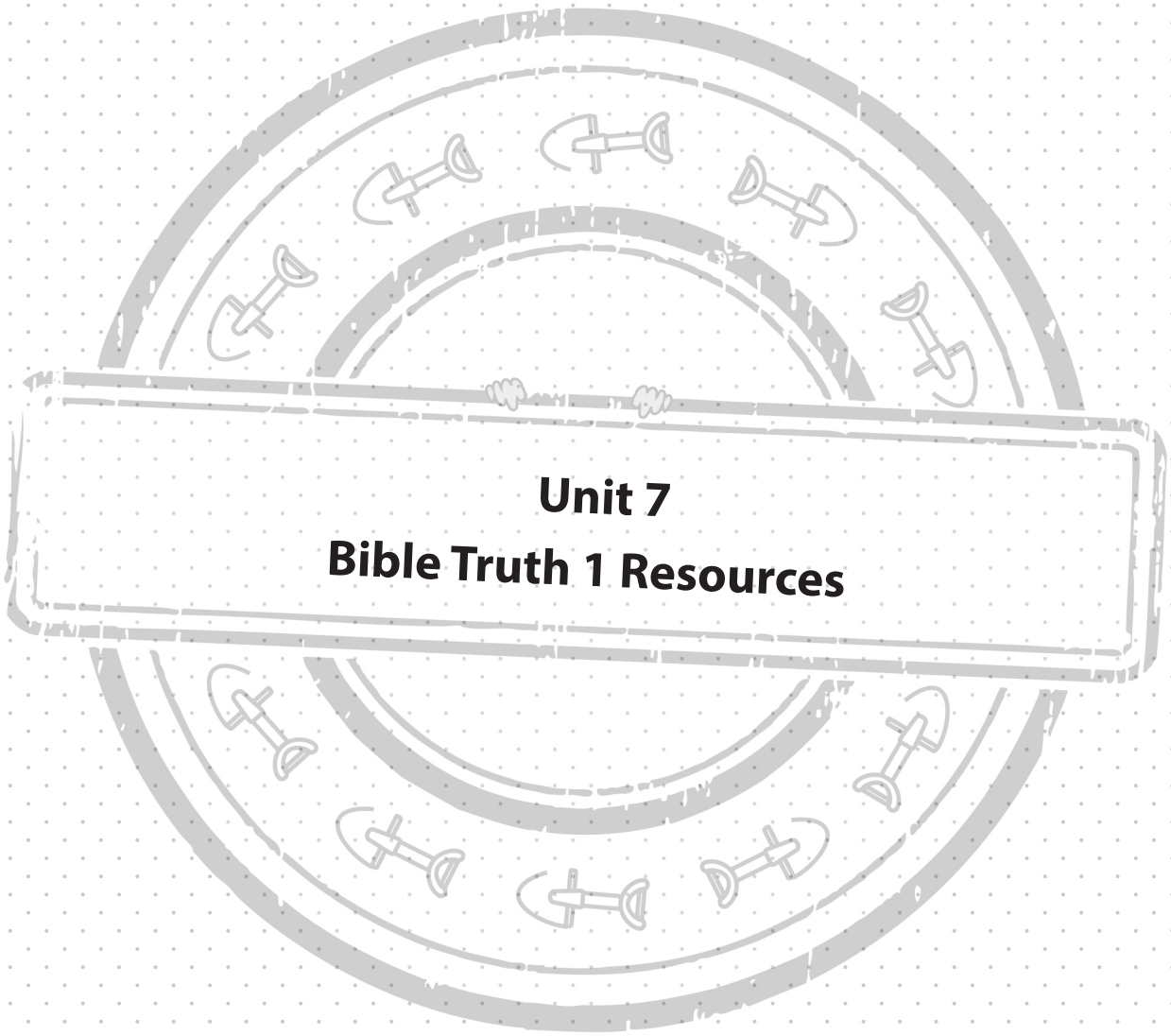

# Unit 7
# Bible Truth 1 Resources

# BIBLE TRUTH 1 OVERVIEW

## Unit 7: The Law-Giving God

**Big Question and Answer:** "What Are God's Laws Like? God's Laws Are Perfect!"
**Bible Verse:** "The law of the Lord is perfect, reviving the soul; the rules of the Lord are true, and righteous altogether. More to be desired are they than gold, even much fine gold; (sweeter also than honey and drippings of the honeycomb. Moreover, by them is your servant warned;) in keeping them there is great reward."
Psalm 19:7, 9,11 ESV

## Bible Truth 1 Concept: God's Laws Are Written in the Bible

A law is something we are told to do or not to do by someone in authority over us. God is our maker and the king over everything. He has authority over all. He has given us all His laws to obey. They show us how to live lives that please Him: lives that show His holiness and are filled with love for Him and for each other.

God gave the Ten Commandments and many other laws through Moses. Some of those laws were special laws God gave to the Israelites to follow until Jesus came. But many of them were laws that God gave to all people, in all places and all times to obey. Later, God gave us more commandments to live by through His prophets, through Jesus and through Jesus' first followers, the apostles.

We should all learn God's laws. They are written in the Bible, God's perfect Word, for us to learn and obey. God's laws are unlike any other rules. They are always perfect and good. They always show us the best, most loving and God-pleasing way to live.

God's laws are perfect, but we are not! We are sinners. No matter how hard we try, we will never keep God's laws perfectly. We can never please God with just our good works--only Jesus could do that. That's why God offers us forgiveness and eternal life through Jesus, when we turn from our sins and trust in Him as our own Savior.

## Bible Truth 1 Bible Verse

***Meditation Version: Deuteronomy 5:1,6-21***
"Hear, O Israel, the statutes and the rules that I speak in your hearing today, and you shall learn them and be careful to do them... I am the LORD your God...You shall have no other gods before me...You shall not make for yourself a carved image, or any likeness of anything...You shall not bow down to them or serve them...You shall not take the name of the Lord your God in vain...Observe the Sabbath day, to keep it holy...Honor your father and your mother...You shall not murder...And you shall not commit adultery...And you shall not steal...And you shall not bear false witness against your neighbor...And you shall not covet...anything that is your neighbor's."

***Alternate Memory Version: Deuteronomy 5:1***
"Hear, O Israel, the statutes and the rules that I speak in your hearing today, and you shall learn them and be careful to do them."

## Bible Truth 1 ACTS Prayer

**A** God, we praise You for being the God who gives us Your laws to show us how You want us to live.

**C** We confess that none of us have chosen not to obey Your laws as we should. We deserve Your punishment! We need Jesus to be our Savior!

**T** God, thank You for Your laws that tell us how we should live. Thank You for sending Jesus, who kept Your laws perfectly and offers to save us as His free gift to all who turn from their sins and trust in Him as their Savior.

**S** Work in our hearts by Your Holy Spirit. Help us to turn away from our sins and trust in Jesus as our Savior. Help us to obey Your laws.

## Bible Truth 1 Stories

**Lesson 1: The Case of the Invisible Hand (Old Testament)**
*Genesis 15:12-19; Exodus 19-24*

**Lesson 2: The Case of the Clever Cloth Cloister (Story of the Saints)**

**Lesson 3: The Case of the Lousy Little Laws (New Testament)**
*Matthew 14-15; Mark 7*

# LESSON PLAN: BIBLE TRUTH 1 (1 Lesson Plan for ALL 3 Lessons) P.1

## 1. GETTING STARTED: Welcome and Opening Songs *(introduce unit and get kids moving with these songs)*

**Welcome**

"Welcome to Praise Factory. We're so glad you've joined us! Here at the PFI, we're investigators. (That's what the "I" stands for!) Investigators look for answers to questions. In PFI, we look for answers to big questions about God. We dig deep down in the truths of God's Word to find them."

**Praise Factory Theme Song**

"Let's sing our Praise Factory Investigator's theme song."

**PFI: Praise Factory Investigators** *PFI ESV Songs 7, Track 1*

We're PFI: Praise Factory Investigators,
Diggin' deep down for truths in God's Word,
That's PFI: Praise Factory Investigators,
Diggin' deep down for truths in God's Word,
We're looking for answers to very big questions,
Big questions about God,
If you're looking for answers to very big questions 'bout God, come along,
Join PFI: Praise Factory Investigators,
Diggin' deep down for truths in God's Word,
That's PFI: Praise Factory Investigators,
Diggin' deep down for truths in God's Word.
Deep down, diggin' down, Let's go diggin' down,
Deep down, diggin' down,
'Til answers to all our Big Questions we've found.
We're PFI: Praise Factory Investigators,
Diggin' deep down for truths in God's Word,
That's PFI: Praise Factory Investigators,
Diggin' deep down for truths in God's Word.

**Classroom Rules Song**

An important part of Praise Factory is helping us worship God and love one another. Our WoGoLOA song reminds us how we should act. Let's sing it."

**WoGoLOA Rules Song** *PFI ESV Songs 7, Track 2*

Refrain:
WoGoLOA means "Worship God and love one another,"
WoGoLOA means "Worship God and love one another."

WoGo means "Worship God."
Sound off, 1,2,3,
Joyfully take part,
Listen to others,
Obey your teachers. *(Refrain)*

LOA means "Love One Another."
Sound off, 1,2,3,
Be kind,
Be encouraging,
Help others, help others. *(Refrain twice)*

**1. GETTING STARTED, continued**

**Opening Prayer**

"Let's ask God to help us obey these rules, and to help us worship Him and love one another as we learn more about Him today. Let's pray." *Pray.*

**Big Question Under Investigation:**

"Now it's time to turn to today's **Big Question Under Investigation**.

It's: **What Are God's Laws Like?**

**Big Question 7 and Songs**

God is our Creator and our king. He gave us good laws to live by. God commands us to keep His laws. They are how He wants us to live because they reflect His righteousness: His perfect love, goodness and fairness. And, they are the best way for us to live. God's laws are wonderful, but none of us obey them as we should since we are all sinners. We will always need a Savior to please God. We will never be able to do it by keeping God's laws on our own.

So the answer to our Big Question, **'What Are God's Laws Like?**" is:
**God's Laws Are Perfect!**

"Let's sing our Big Question Song(s): *choose one or both*

**Big Question 7 Song** *PFI ESV Songs 7, Track 3*
*(adapted version of "The Farmer in the Dell")*
What are God's laws like?
What are God's laws like?
What are God's laws like?
God's laws are perfect!

**What Are God's Laws Like?** *PFI ESV Songs 7, Track 4*

*Refrain:*
What are God's laws like?
What are they like?
God's laws are perfect!
God's laws are perfect!
What are God's laws like?
What are they like?
God's laws are like Him,
They are good and just.

Verse 1
God is our creator,
He's in charge of the whole world.
He gave us laws to live by,
They are written in His Word. *Refrain*

Verse 2
God's laws are the best way,
For us all to live,
God calls us to obey them,
To reflect His righteousness. *Refrain*

## 1. GETTING STARTED, continued

**Unit 7 Bible Verse**

"How do I know this is true? The Bible tells me so!

Psalm 19:7, 9, 11 tells us: "The law of the LORD is perfect, reviving the soul; the rules of the LORD are true, and righteous altogether. More to be desired are they than gold, even much fine gold; sweeter also than honey and drippings of the honeycomb. Moreover, by them is your servant warned; in keeping them there is great reward."

**Big Question 7 Bible Verse Song** *PFI ESV Songs 7, Track 5*
**The Law of the LORD: Psalm 19:7**

The law of the LORD is perfect, The law of the LORD is perfect,
The law of the LORD is perfect, Psalm Nineteen, seven. (repeat)

*Or you can sing:*
**The Law of the LORD Is Perfect: Psalm 19:7,9,11** *PFI ESV Songs 7, Tracks 6,7*

The law of the LORD is perfect, the rules of the LORD are true;
The law of the LORD is perfect, the rules of the LORD are true;
More to be desired are they than gold, than much gold, that much fine gold;
Sweeter also than honey, than drippings of the honeycomb. *(repeat)*
In keeping them is much reward. Psalm Nineteen, seven, nine, and eleven.

God's laws, written down in the Bible, are a wonderful gift! We know that God made sure they were written down just right. We can study them and know how He wants us to live. If we live by them, God will use them to keep us out of trouble and to bless us. As we learn them, God's Holy Spirit can work in our heart, using them to save us and to change us. What a treasure they are!

## 2. DIGGING DEEP DOWN: Key Concept and Story *(introduce the Bible Truth and tell the related story)*

**Bible Truth 1**

"It's time for us to dig down deeper for answers to our Big Question. We're learning **FIVE** Bible Truths that all tell us something about God's perfect laws. Today we are going to learn the first one.

The Bible Truth we are going to be thinking about today is:
**God's Laws Are Written in the Bible.**

A law is something we are told to do or not to do by someone in authority over us. God is our maker and the king over everything. He has authority over all. He has given us all His laws to obey. They show us how to live lives that please Him: lives that show His holiness and are filled with love for Him and for each other.

God gave the Ten Commandments and many other laws through Moses. Some of those laws were special laws God gave to the Israelites to follow until Jesus came. But many of them were laws that God gave to all people, in all places and all times to obey. Later, God gave us more commandments to live by through His prophets, through Jesus and through Jesus' first followers, the apostles.

We should all learn God's laws. They are written in the Bible, God's perfect Word, for us to learn and obey. God's laws are unlike any other rules. They are always perfect and good. They always show us the best, most loving and God-pleasing way to live.

God's laws are perfect, but we are not! We are sinners. No matter how hard we try, we will never keep God's laws perfectly. We can never please God with just our good works--only Jesus could do that. That's why God offers us forgiveness and eternal life through Jesus, when we turn from our sins and trust in Him as our own Savior.

**2. DIGGING DEEP DOWN, continued**

**Bible Truth 1 Hymn**

"Long ago, a man named Daniel ben Judah Dayyan was thinking about this Bible truth, too. He wrote this hymn based on an ancient Hebrew song of praise. He called it "The God of Abraham Praise." We're going to learn a verse from it."

**The God of Abraham Praise** *PFI ESV Songs 7, Track 8*

**Verse 2**
His Spirit floweth free,
High surging where it will:
In prophet's word He spoke of old,
He speaketh still.
Established is His law,
And changeless it shall stand,
Deep writ upon the human heart,
On sea or land.

God's Holy Spirit works powerfully, doing everything God wants Him to do. Long ago, in the days of the prophets, God's Spirit spoke to them and gave them His words to speak to God's people. The prophets spoke them to the people, but also, they wrote them down in the Bible. Sometimes, God's words were laws He wanted His people to keep. Sometimes they were words of comfort or warning. Other times, they were words about the future. God's Holy Spirit helped the prophets say God's words just right...and He helped them write them down just right. Even now, we can read God's words that the prophets wrote down when we read the Bible. God can use them to "write" His truth deep upon our hearts. That is, He can use them to teach us His ways and how He wants us to live. He can use them to help us to know Him and obey Him.

**Bible Truth 1 Bible Verse and Song**

"The Bible verse we are going to be digging down into for this Bible Truth is:

***Deuteronomy 5:1,6-21***

"Hear, O Israel, the statutes and the rules that I speak in your hearing today, and you shall learn them and be careful to do them... I am the LORD your God...You shall have no other gods before me...You shall not make for yourself a carved image, or any likeness of anything...You shall not bow down to them or serve them...You shall not take the name of the Lord your God in vain...Observe the Sabbath day, to keep it holy...Honor your father and your mother...You shall not murder...And you shall not commit adultery...And you shall not steal...And you shall not bear false witness against your neighbor...And you shall not covet...anything that is your neighbor's."

Long ago, the LORD gave the 10 Commandments and many other good laws to the people of Israel. The Israelites agreed to keep them. He would be their God; they would be His people. He would bless them and take care of them. These verses are the Ten Commandments (laws) that God gave them. But even though God gave them to the people of Israel that day, they are laws for all of us to keep. They tell us how God wants us all to live.

We've said our Bible verse, now let's sing it!

**Hear, O Israel** *PFI ESV Songs 7, Tracks 9,10*

Refrain:
Hear, O Israel, the statutes and rules I speak,
Learn them and be careful to do them,
Be careful to do them.

You shall have no gods before Me,
You shall not make a carved image,
You shall not bow down or serve them.
You shall not take the name of the Lord in vain,
Observe the Sabbath day,
Honor your father and mother. *Refrain*

You shall not murder,
You shall not commit adult'ry,
You shall not steal,
You shall not bear false witness
against your neighbor,
You shall not covet anything. *Refrain*
Deuteronomy Five,
Verses one, six through twenty-one.

## 2. DIGGING DEEP DOWN, continued

### LESSON 1 STORY

**Old Testament:**

**The Case of the Invisible Hand**
*Genesis 15:12-19; Exodus 19-24*

"Now it's time for today's story called: **The Case of the Invisible Hand.**
**As you listen to the story, see if you can figure out:**
**1. Whose hand was invisible?**
**2. What did the invisible hand do and what did that have to do with the Israelites and what does that have to do with us?**
*(If desired, write these questions on a sheet of paper to refer to when the story is finished.***)**

*Read story.*

*After reading story, ask for the children's answers to the questions.*
**1. Whose hand was invisible?** The LORD's hand.
**2. What did the invisible hand do and what does that have to do with us?** He wrote down the Ten Commandments of His law. Those laws were for the Israelites to obey, but they are also for us all to obey. They tell us how God wants us all to live.

*Close in prayer. (prayer suggestions included at end of story)*

### LESSON 2 STORY

**Story of the Saints:**

**The Case of the Clever Cloth Cloister**

"Now it's time for today's story called: **The Case of the Clever Cloth Cloister.**
**As you listen to the story, see if you can figure out:**
**1. A cloister is a word we use for a place that is hidden away from sight. How was cloth used as a cloister?**
**2. Who used came up with the idea to use the cloth as a hiding place? What very important thing did it hide? What did God use the hidden things to do?**
*(If desired, write these questions on a sheet of paper to refer to when the story is finished.***)**

*Read story.*

*After reading story, ask for the children's answers to the questions.*
**1. A cloister is a word we use for a place that is hidden away from sight. How was cloth used as a cloister?**
Bundles of cloth were used to hide copies of the New Testament that were being smuggled into England.
**2. Who used came up with the idea to use the cloth as a hiding place? What did God use the hidden things to do?** William Tyndale. God used these New Testament to give the people of England a Bible they could read and learn themselves.

*Close in prayer. (prayer suggestions included at end of story)*

## 2. DIGGING DEEP DOWN, continued

### LESSON 3

**New Testament Story:**

**The Case of the Lousy, Little Laws**
*Matthew 14-15; Mark 7*

"Now it's time for today's story called: **The Case of the Lousy, Little Laws.**

**As you listen to the story, see if you can figure out:**
**1. Who loved the lousy, little laws? Who did not?**
**2. How were the laws different from God's laws?**
*(If desired, write these questions on a sheet of paper to refer to when the story is finished.)*

*Read story.*

*After reading story, ask for the children's answers to the questions.*
**1. Who loved the lousy, little laws? Who did not?**
The teachers of the law loved the little laws. Jesus did not.
**2. How were these laws different from God's laws?**
These laws were made up by men, instead of by God. These laws weighed down people and did not point them to God or help them love Him. These laws only made it harder to follow God's good and right ways. But God's laws DO point people to God and help them love and obey Him. They are God's good and right ways to live.

*Close in prayer. (prayer suggestions included at end of story)*

## 3. TAKING ACTION: Response Activities *(choose from among these activities)*

**Response Activities**

- **ACTS Prayer Activity:** Add your own prayer requests to the ACTS prayer
- **Sneaky Snack**: Story-related snack
- **Bible Truth Review Activity:** Game with questions related to the Bible Truth
- **Bible Truth Hymn:** Music activities to learn a portion of a Bible Truth-related hymn
- **Bible Verse Review Activity:** Game with questions related to Bible Truth Bible verse
- **Bible Verse Song:** Music activities to learn the Bible Verse song
- **Story Review Activity:** Game with questions related to the Bible Truth and Case
- **Case RePlay, Jr. and Sr.:** Two drama activities that review the story: one for younger children, one for older children.
- **Craft:** Story-related craft
- **VIPP (Very Important Prayer Person):** Game and a coloring activity to help children learn about people in your church and how to pray for them.
  *(VIPP resources: found online or at back of this book)*

## 4. TAKING IT TO OTHERS *Optional presentations for the last few minutes of class*

**Presenting to Other Children**

*If you split the children into different response activities, you can gather the children together again and have each small group make presentations to show the other children what they learned. Presentation ideas are included in the resources for each activity.*

**Presenting to Parents**

*If you keep your children together for response activities, you can have them make a presentation of something they have learned to their parents when they come to pick them up from class. Presentation ideas are included in the resources for each activity.*

## 5. TAKING IT HOME *(Take Home Sheet)*

**PFI Pronto**

*Give out the PFI Pronto for the case story as well as any other materials as the children are dismissed.*

# BIBLE TRUTH 1, LESSON 1: PLANNER/OVERVIEW

## GETTING STARTED: Welcome and Opening Songs *(introduce unit and get kids moving with these songs)*

**Welcome to Praise Factory:** PFI: Praise Factory Investigators Theme Song *PFI ESV Songs 7, Track 1*

**Rules to Help Us Worship God and Love One Another:** WoGoLOA Classroom Rules Song
*PFI ESV Songs 7, Track 2*

**Big Question Under Investigation:** Big Question 7 Songs *PFI ESV Songs 7, Tracks 3,4*

**Big Question Bible Verse:** Psalm 19:7,9,10,11 Songs: *PFI ESV Songs 7, Tracks 5,6,7*

## DIGGING DEEP DOWN: Key Concept and Story *(introduce the Bible Truth and tell the related story)*

**Bible Truth 1:** God's Laws Are Written in the Bible

**Bible Truth Hymn:** The God of Abraham Praise, v.2 *PFI ESV Songs 7, Track 8*

**Bible Verse**: Deuteronomy 5:1,6-2

**Bible Verse Song:** Hear, O Israel 1 *PFI ESV Songs 7, Trackk 9,10*

**Lesson 1 Old Testament:** The Case of the Invisible Hand *Genesis 15:12-19; Exodus 19-24*

## TAKING ACTION: Response Activities *(choose from among these activities) resources online only unless noted*

**Snack and Discussion Planner:** Moses on Mt. Sinai with the 10 Commandments

**ACTS Prayer:** Prayer Sheet

**Bible Truth Review:** Discussion Questions and Game: Menagerie

**Bible Truth Hymn:** The God of Abraham Praise, v.2 *PFI ESV Songs 7, Track 8*
Song, Sign Language and Song Game: Mimic Me! **PFI ESV Songs 7 BOOK or ONLINE**

**Bible Verse Review:** Deuteronomy 5:1,6-2 Discussion Sheet and Game: Rush to the Store

**Bible Verse Song:** Hear, O Israel: Deuteronomy 5:1,6-21 *PFI ESV Songs 7, Tracks 9,10*
Song, Sign Language and Song Game: Word Take Away **PFI ESV Songs 7 BOOK or ONLINE**

**Story Review:** Discussion Questions and Game: String Along

**Case Replay, Jr: Drama Activity for Youngest Children** (children do same story actions together)

**Case Replay, Sr: Drama Activity for Most Children** (children re-tell story with individual parts)

**Craft:** Mt. Sinai in Thick Cloud, Lightning and Consuming Fire

**VIPP (Very Important Prayer Person) Prayer Time:** Coloring Sheets (back of book), Game: Ball Roll Review

## TAKING IT HOME: Take Home Sheet for Review and Family Devotions

**PFI Pronto:** Bible Truth 1, Lesson 1 **PFI ESV PRONTOS 7 BOOK or ONLINE**

# OLD TESTAMENT STORY P.1

**The Case of the Invisible Hand** *Genesis 15:12-19; Exodus 19-24*

by Connie Dever

**Our story is called:**
**The Case of the Invisible Hand.**
**As you listen to the story, see if you can figure out:**
1. Whose hand was invisible?
2. What did the invisible hand do and what did that have to do with the Israelites and what does that have to do with us?

Our story takes place in Old Testament times, about 1400 years before Jesus lived on earth.

The hot rays of the sun had hardly begun to warm the desert sands of Egypt, when the sounds of a huge crowd of people talking and walking filled the air. It was Exodus Day! This was happy day when the hundreds of thousands of Israelites left behind slavery in Egypt and headed for new life in the Promised Land.

Ah, the Promised Land! A land so full of good things that they called it "the land of milk and honey." God had promised the Israelites that He would lead them to that wonderful land to live as His special people, His treasured possession. Gladly they left the great cities of Egypt and they followed Moses out into the desert-like wilderness, where little grew or lived. They knew their wonderful new home was just a few days' journey to the north. They could handle this!

But wait! Something was wrong! Moses wasn't leading them north to the Promised Land at all! He was leading them south, further and further into the desert! What was going on?! Why were they going south? Was Moses lost? Had the LORD tricked them?

No, Moses wasn't lost. No, the LORD hadn't tricked them. He was preparing them to be His people. For years they had been distant from the LORD. They had gotten used to the gods of the Egyptians--and they weren't anything like the LORD. They needed to know Him and trust Him. They needed to learn how to live holy lives that pleased Him. They needed His laws. So, further and further south they traveled, until they came to broad plain at the base of the big mountains called Sinai. It was here where the LORD teach them His laws and would make His covenant promise with the Israelites to be their God.

As the Israelites set up camp in the plain, Moses was busy going up and down the steep, rocky slopes of Sinai, receiving instructions from the LORD. "Tell the people: 'I have brought you here to make a covenant with Me," the LORD told Moses. "Tell them: "You have seen what I did to Egypt, and how I carried you away to safety. If you obey Me and keep My covenant, then out of all nations you will be My treasured possession. You will be for Me a kingdom of priests and a holy nation, to show the rest of the world what I am like and bring them to Me, too," He promised them.

The seventy elders spoke for all the people when they heard the LORD's message: "Moses, tell the LORD we will do everything He has said." They wanted to be God's covenant people.

Then the LORD told Moses: Gather the people together at the base of Mt. Sinai in three days. I, Myself, will come down the mountain to them in a dense cloud with fire and smoke. I will let them hear Me speak with you, Moses, so they will trust that you are My messenger. Then I will tell them the laws the covenant I will make with them. They will hear Me speak them with their own ears. They will see My majesty and power with their own eyes. I will do this that they might fear and obey Me always.

The LORD gave the people some special preparations to do before their meeting with Him. He was the holy God and they were sinful people. Everything must be just right to meet with Him. "Moses, tell the people to consecrate themselves. Have them wash their bodies and their clothing as signs of wanting to turn away from sin and humbly worship Me," the LORD told Moses. "Have them put limits around the mountain and tell them, 'Don't go up on the mountain! Not even the foot of it! Whoever does--whether animal or person--must be put to death," He warned. "I am the LORD, the holy

**Story-telling Tips**

Ahead of time:
1. Read the Bible verses and story. Pray!
2. Create story cue cards on index cards (or highlight text).
3. Practice telling story dramatically, timing your presentation Shorten, if necessary to fit your allotted time.
4. Decorate area with story props that help bring your story alive.

During your presentation:
1. Maintain as much eye contact as possible as you tell the story. Point to/use props at important points in the story. Include the kids in your story with a few questions about what they think will happen or words/concepts that might be new to them.
2. Watch the kids for signs that their attention span has been reached. Shorten, if necessary.

When My presence is upon the mountain, even its very rocks are too holy for sinful people to touch. Only when the ram's horn sounds a long blast may they go up to the mountain," the LORD told Moses.

So the people prepared to meet the LORD. They washed their bodies and clothes. They put limits around the mountain and waited for the third day.

At last the third day came. Instead of the usual cloudless, blue sky, there was thick, dark cloud that covered the mountain. Something like streaks of lightning flashed in the cloud and the air was filled with great rumbles of thunder. The blast of a loud trumpet suddenly filled the air and got louder and louder. The time was here! The LORD was coming! Everyone in the camp trembled with fear as the LORD's presence came upon the mountain. Great clouds of smoke filled the air and the whole mountain trembled violently, as the sound of the trumpet grew louder and louder.

Moses spoke to the LORD and the people heard the very voice of the LORD answer him. "Come up to the top of the mountain for Me to speak to you," the LORD told Moses. The people watched in awe as Moses bravely set foot on the quaking mountain and straight into the cloud, billowing smoke and fire.

"I am about to descend on the mountain and speak the words of My laws to the Israelites," the LORD told him. "Make sure they stay off the mountain," He urged Moses again.

So down Moses went to the base of the mountain again to warn the people one last time; then, the LORD descended upon the mountain and with a loud voice He said to them: "I am the LORD your God, who brought you out of Egypt, out of the land of slavery. I have saved you. Worship Me as God alone. Don't make any idols out of anything I have created in heaven or in earth. Don't worship them as gods. I alone am God. I don't want you to share your worship with anything else. My Name reflects My holiness. Do not misuse it. Keep the Sabbath day as a day for resting and for worshiping Me. I give you six days each week to do your work, but the seventh day you are to rest and worship Me. Honor your father and your mother. Listen to their wise words. They will teach you My good ways that your life may go well and you many live long in the land that I, the LORD your God, am giving you. Do not murder anyone. Don't share the special love you should only have for your husband or wife with another man or woman. Be faithful to your own husband or wife. Don't steal. Don't tell lies about others. Don't crave what others have, but be content with what I give you. These are the Ten Commandments of My covenant promise that you are to keep," the LORD told them.

The people heard the thunder and the trumpet. They saw the lightning and the smoky mountain, and they trembled with fear! They were so overwhelmed at the holiness and power of the LORD that they didn't think they could bear to hear speak anymore. "Speak to us yourself and we will listen," they pleaded with Moses. "But do not have God speak to us or we will die."

But Moses said, "Don't be afraid. God has come to help you understand that He is the Holy God, so that your fear of Him will help keep you from sinning against Him. You will want to keep His good laws and honor Him," he reassured them. "But now, I will go up to the LORD and receive the rest of the covenant laws and promises for you," he told them. So Moses went into the thick darkness where God was on Mount Sinai.

On the mountain, the LORD continued giving His laws to Moses. He gave them laws to help them know how to live out the Ten Commandments in their everyday lives. He promised to give them the Promised Land and bless them with many good things, if they would obey His good laws. When the LORD finished telling Moses all of the laws and promises of the covenant, Moses went back down the mountain and told the people everything the LORD had said.

And what did the people think about the LORD's covenant? They were amazed! Never in the world had such wonderful laws been made. They were good, just and perfectly holy, just like the LORD. And how wonderful the blessings He promised to them if they would keep His laws! Together they said to Moses, "Everything the LORD has said we will do. We are ready to make a covenant with Him.

So Moses went and wrote down God's words in "The Book of the Covenant." The next morning, he built an altar at the foot of the mountain. He set up twelve stone pillars, for the twelve tribes of Israel. Worship

were made and prepared to seal their promises with God with bull's blood. Moses sprinkled half the blood on the altar. Then he read the Book of the Covenant to the people. They listened and promised, "We will obey everything the LORD says." So Moses took the bull's blood and sprinkled it on the people. "This is the blood of the covenant that the LORD has made with you," He told them. And it was done! The covenant was made!

Then the LORD called Moses, Aaron, Aaron's two sons Nadab and Abihu, and the seventy leaders (elders) of the Israelites up to the edge of the mountain to share in a meal from the animals used in the worship offering and....to see Him!

What did they see? The Bible tells us very little. It only says that under His feet was something like a pavement made of sapphire, clear as the sky itself. Could those feet have been the feet of Jesus in all His glory? Did they see no more than His feet because they bowed their heads down in worship before the glory and holiness of God? We do not know. But God in His mercy allowed these leaders of the Israelites, even though they were sinners, stand in His holy presence and live.

When they had all finished eating, everyone went back down the mountain except Moses. "Come up to me on the mountain and stay here," the LORD told them, and I will give you tablets of stone with My laws written on them." So Moses and Joshua, his assistant, went up Mount Sinai, all ablaze on top with the glory of the LORD. like a great, consuming fire. He stayed there forty days and nights, receiving the two copies of the Ten Commandments on stone tablets, written on both sides by God, Himself; and learning many other things to tell the Israelites. There was much to know and obey if they were to be the LORD's holy nation, a kingdom of priests, a dazzling display of His holiness that the nations might see His glory, turn from their sins and trust Him as their Savior.

## Cracking the Case:

**It's time to answer our Case Questions.**

**1. Whose hand was invisible?** The LORD's hand.

**2. What did the invisible hand do and what does that have to do with us?** He wrote down the Ten Commandments of His law. Those laws were for the Israelites to obey, but they are also for us all to obey. They tell us how God wants us all to live.

## Something for You and Me

**Our Bible Truth is:**
**God's Laws Are Written in the Bible**

That day at the base of Mount Sinai the Israelite's received these laws: God's Ten Commandments. They made a covenant to be God's special people; but what about you and me? Were those commandments just for the Israelites? No, they were not. They are the laws God has revealed to all of us, if we want to live holy lives that honor Him. They are for us to keep, too.

And was it just the Israelites God intended to be a holy nation of people, a kingdom of priests? No, He did not. The Israel's were to be the ones to teach everyone else about Him, how He wants us to live, and how we might be saved by faith in Him. The Israelites weren't to be the end of God's people. They were to be just the beginning. For to all who turn from their sins and trust in Jesus as Savior, God promises to forgive their sins and make them part of holy nation that reflects His holiness with their holy lives. They get to be part of the kingdom of priests to go out and tell others about Him.

Let's praise the LORD for giving us Him holy laws and for calling us, too, to be part of His holy nation. Let's ask Him to give us the Holy Spirit to work in our hearts that we would turn away from our sin and by faith trust Him as our Savior. Let's ask Him to work in our hearts and help us to obey God's good laws, that we would reflect His holiness by keeping His laws. *Close in prayer.*

## Closing ACTS Prayer

**A** God, we praise You for being the Giver of Perfectly Good Laws.

**C** God, we confess that we break the good laws You gave us to live by. We need a Savior!

**T** God, we thank You for not just giving us Your good laws, but sending Jesus to save all who turn away from their sins and trust in Him as their Savior.

**S** God, work in our hearts! Help us to turn away from our sins and trust Jesus as our own Savior. Help us to keep Your good laws so that we love You and love others as You want us to.

# ACTS PRAYER ACTIVITY

Use this sheet to write down your ACTS Prayer

**Instructions:**
Use this sheet to help the children apply the Bible Truth into a prayer. You can use the ACTS provided or even better, have the kids think of their own applications. Also have the children add their personal requests to the prayer, too. Lead the children in the prayer or let them pray sections, with your help. Never force a child to pray! Non-readers can participate by you whispering a section of the prayer into their ear and allowing them to pray it aloud for the group.

## ADORATION:

God, we praise You for being the God who gives us Your laws. You show us how You want us to live.

God, we praise You for being.....

Add your own Adorations:

## CONFESSION:

We confess that none of us have chosen not to obey Your laws as we should. We need Jesus to be our Savior!

God, we have sinned against You....

Add your own Confessions:

## THANKSGIVING:

God, thank You for Your laws that tell us how we should live. Thank You for sending Jesus, who kept Your laws perfectly and offers to save us as His free gift to all who turn from their sins and trust in Him as their Savior.

God, we thank You for...

Add your own Thanksgivings:

## SUPPLICATION:

God, work in our hearts by Your Holy Spirit. Help us to turn away from our sins and trust in Jesus as our Savior. Help us to obey Your laws.

God, we need Your help...

Add your own Supplication:

## SNEAKY SNACK

Can you figure out how this snack ties in with our case?

**Snack: Moses on Mt. Sinai with the 10 Commandments**

Triangle diagonally cut piece of bread "Mt. Sinai" with teddy graham "Moses" on top, with 2 tiny square cracker (like Wheat thins) tablets. Use cheese whiz to add puffs of fire on Mt. Sinai.

This is only a suggestion. Feel free to modify. Be mindful of allergy issues among your children!

**Case Tie-in:** Moses went up on Mt. Sinai and received the 10 Commandments from the LORD. The LORD, Himself, wrote His laws on the stone tablets and gave them to Moses.

## SOUL FOOD

Food for thought during snack time

1. What does the snack have to do with the story?

Choose a few questions from the other activity discussion sheets to talk about during this snack time.

2.

3.

4.

5.

6.

7.

# BIBLE TRUTH 1 REVIEW P.1

Directions: Read and discuss Bible Truth, using a FEW of the questions. Play game. Feel free to modify the game to fit your children.

**God's Laws Are Written in the Bible**

A law is something we are told to do or not to do by someone in authority over us. God is our maker and the king over everything. He has authority over all. He has given us all His laws to obey. They show us how to live lives that please Him: lives that show His holiness and are filled with love for Him and for each other.

God gave the Ten Commandments and many other laws through Moses. Some of those laws were special laws God gave to the Israelites to follow until Jesus came. But many of them were laws that God gave to all people, in all places and all times to obey. Later, God gave us more commandments to live by through His prophets, through Jesus and through Jesus' first followers, the apostles.

We should all learn God's laws. They are written in the Bible, God's perfect Word, for us to learn and obey. God's laws are unlike any other rules. They are always perfect and good. They always show us the best, most loving and God-pleasing way to live.

God's laws are perfect, but we are not! We are sinners. No matter how hard we try, we will never keep God's laws perfectly. We can never please God with just our good works--only Jesus could do that. That's why God offers us forgiveness and eternal life through Jesus, when we turn from our sins and trust in Him as our own Savior.

**Understanding the Bible Truth**

1. What is a law? *Something we are told to do or not to do by someone in authority over us.*
2. Who is God that we should obey His laws? *He is our maker and king of everything. He has authority over all.*
3. Why has God given us His laws? *That we might know how to live lives pleasing to Him. Lives that reflect His holiness and are filled with love for Him and for each other.*
4. What two different types of laws did God give the Israelites through Moses? *Laws that all people in all times should keep; and, some special laws that only they were to keep until Jesus came (laws about sacrifices and living as God's special nation).*
5. Through whom else besides Moses did the Lord give His commandments? *The prophets, Jesus and Jesus' first followers, the apostles.*
6. Why did God have His laws written in the Bible? *For people of all time to be able to learn and live by, not just the Israelites.*
7. What is special about the Bible? It is God's perfect Word. *There is no other book like it.*
8. Why do God's laws show us the best way to live? *Because God made us and is perfectly wise. He knows the best way for us to live.*
9. Can we ever please God with keeping God's laws? Why or why not? *We cannot. We are sinners who break God's laws. Only by keeping God's laws perfectly can we please Him with our own good works. No one does that—except Jesus!*
10. Why can't we ever keep God's laws perfectly? *Because we are sinners.*
11. What must we do to be saved? *Turn from our sins and trust Jesus as our own Savior.*

**Bible Verse Connection Question**

1. What does our Bible Truth have to do with our **Bible Verse: Deuteronomy 5:1,6-21:** ""Hear, O Israel, the statutes and the rules that I speak in your hearing today, and you shall learn them and be careful to do them... I am the LORD your God...You shall have no other gods before me...You shall not make for yourself a carved image, or any likeness of anything...You shall not bow down to them or serve them...You shall not take the name of the LORD your God in vain...Observe the Sabbath day, to keep it holy...Honor your father and your mother...You shall not murder...And you shall not commit adultery...And you shall not steal...And you shall not bear false witness against your neighbor...And you shall not covet...anything that is your neighbor's."?

*Our Bible verse is the Ten Commandments: some of the most important laws God has given us that tell us how to love Him and to love others. He told them aloud to the Israelites, but He also had Moses write them down. They became part of the Bible, so that we all might read them, know them, and obey them.*

# BIBLE TRUTH 1 REVIEW P.2

**Bible Truth Story Connection Questions**

1. What good did God desire to happen from the Israelites hearing His voice? *They would fear Him (have great honor for Him as the great, one and only God) and not break His laws.*
2. What was special about the laws the LORD gave the Israelites? *They were unlike any laws that had ever been made. They were perfectly good and loving.*

**Life Application Questions**

1. What can you and I do to know God's laws better? Why is this important? *Reading them in the Bible ourselves or listen to others read them; memorizing them. This is important because God made us to live for Him, according to His laws. If we want to please Him, we need to know how He wants us to live.*
2. Knowing and keeping God's laws pleases God, but it will never save us because we are all sinners. What must we do to be saved? *Turn away from our sins and trust in Jesus as our own Savior.*

**ACTS Questions**

1. What is something we can praise God for because of this Bible Truth? *Praise God for being the God who speaks to us so we can know Him and what pleases Him.*
2. What are sins we can confess to God because of this Bible Truth? *Confess that we choose to not obey His laws, even though we know about them. We deserve His punishment! We need a Savior!*
3. What is something we can thank God for because of this Bible Truth? *Thank God for His laws so that we can know how He wants us to live.*
4. What is something we can ask God for because of this Bible Truth? *Ask God to work in our hearts by His Holy Spirit that we might hunger to read, know and obey His laws.*

**The Gospel**

1. We have God's good laws to read and know because they are written in the Bible. Yet, we all disobey them. Is there any hope for us? What is the gospel?

*God is the good Creator and King of the world. He made people to worship Him and live by His good laws. But we are all sinners who have rebelled against Him. We all deserve death--God's just, eternal punishment for our sins. How terrible! But God has good news for us. In His great mercy, God sent His Son Jesus to earth to save sinners. Yes, Jesus, the perfect Son of God, left His home in heaven and became a man. He lived the perfect life that pleases God. (He's the only one who has ever done that!) He offered it up to God His Father as the perfect sacrifice for sins when He suffered and died on the cross. Then, on the third day, Jesus rose from the dead in victory. He had fully paid for the sins of God's people, so they wouldn't have to! Now all who turn away from their sins and trust in Jesus as their Savior will receive forgiveness of sins and eternal life with God. They will be His very own special people who will know Him and enjoy Him forever. We can be God's people, too, if we turn from our sins and trust in Jesus as our own Savior.*

## Game: Menagerie

**Materials**
Small Bag/Bowl
Bible Truth Questions

**Preparing the Game**
1. Choose 20+ questions for your game from the Bible Truth Discussion Questions, or make up your own.
2. Write the Bible Truth questions on small thin strips of paper (or make a photocopy of the Bible Truth Discussion Questions and simply cut them into strips) and put them in the bag/bowl.

**Playing the Game**
Divide the children into three or four teams, depending on how many children you have. Each group of children is given the name of an animal and is assigned a corner of the room. You are "It" and stand in the middle of the room. When everyone is ready, give instructions to different groups of animals, such as "I want the bears to change places with the monkeys." The bears and monkeys when then run to change places. You, as It, will try to tag bears and monkeys. Choose a question from the bag to read to your caught animals. If they get it right, they are released to be back with their fellow animals. If not, they must wait until another, correct answer to be released.

Game continues as number of questions, time, and attention span allow.

**Non-competitive Option**
Do not exclude "caught" animals from the game, even if they get the answer wrong. Instead release them back to their fellow animals and put the question back in the bag for review again.

**Optional TAKING IT TO OTHERS Activity: Quiz Questions**
Have the children choose a few of the questions from the game to ask the parents/other children during TAKING IT TO OTHERS time. Help pre-readers by whispering the question in their ear and letting them ask it aloud to the parents/other children. Make sure you read the Bible verse aloud before you ask your questions.

# BIBLE TRUTH HYMN P.1

Directions:
1. Write words to song in large print before class.
2. Play the song for the children, helping them follow along on the song sheet.
3. Discuss the song, using a few questions from the discussion sheet. *Don't use them all!*
4. Introduce sign language for key words of your choice from sign language sheet for your song. Use as few or as many as you think the children can learn.
5. Sing and sign the song. Sign language as well as large format lyrics and sheet music are found in the PFI Unit Songbook or online.
6. If desired, play the Song Game.

**Optional TAKING IT TO OTHERS Activity: Presenting and Singing the Song**
1. Sing and sign the song, encouraging the watching children/parents to join in.
2. Ask the class some of the questions listed below. The Bible Truth Connection Question is particularly good to help them understand how the song ties in with the Bible Truth.

**The God of Abraham Praise**

**Verse 2**
His Spirit floweth free, High surging where it will:
In prophet's word He spoke of old, He speaketh still.
Established is His law, And changeless it shall stand,
Deep writ upon the human heart, On sea or land.

**Listen to it on PFI ES Songs 7, Track 8**

## Understanding the Song

1. Who is "His Spirit?" *The Holy Spirit of God.*
2. Where does the Holy Spirit go and why? *He flows freely, where He wills to go, with the power to do to will of God the Father and the Son, like a surging, powerful wave.*
3. How did the Holy Spirit flow in prophet's word? *By giving the prophet God's words to speak and to write down.*
4. How does God speak still? *By the Holy Spirit working in our hearts as we hear the words of the Bible spoken and explained.*
5. What does it mean for God's law to be established and changeless? *To be established means that it is firmly in place and cannot be taken away. God's law—another name for the Bible—has been put in place by God. No one can change one of His laws that they don't like and make a new one instead. His law is changeless, always true.*
6. How is God's law written upon the human heart? *It is NOT written with a pen or pencil. It means that God made people to know deep down in their hearts that there is a God and to know what He has set up as right and wrong.*
7. What does it mean that God's laws is written upon the human heart on sea or land? *There is nowhere in the whole world where people do not know deep down in their hearts that there is a God and what He has set up as right and wrong, even if they have never heard or seen God's laws written in the Bible.*
8. If God made all peoples with a sense that there is a God and of His laws, why is it so important that God's laws are written in the Bible? *Having a sense about something is nothing like reading the complete laws themselves and learning more fully about the God who made them. Also, only the Bible makes it clear that each person's sin keeps them from being able to keep God's laws perfectly as He requires. It teaches that we must confess and turn away from our sins and trust in Jesus to save us.*

## Bible Truth Connection Question

1. How does this song relate to our **Bible Truth: God's Laws Are Written in the Bible**? *How does this song relate to our Bible Truth: God's Laws Are Written in the Bible? By the Holy Spirit, Moses and the prophets wrote down God's laws perfectly in the Bible for people of all time to know and obey. God's laws are perfect and changeless because God is perfect and changeless.*

## Story Connection Question

1. How does this song relate to our story? *A prophet is someone who speaks for God. Moses was a prophet through whom God gave the 10 Commandments and many other laws for His people to obey.*

# BIBLE TRUTH HYMN P.2

**Bible Connection Question**

1. What does this hymn have to do with our **Bible Verse: Deuteronomy 5:1,6-21:** "Hear, O Israel, the statutes and the rules that I speak in your hearing today, and you shall learn them and be careful to do them... I am the LORD your God...You shall have no other gods before me...You shall not make for yourself a carved image, or any likeness of anything...You shall not bow down to them or serve them...You shall not take the name of the LORD your God in vain...Observe the Sabbath day, to keep it holy...Honor your father and your mother...You shall not murder... And you shall not commit adultery...And you shall not steal...And you shall not bear false witness against your neighbor...And you shall not covet...anything that is your neighbor's."?

*Long ago, God gave these laws through Moses, who acted as a prophet, a spokesman for God, to the people of Israel. God established these good laws, the 10 Commandments, as laws He wants all people to keep. He established them from the beginning and they shall stand as laws for all people in all times to keep. He spoke these laws long ago, but they "speak" still, as we read them in God's Word, the Bible.*

**Life Application Questions**

1. How can God's people be affected by the message of this song? *They can praise God for speaking to us, even today through the words of the prophets written in the Bible, through His law, and even by the way He made our hearts to know Him. They can ask Him to have His Holy Spirit fill them with understanding and desire to please Him.*
2. God speaking through the words of His prophets, tell us that we can never be saved by keeping God's laws, no matter how hard we try. What must we do to be saved? *Turn from our sins and trust in Jesus as our own Savior.*

**ACTS Questions**

1. What is something we can praise God for from this hymn?
*Praise God for being the Establisher of His Perfect Laws for all people in all times.*
2. What are sins we can confess to God from this hymn?
*Though God has spoken through the prophets and by His Word how He wants us to act, we still choose to disobey Him and His good laws. We deserve His punishment! We need a Savior!*
3. What is something we can thank God for from this hymn?
*We can thank God for not just giving us His good laws to know how to love Him and others, but also sending the Savior we need: Jesus.*
4. What is something we can ask God for from this hymn?
*That God would work in our hearts that we might turn from our sins and trust Jesus as our Savior. We can ask Him to write His laws upon our hearts and give us the grace to obey them.*

**Gospel Question**

1. God has written His laws upon the hearts of all people. They know how He wants them to live, but they choose to disobey Him. They deserve His punishment. Is there any hope? What is the gospel?
*God is the good Creator and King of the world. He made people to worship Him and live by His good laws. But we are all sinners who've rebelled against Him. We all deserve death--God's just, eternal punishment for our sins. How terrible! But God has good news for us. In His great mercy, God sent His Son, Jesus to earth as a man to save sinners. He lived the perfect life that pleases God. (He's the only one who's ever done that!) He offered it up to God His Father as the perfect sacrifice for sins when He suffered and died on the cross. Then, on the third day, Jesus rose from the dead in victory. He had fully paid for the sins of God's people, so they wouldn't have to! Now all who turn away from their sins and trust in Jesus as their Savior will receive forgiveness of sins and eternal life with God. They will be His very own special people who will know Him and enjoy Him forever. We can be God's people, too, if we turn from our sins and trust in Jesus as our own Savior.*

## Song Game: Mimic Me!

**Materials**
Sign Language
Song

**Preparing the Game**
None.

**Playing the Game**
1. Practice the song and signs until the children know them well. Choose a person to be the leader and let them decide upon an action for everyone to do as they sing the song, such as jump on one foot, etc.
2. Sing the song while doing the chosen action.
3. Select another child to be the leader.
4. If desired, you can choose a different action for different important words in the song, such as jump on one foot when you sing the word "grace", but clap your hands when you sing the word "Jesus". Ask the children the meaning of each of the words before adding in their action.

Game continues as number of questions, time, and attention span allow.

# BIBLE VERSE REVIEW P.1

choose a FEW questions for discussion, then choose the game and/or music activity

***Meditation Version: Deuteronomy 5:1,6-21***

"Hear, O Israel, the statutes and the rules that I speak in your hearing today, and you shall learn them and be careful to do them... I am the LORD your God...You shall have no other gods before me...You shall not make for yourself a carved image, or any likeness of anything...You shall not bow down to them or serve them...You shall not take the name of the Lord your God in vain...Observe the Sabbath day, to keep it holy...Honor your father and your mother...You shall not murder...And you shall not commit adultery...And you shall not steal...And you shall not bear false witness against your neighbor...And you shall not covet...anything that is your neighbor's."

***Alternate Memory Version: Deuteronomy 5:1***

"Hear, O Israel, the statutes and the rules that I speak in your hearing today, and you shall learn them and be careful to do them."

**Understanding the Bible Verse**

1. Who is declaring to the Israelites in these verses? *Moses.*
2. What do we call these laws? *The 10 Commandments.*
3. What does the LORD want the Israelites to do? *To learn the decrees and laws and be sure to follow them.*
4. Who is the LORD that the Israelites should be sure to learn and do these laws? *Not only is He their creator and deserves their obedience, but He made a covenant with them to bless them and love them as His treasured possession. They promised Him to obey His laws as His people.*
5. What does "have no other gods before me" mean? *To not love or treat anything more important than the LORD.*
6. Which of these commands have to do directly with how we worship God? *No other gods before Him, make no idols, do not misuse His name, observe the Sabbath day.*
7. Which of these commands have to do directly with how we love others? *Honor father and mother; do not murder, commit adultery, steal, give false testimony, covet.*
8. Why does keeping commands about how to love others also show we worship God? *Many times we are tempted to break these commands. When we do not give into those temptations, but treat people as God's law tells us to, we show we honor and love Him most of all.*
9. What does the verse have to do with our Bible Truth? *The 10 commandments are some of the very important laws God had Moses write down in the Book of the Covenant (part of our Bible).*
10. What does the verse have to do with our story? *The LORD descended upon Mt. Sinai with dense cloud, billowing smoke and consuming fire and spoke the words of the 10 Commandments to the Israelites.*
11. Why should we keep the 10 Commandments even though we might not be Israelites (Jews)? *The LORD is our Creator and is King over everything He has made. The 10 Commandments reflect His perfectly holy and loving ways. If we are to love Him and others as He created us to, we will keep the 10 Commandments.*

**Bible Truth Connection Question**

1. What does this verse have to do with the **Bible Truth: God's Laws Are Written in the Bible?** *The LORD descended upon Mt. Sinai with dense cloud, billowing smoke and consuming fire and spoke the words of the 10 Commandments to the Israelites.*

**Story Connection Questions**

1. How does this verse relate to our story? *The LORD descended upon Mt. Sinai with dense cloud, billowing smoke and consuming fire and spoke the words of the 10 Commandments to the Israelites.*

**Life Application Questions**

1. Why should we keep the 10 Commandments even though we are not Israelites? *The LORD is our Creator and is King over everything He has made. The 10 Commandments reflect His perfectly holy and loving ways. If we are to love Him and others as He created us to, we will keep the 10 Commandments.*
2. Can we keep God's laws perfectly? If not, how can we be saved? *We cannot. We can only be saved by turning away from our sins and trusting in Jesus as our own Savior.*

# BIBLE VERSE REVIEW P.2

**ACTS Questions**

1. What is something we can praise God for from this Bible Verse? *Praise God for being the Maker of good and unfailing plans for all of His creation.*
2. What is something we can confess to God from this Bible Truth? *Confess that often we grumble against His plans for our lives, instead of praising Him for them. He rebel against them in what we think, say and do. We want to do things our own way. We deserve His punishment! We need a Savior!*
3. What is something we can thank God for from this Bible Verse? *Thank God for specific parts of His good plan that He has shown us, either through the Bible or through our lives.*
4. What is something we can ask God for from this Bible Verse? *Ask God to work in our hearts, helping us to turn away from our sins and trust in Jesus as our Savior. Ask Him to help us to trust Him and praise Him for His good plans, even when they include suffering or other hard things we do not understand or like. We can ask Him to fulfill all His good plans in us and in the world around us.*

**The Gospel**

1.God's laws tell us how to live to please God, but we disobey them and displease God. How can we be saved? What is the gospel?

*God is the good Creator and King of the world. He made people to worship Him and live by His good laws. But we are all sinners who have rebelled against Him. We all deserve death--God's just, eternal punishment for our sins. How terrible! But God has good news for us. In His great mercy, God sent His Son Jesus to earth to save sinners. Yes, Jesus, the perfect Son of God, left His home in heaven and became a man. He lived the perfect life that pleases God. (He's the only one who has ever done that!) He offered it up to God His Father as the perfect sacrifice for sins when He suffered and died on the cross. Then, on the third day, Jesus rose from the dead in victory. He had fully paid for the sins of God's people, so they wouldn't have to! Now all who turn away from their sins and trust in Jesus as their Savior will receive forgiveness of sins and eternal life with God. They will be His very own special people who will know Him and enjoy Him forever. We can be God's people, too, if we turn from our sins and trust in Jesus as our own Savior.*

## Game: Rush to the Store

**Materials**
Bible verse written up in large print so that all can see
2 large pieces of paper or poster board
A toy shopping cart or shopping bag per team
Empty food or beverage containers such as milk cartons or cereal boxes—one for each word or group of words of the verse (no more than 10 per team)
Paper and marker
Bag or jar
Masking tape
Two tables

**Preparing the Game**
1. Make copy of the verse per team and cut it apart into as many parts as containers per team. Number this verse pieces in order and tape them to the containers.
2. Make a sign per team of the verse. If you have a lot of non- or early readers, write the verse in easy to read print, numbering each word/section that correspond to the sections on the cut-up version of the verse. If your children are all proficient readers, do not write the verse on the poster board, but simply draw lines and number them 1-10, corresponding to the 10 verse pieces.
3. Write down and cut out the numbers used on the verse pieces and put in a little bag or jar.
4. Use the masking tape to mark each team's home starting line.
5. Place each team's "groceries" in separate piles at the far end of the room with space between the two piles for the teacher to stand.

**Learning the Verse**
Some or all of your children may be non- or early readers. Teach the verse in sections, having them say it after you. Repeat a few times. Add clapping or other movement as they say it.

**Directions**
1. If desired, lead the children in a discussion of a ***FEW*** of the most important questions before beginning game.
2. Explain the game to them as follows:
WARNING: Limit the children to walking quickly if you have a slick floor.
Divide the children into two teams and have them line up at their home lines. Explain that the class will say the Bible verse together, then you will pick a number out of your bag. The first player of each team will rush to the store to find the grocery item with that number on it. Instead of money to pay for the grocery, a child says the memory verse to the teacher. Then they rush home with the item in their bag, this place it on their team's table of groceries. The whole class will say the verse again, the teacher will choose another number and the next two children will go find that item, etc. until all items have been purchased and retrieved. Then, the children will line up their groceries so that their verse is in the right order and say the verse together. If working with less confident readers, point out to them that they can use the sign you made and the numbers in the verse pieces as hints to help them line it up properly. The team then says the verse together. The first team to do so, wins.

**Non-competitive Option**
Don't split the children into teams. Have only one set of groceries. Have the children take turns retrieving the item and adding it to the class groceries on the table. Together they will work to put the verse together after collecting all the groceries.

**Optional TAKING IT TO OTHERS Activity: Quiz Questions**
Have the children choose a few of the questions from the game to ask the parents/other children during TAKING IT TO OTHERS time. Help pre-readers by whispering the question in their ear and letting them ask it aloud to the parents/other children. Make sure you read the Bible verse aloud before you ask your questions.

# BIBLE VERSE REVIEW: MUSIC P.4

Directions:
1. Write words to song in large print before class.
2. Play the song for the children, helping them follow along on the song sheet.
3. Discuss the song, using a few questions from the discussion sheet. *Don't use them all!*
4. Introduce sign language for key words of your choice from sign language sheet for your song. Use as few or as many as you think the children can learn.
5. Sing and sign the song. Sign language as well as large format lyrics and sheet music are found in the PFI Unit Songbook or online.
6. If desired, play the Song Game.

**Optional TAKING IT TO OTHERS Activity: Presenting and Singing the Song**
1. Sing and sign the song, encouraging the watching children/parents to join in.
2. Ask the class some of the questions listed below. The Bible Truth Connection Question is particularly good to help them understand how the song ties in with the Bible Truth.

**Hear, O Israel: Deuteronomy 5:1,6-21** **Listen to it on PFI ESV Songs 7, Tracks 9,10**

Refrain:
Hear, O Israel, the statutes and rules I speak,
Learn them and be careful to do them,
Be careful to do them.

You shall have no gods before Me,
You shall not make a carved image,
You shall not bow down or serve them.
You shall not take the name of the Lord in vain,
Observe the Sabbath day,
Honor your father and mother. *Refrain*

You shall not murder,
You shall not commit adult'ry,
You shall not steal,
You shall not bear false witness against your neighbor,
You shall not covet anything. *Refrain*
Deuteronomy Five, verses one, six through twenty-one

## Song Game: Word Take Away

**Materials**
Sign Language Signs and Song
White board and marker
Eraser

**Preparing the Game**
1. Write the words to the song on a white board.

**Playing the Game**
1. After children have learned the song and signs well, then tell the children that you are going to leave out words from the song (that you've learned signs for) and just do the sign in its place.
2. Have the children help you choose a word to take out. Erase the word from the board. Review the sign the for erased word.
3. Sing the song, trying to remember to NOT sing the word and do only the sign.
4. Continue to take out words until all of the words (with signs) have been taken out.

Game continues as number of questions, time, and attention span allow.

# STORY REVIEW P.1

Directions: Read and discuss Bible Truth, using a FEW of the questions. Play game. Feel free to modify the game to fit your children.

**General Story Questions**

1. Why didn't the LORD have Moses take the Israelites straight to the Promised Land? *He was taking them to Mt. Sinai to make a covenant with them.*
2. What message did Moses give to the elders from the LORD when they got to Mt. Sinai? *Tell them that He wanted to make a covenant with them for Him to be their King and provider and they to be His treasured possession.*
3. What did the LORD mean when He told them that they would be a kingdom of priests? *Priests are go-betweens between God and people. If the Israelites kept their covenant with Him, they would live holy lives and reflect God's glory to the rest of the nations of the world. They would show them what God is like and invite them to know the LORD, too.*
4. What did the LORD tell the people to do to prepare for His meeting with them? *Wash themselves and set limits around the base of Mt. Sinai.*
5. Why was it so important that no one set foot on Mt. Sinai when the LORD came down to meet with them? *The LORD is holy and we are all but sinful creatures, deserving His punishment for our rebellion. The wages of our sin is death. The LORD's presence on Mt. Sinai made it holy. The people must stay away from it so that they, in their sinfulness, would not have to be put to death by coming into contact with His holiness. The LORD was protecting them by giving them this command.*
6. What did the Israelites see and hear on the third day when the LORD came to meet with them? *Mt. Sinai was covered in a dense cloud with lightning. Fire consumed the mountain as the LORD came down. There was lots of lightning and the sound of a very, very loud trumpet. The mountain trembled violently.*
7. What did the LORD say to the Israelites when He came down Mt. Sinai? The words of His covenant, including *the Ten Commandments.*
8. Why did the people not want to hear the LORD speak to them, Himself? *They were terrified when they heard His voice.*
9. What did the LORD want to happen as a result of the people hearing His voice? *They would honor and fear Him and keep His commandments as He knew would be best for them as well as glorify Him.*
10. What kinds of laws did the LORD give Moses when he went up Mt. Sinai? *More laws to help them to live out the Ten Commandments in their every day lives.*
11. What did Moses do when he came back down the mountain? *He wrote down all of God's words in the Book of the Covenant, built an altar and 12 stone pillars, and had them sacrifice bulls.*
12. How was the covenant sealed? *Half the bulls' blood was sprinkled on the altar and half was sprinkled on the people. This showed it was a life-or-death covenant that they were making.*
13. What happened at the fellowship meal? *The priests, 70 elders and Moses ate the meat sacrificed to the LORD. They had a glimpse of the LORD: his feet and the sapphire floor below them.*

**Bible Truth Connection Questions**

1. What does this story have to do with our Bible Truth? *This is the story of when the LORD gave the Israelites His laws, the 10 Commandments.*

**Bible Verse Connection Question**

1. What does the story have to do with our **Bible Verse: Deuteronomy 5:1,6-21:** "Hear, O Israel, the statutes and the rules that I speak in your hearing today, and you shall learn them and be careful to do them... I am the LORD your God...You shall have no other gods before me...You shall not make for yourself a carved image, or any likeness of anything...You shall not bow down to them or serve them...You shall not take the name of the LORD your God in vain...Observe the Sabbath day, to keep it holy...Honor your father and your mother...You shall not murder...And you shall not commit adultery...And you shall not steal...And you shall not bear false witness against your neighbor...And you shall not covet...anything that is your neighbor's."?
*This is the story of how the LORD first gave those laws to the Israelites as part of His covenant with them.*

# STORY REVIEW P.2

**Life Application Questions**

1. Are the Ten Commandments for us, too? Why? Yes. *They tell us how we can live lives that please God. Anyone who wants to love God should keep His commands.*
2. Since we are all breakers of God's laws, what must we do to be saved? *We must turn from our sins and trust in Jesus as our own Savior. Only Jesus can save us!*

**ACTS Questions**

1. What is something we can praise God for being that we learned in our story?
*Praise God for being the Giver of Perfectly Good Laws.*
2. What is something we can confess as sin that we learned in our story?
*Confess that we break the good laws gave us to live by. We deserve His punishment. We need a Savior!*
3. What is something we can thank God for that we learned in our story?
*We can thank God not just giving us His good laws, but sending Jesus to save all who turn away from their sins and trust in Him as their Savior.*
4. What is something we can ask God for that we learned in our story?
*We can ask God to work in our hearts, helping us to turn away from our sins and trust Jesus as our own Savior. We can ask Him to help us to keep His good laws so that we love Him and love others as He wants us to.*

**The Gospel**

1. God has given us His good laws. He tells us how He wants us to live, but we all disobey them. Is there any hope for us? What is the gospel?
*God is the good Creator and King of the world. He made people to worship Him and live by His good laws. But we are all sinners who have rebelled against Him. We all deserve death--God's just, eternal punishment for our sins. How terrible! But God has good news for us. In His great mercy, God sent His Son Jesus to earth to save sinners. Yes, Jesus, the perfect Son of God, left His home in heaven and became a man. He lived the perfect life that pleases God. (He's the only one who has ever done that!) He offered it up to God His Father as the perfect sacrifice for sins when He suffered and died on the cross. Then, on the third day, Jesus rose from the dead in victory. He had fully paid for the sins of God's people, so they wouldn't have to! Now all who turn away from their sins and trust in Jesus as their Savior will receive forgiveness of sins and eternal life with God. They will be His very own special people who will know Him and enjoy Him forever. We can be God's people, too, if we turn from our sins and trust in Jesus as our own Savior.*

# Game: String Along

**Materials**
Ball of string
Scissors
A jar/bag big enough to fit all the string
Masking tape
Paper and marker
20+ Story Review Questions and other story review questions

**Preparing the Game**
1. Choose 20+ questions for your game from the Story Review Discussion Questions, or make up your own.
2. Cut various lengths of string and place them in the jar, mixed up so it is not easy to see how long they are.

**Playing the Game**
Divide the children into two teams and have them line up at the masking tape line. Read Team A a Story Review question. If they can correctly answer it, then the first child in line stands up and picks a piece of string from the bag/jar without looking. He holds up the string for every one to see. The leader places the piece of string at Team's A's line, but lets it point away from the group. If Team A does NOT correctly answer the question, the Team B can try to correctly answer it. If they do, then the first person in the Team B line gets to pick out a string instead of Team A. Next, it is Team B's turn. Continue as above. Each time a team gets a new piece of string, it is tied to the other strings. The goal is to see who can get the longest string by the end of the game.

Play continues as Story Review cards last; or, as time and attention span allow.

**Non-competitive Option**
Don't split into teams. Mark a length along the floor, wall, etc. Tell the children this is their target string length and they will work together to see how few questions it takes the group to reach the target length. Have the children take turns pulling out a piece of string to be added to the group as the leader reads a question. If the class gets the right answer, the piece of string is added onto the group's string. Continue until the target length is reached, noting how many pieces it took. Untie the string pieces, put them back in the jar and start again, seeing if they can reach the target length with less pieces the second time.

**Optional TAKING IT TO OTHERS Activity: Quiz Questions**
Have the children choose a few of the questions from the game to ask the parents/other children during TAKING IT TO OTHERS time. Help pre-readers by whispering the question in their ear and letting them ask it aloud to the parents/other children.

# CASE REPLAY ACTIVITIES P.1

Use this guide to review the Case Story and act it out for others to enjoy!

## CASE REPLAY, JR: YOUNGEST CHILDREN

**Description:** The children will act out the story together, everyone doing the same action/sound effect at the same time. This activity is most suitable for kindergarteners.

**Materials**
The Case RePlay, Jr. script for younger children

**Preparation**
1. Read through the script and write in the blanks along the side possible actions/sound effects the children could do to act it out.

**Instructions**
1. Tell the children that they will be re-enacting the story together as you tell it.
2. As you read the script, lead the children in actions/sound effects to do with you.
3. If desired, you can read the script and stop at certain sentences and ask them what a good action/sound effect would be to act out what you just read.
4. Repeat the re-enactment one or two times more.

## CASE REPLAY, SR: OLDER CHILDREN

**Description:** The children act out the story as a three-scene play. You will narrate it using the Case RePlay, Sr. script and they will act it out (no spoken words, for the most part), with each child assuming a different character's role. This activity is most suitable for first grade and up. You will review the story, then practice it a few times before performing it for others.

**Materials**
The Case RePlay, Sr. script
White board or other large format paper
Costumes and props

**Preparation**
1. Prepare for the play by choosing costumes and props for each character in the story. Decorate the area with any scenery props.
2. Write the words "Beginning," "Middle," "End" on a large piece of paper/whiteboard with plenty of space under each heading. You will use this paper to help the children think about the story as a three-scene play, as it is presented in the script.

**Instructions**
1. Tell the children that they will get to act out the story as a three-scene play, with a beginning, middle and end section. Tell them that before they can act it out, they need to think it out. as you narrate it with your script.
2. Take the children's answers as they recount the story, helping them put key incidents in the right order.
3. If desired, when they have filled in their Beginning, Middle, End, read through your whole (real) script, so they hear exactly what you will have them act out.
4. Then tell the children that it's time to practice acting out the story.
5. Assign parts to each child. If you are using costumes, do NOT give them out at this point. They will be a distraction.
6. Have all the children sit on the floor or in chairs on one side of the "stage," then call the characters up in place as their part in the story comes.
7. As you read the script, guide the children in where you want them to move or do to act it out.
8. After going through the whole script once, give out any costumes and props and act out the script once or twice more.

**Optional TAKING IT TO OTHERS Activity: Re-enacting the Story**
Read the script as the children act out together (younger) or assuming different roles (older) as the other children or the parents watch.

# CASE REPLAY, JR--YOUNGER KIDS (KINDERGARTEN) P.2

"Welcome to our play! The name of our story is called: The Case of the Invisible Hand.

This is a Old Testament story. It took place about 1400 years before Jesus lived on earth.

And now we present: "The Case of the Invisible Hand."

**Scene 1:**

It is Exodus Day! The LORD has freed the Israelites from slavery in Egypt and now they are headed towards the wonderful Promised Land. How excited they are! But Moses leads the Israelites not north towards the Promised Land, but south to Mt. Sinai. The LORD plans to make a covenant with them before taking them into the Promised Land. As the people camp on the plain at the base of the mountain, Moses goes up and down the mountain with messages between the people and the LORD. The 70 elders tell Moses that they want to make the covenant the LORD is offering them to become His treasured possession. The LORD tells the people to get ready to meet Him in three days by washing themselves and putting limits around the mountain base.

**Scene 2:**

On the third day, the mountain is covered in cloud with great flashes of lightning and rumbles of thunder. Suddenly there was a very loud trumpet blast that gets louder and louder. Moses gathered the people at the base of the mountain. The trumpet blast gets louder and louder and smoke billows off the mountain as the LORD descends on it with consuming fire. The mountain quakes violently. The LORD speaks to Moses and the people. He tells them the Ten Commandments. The people are so frightened to hear the LORD's voice that they plead with Moses to get the rest of God's laws for them. They promise to do whatever the LORD says. Moses goes up into the fiery, cloudy mountain and receives the rest of the covenant from the LORD. He gives Moses laws for how the Israelites are to love and honor Him in their everyday lives. When He finishes, the LORD tells Moses to write down all the words in the Book of the Covenant and prepare an altar and the people to seal the covenant.

**Scene 3:**

Moses goes down and writes everything in the Book of the Covenant. The next morning he builds an altar and 12 stone pillars. He has them make sacrifices of bulls. He sprinkles half the blood on the altar; half he puts in bowls. He reads the Book of the Covenant to the people gathered at the altar. They agree to keep the covenant. Moses sprinkles them with blood from the bowls to seal the covenant. The 70 elders, Aaron and Nadab the priests go with Moses to the edge of the mountain to celebrate a fellowship meal with the LORD. The LORD appears to them, but all they see is His feet and a beautiful, sapphire pavement. After the meal, everyone goes back down to the people except Moses, whom the LORD call to go up (along with Joshua) Mt. Sinai, still consumed with cloud and fire, to receive the two stone tablets with the Ten Commandments on them.

**Bible Truth Tie-In:**

The Bible Truth we are learning is: **God's Laws Are Written in the Bible.** This is the story of how God gave the Israelites the Ten Commandments through Moses.

**Actions:**

# CASE REPLAY, SR--OLDER KIDS (1ST GRADE AND UP) P.3

"Welcome to our play! The name of our story is called: The Case of the Invisible Hand.

This is a Old Testament story. It took place about 1400 years before Jesus lived on earth.

The characters in our story are: Moses, the Israelites, the 70 elders, Aaron, Nadab the priest, and Joshua.

And now we present: "The Case of the Invisible Hand."

**Scene 1: (Beginning)**
It is Exodus Day! The LORD has freed the Israelites from slavery in Egypt and now they are headed towards the wonderful Promised Land. How excited they are! But Moses leads the Israelites not north towards the Promised Land, but south to Mt. Sinai. The LORD plans to make a covenant with them before taking them into the Promised Land. As the people camp on the plain at the base of the mountain, Moses goes up and down the mountain with messages between the people and the LORD. The 70 elders tell Moses that they want to make the covenant the LORD is offering them to become His treasured possession. The LORD tells the people to get ready to meet Him in three days by washing themselves and putting limits around the mountain base.

**Scene 2: (Middle)**
On the third day, the mountain is covered in cloud with great flashes of lightning and rumbles of thunder. Suddenly there was a very loud trumpet blast that gets louder and louder. Moses gathered the people at the base of the mountain. The trumpet blast gets louder and louder and smoke billows off the mountain as the LORD descends on it with consuming fire. The mountain quakes violently. The LORD speaks to Moses and the people. He tells them the Ten Commandments. The people are so frightened to hear the LORD's voice that they plead with Moses to get the rest of God's laws for them. They promise to do whatever the LORD says. Moses goes up into the fiery, cloudy mountain and receives the rest of the covenant from the LORD. He gives Moses laws for how the Israelites are to love and honor Him in their everyday lives. When He finishes, the LORD tells Moses to write down all the words in the Book of the Covenant and prepare an altar and the people to seal the covenant.

**Scene 3: (End)**
Moses goes down and writes everything in the Book of the Covenant. The next morning he builds an altar and 12 stone pillars. He has them make sacrifices of bulls. He sprinkles half the blood on the altar; half he puts in bowls. He reads the Book of the Covenant to the people gathered at the altar. They agree to keep the covenant. Moses sprinkles them with blood from the bowls to seal the covenant. The 70 elders, Aaron and Nadab the priests go with Moses to the edge of the mountain to celebrate a fellowship meal with the LORD. The LORD appears to them, but all they see is His feet and a beautiful, sapphire pavement. After the meal, everyone goes back down to the people except Moses, whom the LORD call to go up (along with Joshua) Mt. Sinai, still consumed with cloud and fire, to receive the two stone tablets with the Ten Commandments on them.

**Bible Truth Tie-In:**
The Bible Truth we are learning is: **God's Laws Are Written in the Bible.** This is the story of how God gave the Israelites the Ten Commandments through Moses.

# Mt. Sinai in Thick Clouds, Lightning, and Consuming Fire

**Description**
Children will make a Mt. Sinai out of a paper cup, craft sand, construction paper, and cotton balls. (See Picture #1)

**Materials**
1 16 oz. plastic or paper cup per child
Orange, Yellow and Red Construction Paper Glue Sticks
Or, White Card/Construction Paper and orange, Yellow and Red Crayons/markers
Glue Sticks
Craft Glue and pieces of sponge to use as applicators
Cotton Balls
Black Tempera Paint (or markers)
Gray or Brown craft sand

**Preparing the Craft**
1. Cut Pattern #1 out of orange, yellow and red construction paper, 2 or 3 of each color per child. Cut Pattern #2 out of the yellow construction paper, 4 per child.
2. Place craft sand, craft glue and thick black tempera paint in trays.

**Making the Craft**
1. Show the sample of the craft you have made.
2. Have the children spread an ample layer of glue over the sides and bottom of the cup.
3. Have the children apply the craft sand in a band about 2" wide around the cup's lip (this will be the base of Mt. Sinai, b/c cup will be turned over upside down).
4. If using white construction paper flames, color them red, orange, yellow. Then attach them in a layer effect around the middle of the upside down cup, just above the sand, tips of flames pointing down towards the sand.
5. Bend lightning bolts into an arc shape then glue them spaced evenly around the remaining side section of the cup. Dip the cotton balls into the black paint then attach to top and upper sides of cup until rest of cup is covered and lightning bolts stick out. You even want to cover up the ends of the flames so that the flames stick out from the bottom of the clouds. Allow to dry.

**Optional TAKING IT TO OTHERS Activity: Craft Presentation**
If you are presenting the craft to other children or parents the children can hold up their crafts (or your model craft) and read their Bible Truth Connection answers to explain the importance of the craft.

CASE CRAFT

## Discussion Guide

**Instructions:**
As the children are settled into making their craft, ask them these questions to help them understand the craft's significance. Use the answers provided to guide the children's answers.

**Discussion Questions**

1. Where did the LORD guide the Israelites to instead of the Promised Land? *To Mt. Sinai.*

2. Why did He take them to Mt. Sinai?
*To give them His laws and make a covenant with them to be their God.*

3. How did He show Himself to them? How did they respond? Why?
The Israelites trembled with fear as they watched the LORD descend upon Mt. Sinai in thick clouds, lightning, and consuming fire because they realized how holy and mighty He was; and, how sinful and weak they were to stand in His presence.

4. What is the Bible Truth that we are learning?
*God's Laws Are Written in the Bible.*

5. What does our craft have to do with our Bible Truth: God's Laws Are Written in the Bible.
*The LORD came down in the consuming fire and spoke the words of His 10 Commandments to the Israelites, Himself. He desired for them to know He was the great, one and only God that they would keep His commands even when tempted to disobey them. Their obedience to His laws would glorify Him and would be a great blessing to them.*

6. What can this craft help us remember?
*The LORD is still the same great, one and only God that the Israelites saw Him to be that day. When we are tempted to break God's laws, we should remember who He is, that we should obey Him and the great blessing His Laws are in our lives.*

TAKING IT TO OTHERS

## Craft Presentation

**Instructions:**
Have children hold up your model craft/their crafts. Choose five children (or you say) the five sections below to explain the craft's importance.

**Presentation:**

1. Our craft is: Mt. Sinai in Thick Clouds, LIghtning, and Consuming Fire.

2. The Israelites trembled with fear as they watched the LORD descend upon Mt. Sinai in thick clouds, lightning, and consuming fire because they realized how holy and mighty He was; and, how sinful and weak they were to stand in His presence.

3. Bible Truth 1 is: God's Laws Are Written in the Bible.

4. The LORD came down in the consuming fire and spoke the words of His 10 Commandments to the Israelites, Himself. He desired for them to know He was the great, one and only God that they would keep His commands even when tempted to disobey them. Their obedience to His laws would glorify Him and would be a great blessing to them.

5. Our craft can help us remember that the LORD is still the same great, one and only God that the Israelites saw Him to be that day. When we are tempted to break God's laws, we should remember who He is, that we should obey Him and the great blessing His Laws are in our lives.

Note: Even non-readers can participate in presenting the craft, if you will whisper what they are to say in their ear and let them say it aloud for the others to hear.







# TREAT SOMEONE LIKE A VIPP Pray for a Very Important Prayer Person P.1

## BEFORE CLASS:

### 1. PICK YOUR PERSON

VIPPs can be anyone in your church! Typically, they fall into 6 categories: Church staff, Elders, Deacons/deaconesses, Special Volunteers (people who aren't paid, but spend a lot of time helping out in particular ways), Supported Workers (aka missionaries), and Church Members.

### 2. GATHER YOUR FACTS

Use the VIPP Information Sheet to write down the facts about your VIPP. The information on this worksheet is used in the VIPP activities, listed in the "Choose an Activity" section below.

## DURING THE ACTIVITY:

### 1. INTRODUCE YOUR VIPP

Introduce your VIPP to the children, using the VIPP Information Sheet. Fill in a set of VIPP Clue Cards with the information for your VIPP. If desired, you can even have the actual person come into class for the children to meet.

Need help describing what someone does for the church in a kid-friendly way? Check out the list of common VIPPs on the Praise Factory website in the PFI resources. There are lots of kid-friendly descriptions for common VIPP's, such as pastors, elders, deacons and a lot more.

### 2. PRAY!

Lead the children in praying for the VIPP. Ask the children if they would like to pray for one of the VIPPs prayer requests. Even non-readers can pray for the VIPP if you whisper the prayer request in their ear, then let them say it aloud. Never force a child to pray!

### 3. CHOOSE AN ACTIVITY

There are two activities you can use to help the children learn about the VIPP:

**VIPP Clue Cards:** These are nine coloring sheets in which children fill in the nine things they learn about the VIPP from the VIPP Information Sheet. Photocopy a set of each child. Use as few or as many of these Clue Cards as you desire.

**VIPP Game:** This is a game that uses a set of Clue Cards for one or two VIPPs.
Choose a VIPP and fill in his/her information on the VIPP Information Sheet. Fill in a set of VIPP Clue Cards with the information for your VIPP. Tell the children about the VIPP, having them fill in the VIPP Clue Cards with the key facts as they learn them. Write any words the children need to write on a white-board or other piece of paper so they can see how to spell them. Help younger children write these words on their clue cards. Ideas for how to tell the children about many common VIPPs are listed at praisefactory.org with the resources for this Bible Truth.

**Optional TAKING IT TO OTHERS Activity: Introduce and Pray for the VIPP**
If you are presenting the VIPP to other children or parents you can assign children to hold up the 10 clue cards and say what each card tells about the VIPP. (Or, you can have the children hold them up as you tell what each one means.) Then lead the children in praying for the VIPP.

# Game: Ball Roll Review

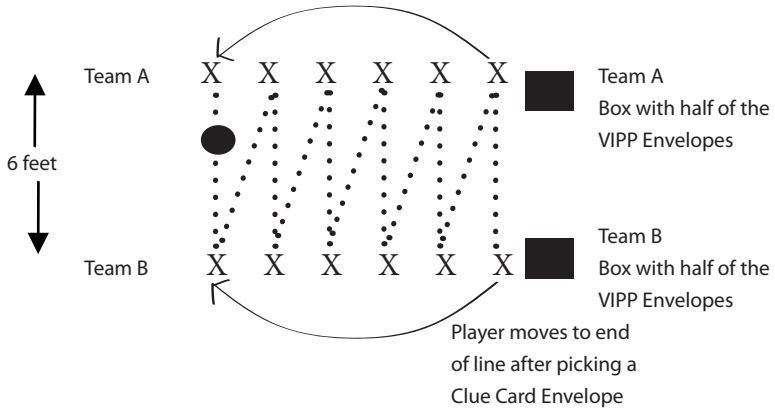


**Materials**
Information Sheet for one VIPP
2 Set of Clue Cards
Ball
8 8.5" x 11" Manilla Envelopes
Tape
Pen and Markers
2 Boxes

**Preparing the Game**
1. Fill in one set of clue sheets for the VIPP you are using.
2. Tape the other (blank) set of Clue Cards to the outside of the manilla envelopes.
3. Put the filled-in clue cards in the corresponding envelope.
4. Put half the Clue Card Envelopes in one box and the other half in the other box. These are the Team A and Team B Boxes.

**Playing the Game**
***Reveal*:** Tell the children about the VIPP, showing them your filled-in clue cards as you tell about them.

***Review*:** Have the children break into two even groups and sit down on the floor facing each other, with about a 6' spread between the 2 lines (see diagram above). For Round 1, Give the ball to the first child in Team A and have them roll it across to the child on Team B directly across from them. Then, that Team B child rolls it back across to the next child on Team A, etc. all the way down the line to the last child on Team B. The last child to get the ball will then pick a Clue Card envelope out of their team's box. They (or the teacher) will tell the group and the Clue Card category by looking at the picture of the Clue Card on the outside of the envelope. Have the children try to remember the VIPP's answer to the category. If the class gets it right, the category is "retired". If they get it wrong, then it gets put back in the pile of category envelopes. The child who picked the Clue Card, then takes their place at the other end of the line. They begin Round 2 by rolling the ball to the first person on Team A, etc. This time, the ball will end up with the last child in the Team A line. ending with the last child in the other line, who gets up and chooses a clue from their Clue Card box. Continue until all the clues have been chosen/answered correctly.

# VIPP INFORMATION SHEET P.3

## VIPP NAME:

_____

## WHAT VIPP LOOKS LIKE

Man or Woman? _____

Hair color? _____

Eye color?_____

## FAVORITE ANIMAL

_____

_____

## FAVORITE FOOD

_____

_____

## FAVORITE FREE TIME ACTIVITY

_____

_____

## WHAT VIPP DOES DURING WEEK

_____

_____

_____

_____

## VIPP GROUP OF SERVICE:

Church Member  Deacon

Elder  Church Staff

Special Volunteer  Supported Worker (Missionary)

## 3 WAYS VIPP SERVES CHURCH

_____

_____

_____

_____

_____

_____

_____

_____

## 3 WAYS TO PRAY FOR THE VIPP

_____

_____

_____

_____

_____

_____

_____

_____

# BIBLE TRUTH 1, LESSON 2: PLANNER/OVERVIEW

## GETTING STARTED: Welcome and Opening Songs *(introduce unit and get kids moving with these songs)*

**Welcome to Praise Factory:** PFI: Praise Factory Investigators Theme Song *PFI ESV Songs 7, Track 1*

**Rules to Help Us Worship God and Love One Another:** WoGoLOA Classroom Rules Song
*PFI ESV Songs 7, Track 2*

**Big Question Under Investigation:** Big Question 7 Songs *PFI ESV Songs 7, Tracks 3,4*

**Big Question Bible Verse:** Psalm 19:7,9,10,11 Songs: *PFI ESV Songs 7, Tracks 5,6,7*

## DIGGING DEEP DOWN: Key Concept and Story *(introduce the Bible Truth and tell the related story)*

**Bible Truth 1:** God's Laws Are Written in the Bible

**Bible Truth Hymn:** The God of Abraham Praise, v.2 *PFI ESV Songs 7, Track 8*

**Bible Verse**: Deuteronomy 5:1,6-2

**Bible Verse Song:** Hear, O Israel 1 *PFI ESV Songs 7, Trackk 9,10*

**Lesson 2 Story of the Saints:** The Case of the Clever Cloth Cloister

## TAKING ACTION: Response Activities *(choose from among these activities)*

**Snack and Discussion Planner:** English New Testament Hidden in a Roll of Cloth

**ACTS Prayer:** Prayer Sheet

**Bible Truth Review:** Discussion Questions and Game: Inspecting the Troops

**Bible Truth Hymn:** The God of Abraham Praise, v.2 *PFI ESV Songs 7, Track 8*
Song, Sign Language and Song Game: Big Voice, Little Voice **PFI ESV Songs 7 BOOK or ONLINE**

**Bible Verse Review:** Deuteronomy 5:1,6-2 Discussion Sheet and Game: Paper Boot Shuffle

**Bible Verse Song:** Hear, O Israel Deuteronomy 5:1,6-2 *PFI ESV Songs 7, Tracks 9,10*
Song, Sign Language and Song Game: Sign It, Say It, What Does It Mean? **PFI ESV Songs 7 BOOK or ONLINE**

**Story Review:** Discussion Questions and Game: People Pins

**Case Replay, Jr: Drama Activity for Youngest Children** (children do same story actions together)

**Case Replay, Sr: Drama Activity for Most Children** (children re-tell story with individual parts)

**Craft:** English New Testament Hidden in Cloth Bundle

**VIPP (Very Important Prayer Person) Prayer Time:** Coloring Sheets (Back of book), Game: Over, Under & Throw

## TAKING IT HOME: Take Home Sheet for Review and Family Devotions

**PFI Pronto:** Bible Truth 1, Lesson 2 **PFI ESV PRONTOS 7 BOOK or ONLINE**

# STORY OF THE SAINTS P.1

## The Case of the Clever Cloth Cloister

by Connie Dever

**Our story is called:**
**The Case of the Clever, Clothes Cloister.**

1. A cloister is a word we use for a place that is hidden away from sight. How was cloth used as a cloister?
2. Who used came up with the idea to use the cloth as a hiding place? What very important thing did it hide? What did God use the hidden things to do?

This story takes place in England in the early 1500's.

Tutor William Tyndale and his two students, Harry and Richard Walsh, closed their books. School was over at Sodbury Manor for the day. It was time for dinner. They joined the others and entered the beautiful, oak-paneled dining room and sat down at the big banquet table. Dinner was a grand affair at Sodbury Manor, home of Sir John Walsh. He was a very important knight and very close to the royal family.

Many evenings, Sir John hosted many other powerful and well-educated men and discussed the exciting happenings of their day. They talked about the great explorer Bartholomew Diaz 's discovering Africa to the south and Christopher Columbus's discovering a New World to the west. Vasco Da Gama had sailed all the way around Africa and uncovered the land of India with her delicious spices. Some were beginning to even believe that the world was round, not flat! Copernicus made a powerful telescope and discovered the earth revolved around the sun. And thanks to William Caxton's newly-invented printing press, many could buy books to read about all of these amazing things. Yes, indeed! There was lots for these well-educated men to talk about at dinner!

As only a tutor—a hired teacher for children-- William Tyndale certainly was poorer and younger than most who gathered around Sir John's dinner table. But he was a priest and just as well educated as any of them. He had gone to both Oxford and Cambridge University, the two finest universities in England. He followed the dinner conversation carefully and gave his opinion at time.

William enjoyed discussing these discoveries, but there was other news that was shaking the world that he cared about even more. And in the end, he cared about it so much, that he would die for it. What was this thing he cared so much about? It was salvation --that is, what we must do to be saved from our sins.

Many of the men who joined Sir John for dinner were priests in the Catholic Church. They believed, like most in those days, that the Christians should follow the ideas—called traditions--made up by the Pope, the powerful church leader who lived in Italy. They believed God spoke His will through the Pope and his ideas should be obeyed just like the words in the Bible. One of the ideas—traditions—that the Pope taught was that people had to do certain good works to be saved. And, if people didn't do enough of these good works, he said they could pay money to the Church to help take away some of God's punishment for their sins. The Pope even taught that people could pay money to take away punishment of other people's sins…even dead people's sins! These certainly were ideas not in the Bible!

The Pope also taught that the Bible should only be printed in Latin, a language most people couldn't read. He thought only the church leaders should have Bibles because common people didn't know enough to understand it properly.

William disagreed with these men. He had spent years in university reading the Bible for himself and learned that the Pope's traditions weren't like God's laws at all. He agreed with Martin Luther--a priest from Germany: the Bible says our own good works can't save us and no amount of money could ever buy it for us. Salvation is the free gift of God through faith in Jesus Christ. And, William thought everyone should have the Bible in their own language to read. Why, God gave the Ten Commandments in the language of the Israelites, so they could learn and read it themselves. Jesus and the apostles spoke and wrote in the language of the

**Story-telling Tips**
Ahead of time:
1. Read the Bible verses and story. Pray!
2. Create story cue cards on index cards (or highlight text).
3. Practice telling story dramatically, timing your presentation Shorten, if necessary to fit your allotted time.
4. Decorate area with story props that help bring your story alive.

During your presentation:
1. Maintain as much eye contact as possible as you tell the story. Point to/use props at important points in the story. Include the kids in your story with a few questions about what they think will happen or words/concepts that might be new to them.
2. Watch the kids for signs that their attention span has been reached. Shorten, if necessary.

people of their day, too. Why would God want it to be any different now? William thought.

William was upset. He knew that millions of people were dying in their sins because they believed in the Pope's traditions instead of God's Word. They needed to read God's Word themselves and learn what it really said. Then they could turn away from their sins and trust in Jesus as their Savior.

William wanted this so badly that he decided to do something about it...right then! He began challenging the priests gathered around the Walshes' dinner table and proving them wrong. How angry these men became!

Then one night came the conversation that was to change William's life. "The common people don't need the Bible in their own language. It is enough if the priests read it," a church leader named Hampton said.

"But the priests are either too lazy or don't know enough to understand it themselves!" William argued. "Why, right here in our area, half of the priests cannot rightly speak the Ten Commandments!"

But Hampton stood up for the Pope and his decisions. "Better the people have the traditions of the Pope than the commandments of God, I say!" he said.

William could not believe his ears! This man was setting the Pope and his traditions above God and His laws. That was idolatry! "Listen to me," William vowed that night, "This one thing I do! If God spare my life, before many years I will cause a boy that drives the plough out in the field to know more of Scriptures than you know!" Right then and there, William had made a choice. He would leave his easy life as a tutor and translate the Bible into English himself.

No sooner had William started his translation, then he made powerful enemies. Cuthbert Tunstall, the Archbishop of Canterbury (a very important church leader in England), refused to give permission to translate the Bible into English. This meant William could be killed if he kept up his work! Did this stop William? No, it did not. "This one thing I do!" William resolved. "I will not stop until I get the Bible translated into English, even if I die at the stake!" he vowed.

William was forced to England or die. He went to Germany, where Martin Luther lived. He would translate the Bible there, then smuggle it back to England.

At first things went well. By the end of the first year, he had translated all of the New Testament into English and had sent it to the printing press to be copied.

Before long, trouble arose. William looked up from the Greek and Hebrew manuscripts piled on his desk as Roye, his assistant burst into the room. "Sssh! Master Tyndale," said William's friend, carefully locking the door. "We're found out! We must run for our lives," he exclaimed.

"Found out! How? By whom?" William asked.

"Our enemy, John Cochlaeus, overheard some of the printers' men talking about the English Bible. Soldiers are coming to stop the presses, destroy your work and arrest you!" Roye told him. "There is just time for you to escape! Hurry!"

William and Roye quickly gathered up the pages of the English Bible, hid them under their coats, then slipped away down a dark street and out of the city. By morning, they were well on their way to Worms (pronounced "Vorms"), carrying their heavy but precious burden with them.

In Worms, William found another printer to print his precious English New Testament. At last 6000 were ready to go out. William found cloth merchants who agreed to slip the Bibles into their bundles of cloth bound for England and get them into the hands of the common people. Their dangerous plan worked! People everywhere were reading God's Word for themselves for the first time! They read God's laws and knew they were sinners. They read the good news of salvation through faith in Jesus, trusted in Him and were saved!

William was delighted! This was what he hoped for! But Archbishop Tunstall and many others were furious! "This man must be stopped! The people must not read this book!! Gather all of the New Testaments you can and burn them up right outside of St. Paul's Cathedral in London," he ordered.

Did this stop William? No, it did not! "This one thing I will do!" was his motto and he would see that the English people had their Bible. He printed more New Testaments and smuggled them in. Then William and his new assistant, Coverdale, began work on the English Old Testament.

William's enemies weren't finished either. They hired a man named Henry Philips to make friends with William and then capture him and his English Bible. Philips did his job well. Soon William trusted him and shared with him his dream for the English people to have the whole Bible in English. How important it was for them to have all of God's laws, all of God's Word to know and live by!

William soon had given his enemies all the information they needed. They set their final trap and captured him and his English Bible. They destroyed his papers and sentenced William to death. He was hung, then his body burned at the stake.

Even as he died, William was still thinking of the "one thing" he would do. "Lord, open the King of England's eyes," he prayed as the flames leapt up around him. William knew that God could change the king's heart and approve the English Bible.

The Lord answered William's prayer in just nine short months. Coverdale, his assistant, kept working on the Old Testament until it was completely translated into English. And not long afterwards, King Henry the VIII of England commanded that the finished English Bible should be printed and read freely throughout the land. Within three years, the King made it law that every church in England make a copy of the English Bible available to its members. And perhaps you have heard of: the King James Bible or even have one? If you want to hear what William's translation of the Bible sounded like, have someone read some of the King James Bible to you, for it is almost entirely taken from William Tyndale's original translation.

"This one this I do," said William Tyndale, even to his last ounce of strength. With the help of God, that one thing he did!

## Cracking the Case:

**It's time to answer our Case Questions.**

**1. A cloister is a word we use for a place that is hidden away from sight. How was cloth used as a cloister?**
Bundles of cloth were used to hide copies of the New Testament that were being smuggled into England.

**2. Who used came up with the idea to use the cloth as a hiding place? What did God use the hidden things to do?** William Tyndale. God used these New Testament to give the people of England a Bible they could read and learn themselves.

## Something for Me and You

**Our Bible Truth is:**

**God's Laws Are Written in the Bible**

How wonderful it is that we get to hear these Ten Commandments and all of God's other laws in English, our own language.! Next time you hold an English Bible in your hands or hear the Bible read to you in English, take time to thank God for His brave servant, William Tyndale, who gave his life that you and I might know the wonderful difference between the traditions of the Pope and laws of God. Because of his sacrifice we can read that all of us are lawbreakers, deserving God's eternal judgment for our sins; yet, by faith in the Lord Jesus Christ, we can receive God's free gift of salvation. William Tyndale made it the one thing he would do to make this Bible available to people who read and speak English like us. Shouldn't we make it our one thing to read it?

Let's praise God for giving us His laws in the Bible and letting us read them in our own language! Let's ask God to work in our hearts as we read His laws, that we might live holy lives that reflect His own holiness for others to see and to bring glory to His name. *Close in prayer.*

## Closing ACTS Prayer

**A** God, we praise You for being completely powerful to complete Your will, even when strong enemies oppose it.

**C** God, we confess that we have Your laws to read in English, thanks to William Tyndale's work, and they show us that we are lawbreakers. We need a Savior!

**T** God, we thank You for giving us the Bible to read in English, that we can read it ourselves and know the good news of Jesus.

**S** God, work in our hearts. Help us to turn away from our sins and trust Jesus as our own Savior. Help us to read and love His Word. Give us courage to do great things for the sake of the gospel, just like He did in William Tyndale.

# ACTS PRAYER ACTIVITY

Use this sheet to write down your ACTS Prayer

**Instructions:**
Use this sheet to help the children apply the Bible Truth into a prayer. You can use the ACTS provided or even better, have the kids think of their own applications. Also have the children add their personal requests to the prayer, too. Lead the children in the prayer or let them pray sections, with your help. Never force a child to pray! Non-readers can participate by you whispering a section of the prayer into their ear and allowing them to pray it aloud for the group.

## ADORATION:

God, we praise You for being the God who gives us Your laws. You show us how You want us to live.

God, we praise You for being.....

Add your own Adorations:

## CONFESSION:

We confess that none of us have chosen not to obey Your laws as we should. We need Jesus to be our Savior!

God, we have sinned against You....

Add your own Confessions:

## THANKSGIVING:

God, thank You for Your laws that tell us how we should live. Thank You for sending Jesus, who kept Your laws perfectly and offers to save us as His free gift to all who turn from their sins and trust in Him as their Savior.

God, we thank You for...

Add your own Thanksgivings:

## SUPPLICATION:

God, work in our hearts by Your Holy Spirit. Help us to turn away from our sins and trust in Jesus as our Savior. Help us to obey Your laws.

God, we need Your help...

Add your own Supplication:

## SNEAKY SNACK

Can you figure out how this snack relates to the story?

**Snack: English New Testament in a Roll of Cloth**

Rolled up ham/turkey deli meat/cheese slice "Bundles of cloth" with small cracker "Bible" hidden in the middle. Make a few per child. To help the ham/turkey stay bundled, you might want to spread a little cream cheese to help it stay stuck down together.

This is only a suggestion. Feel free to modify. Be mindful of allergy issues among your children!

**Case Tie-in:** Cloth merchants helped William Tyndale get his English New Testaments into the country by hiding them in rolls of cloth. Thanks to this clever idea, many English people were able to read the Bible in their own language. They read God's laws. They read the gospels. God used these brave men to help English people come to know Him and His good laws. And most importantly, how they could be saved.

## SOUL FOOD

Food for thought during snack time

1. What does the snack have to do with the story?

Choose a few questions from the other activity discussion sheets to talk about during this snack time.

2.

3.

4.

5.

6.

7.

# BIBLE TRUTH 1 REVIEW P.1

Directions: Read and discuss Bible Truth, using a FEW of the questions. Play game. Feel free to modify the game to fit your children.

**God's Laws Are Written in the Bible**

A law is something we are told to do or not to do by someone in authority over us. God is our maker and the king over everything. He has authority over all. He has given us all His laws to obey. They show us how to live lives that please Him: lives that show His holiness and are filled with love for Him and for each other.

God gave the Ten Commandments and many other laws through Moses. Some of those laws were special laws God gave to the Israelites to follow until Jesus came. But many of them were laws that God gave to all people, in all places and all times to obey. Later, God gave us more commandments to live by through His prophets, through Jesus and through Jesus' first followers, the apostles.

We should all learn God's laws. They are written in the Bible, God's perfect Word, for us to learn and obey. God's laws are unlike any other rules. They are always perfect and good. They always show us the best, most loving and God-pleasing way to live.

God's laws are perfect, but we are not! We are sinners. No matter how hard we try, we will never keep God's laws perfectly. We can never please God with just our good works--only Jesus could do that. That's why God offers us forgiveness and eternal life through Jesus, when we turn from our sins and trust in Him as our own Savior.

**Understanding the Bible Truth**

1. What is a law? *Something we are told to do or not to do by someone in authority over us.*
2. Who is God that we should obey His laws? *He is our maker and king of everything. He has authority over all.*
3. Why has God given us His laws? *That we might know how to live lives pleasing to Him. Lives that reflect His holiness and are filled with love for Him and for each other.*
4. What two different types of laws did God give the Israelites through Moses? *Laws that all people in all times should keep; and, some special laws that only they were to keep until Jesus came (laws about sacrifices and living as God's special nation).*
5. Through whom else besides Moses did the Lord give His commandments? *The prophets, Jesus and Jesus' first followers, the apostles.*
6. Why did God have His laws written in the Bible? *For people of all time to be able to learn and live by, not just the Israelites.*
7. What is special about the Bible? It is God's perfect Word. *There is no other book like it.*
8. Why do God's laws show us the best way to live? *Because God made us and is perfectly wise. He knows the best way for us to live.*
9. Can we ever please God with keeping God's laws? Why or why not? *We cannot. We are sinners who break God's laws. Only by keeping God's laws perfectly can we please Him with our own good works. No one does that—except Jesus!*
10. Why can't we ever keep God's laws perfectly? *Because we are sinners.*
11. What must we do to be saved? *Turn from our sins and trust Jesus as our own Savior.*

**Bible Verse Connection Question**

1. What does our Bible Truth have to do with our **Bible Verse: Deuteronomy 5:1,6-21:** ""Hear, O Israel, the statutes and the rules that I speak in your hearing today, and you shall learn them and be careful to do them... I am the LORD your God...You shall have no other gods before me...You shall not make for yourself a carved image, or any likeness of anything...You shall not bow down to them or serve them...You shall not take the name of the LORD your God in vain...Observe the Sabbath day, to keep it holy...Honor your father and your mother...You shall not murder...And you shall not commit adultery...And you shall not steal...And you shall not bear false witness against your neighbor...And you shall not covet...anything that is your neighbor's."?

*Our Bible verse is the Ten Commandments: some of the most important laws God has given us that tell us how to love Him and to love others. He told them aloud to the Israelites, but He also had Moses write them down. They became part of the Bible, so that we all might read them, know them, and obey them.*

# BIBLE TRUTH 1 REVIEW P.2

**Bible Truth Story Connection Questions**

1. Why did William Tyndale get so upset when Hampton said it was better for the people to have the traditions of the Pope than God's commands? *Because he knew that only the commands of God could show the people how God really wanted them to live and would be used by God to show them their sin and then turn to Jesus for forgiveness of their sins.*

**Life Application Questions**

1. What can you and I do to know God's laws better? Why is this important? *Reading them in the Bible ourselves or listen to others read them; memorizing them. This is important because God made us to live for Him, according to His laws. If we want to please Him, we need to know how He wants us to live.*
2. Knowing and keeping God's laws pleases God, but it will never save us because we are all sinners. What must we do to be saved? *Turn away from our sins and trust in Jesus as our own Savior.*

**ACTS Questions**

1. What is something we can praise God for because of this Bible Truth? *Praise God for being the God who speaks to us so we can know Him and what pleases Him.*
2. What are sins we can confess to God because of this Bible Truth? *Confess that we choose to not obey His laws, even though we know about them. We deserve His punishment! We need a Savior!*
3. What is something we can thank God for because of this Bible Truth? *Thank God for His laws so that we can know how He wants us to live.*
4. What is something we can ask God for because of this Bible Truth? *Ask God to work in our hearts by His Holy Spirit that we might hunger to read, know and obey His laws.*

**The Gospel**

1. We have God's good laws to read and know because they are written in the Bible. Yet, we all disobey them. Is there any hope for us? What is the gospel?

*God is the good Creator and King of the world. He made people to worship Him and live by His good laws. But we are all sinners who have rebelled against Him. We all deserve death--God's just, eternal punishment for our sins. How terrible! But God has good news for us. In His great mercy, God sent His Son Jesus to earth to save sinners. Yes, Jesus, the perfect Son of God, left His home in heaven and became a man. He lived the perfect life that pleases God. (He's the only one who has ever done that!) He offered it up to God His Father as the perfect sacrifice for sins when He suffered and died on the cross. Then, on the third day, Jesus rose from the dead in victory. He had fully paid for the sins of God's people, so they wouldn't have to! Now all who turn away from their sins and trust in Jesus as their Savior will receive forgiveness of sins and eternal life with God. They will be His very own special people who will know Him and enjoy Him forever. We can be God's people, too, if we turn from our sins and trust in Jesus as our own Savior.*

## Game: Inspecting the Troops

**Materials**
Crown (if desired)
Bible Truth Questions

**Preparing the Game**
1. Choose 20+ questions for your game from the Bible Truth Discussion Questions, or make up your own.
2. Write the Bible Truth questions on small thin strips of paper (or make a photocopy of the Bible Truth Discussion Questions and simply cut them into strips) and put them in the bag/bowl.

**Playing the Game**
Tell the children that they are the Queen's/King's soldiers and are to follow her/his every command. Have the soldiers march, pretend to hold out their swords, ride their horses, etc. Then, finally have them stand at attention, very still and showing no emotion. Tell them that you are the Queen/King and have come to inspect the troops. (Put on the crown). You have to remove anyone who is not very straight and still, and show no emotion. As you inspect the troops, make faces or say things to try to get the troops to break into a smile, etc. Watch them for movement. Whoever breaks a smile or moves, etc. told to step forward and must answer a question to be reinstated to the Troops. If it is just one soldier, he/she may choose two other soldiers to help them answer the question. If the soldier (and the soldiers he chose to help him) answer the question correctly, everyone goes back into the line. If they get it wrong, they must wait out one turn. If desired, let some of the children take turns being the king/queen.

Game continues as number of questions, time, and attention span allow.

NOTE: Have the children who remain out help you to give commands to the troops.

**Non-competitive Option**
Don't exclude the soldiers from the Troops, even if they get the wrong answer. Do put the answer back in the bag to be reviewed again.

**Optional TAKING IT TO OTHERS Activity: Quiz Questions**
Have the children choose a few of the questions from the game to ask the parents/other children during TAKING IT TO OTHERS time. Help pre-readers by whispering the question in their ear and letting them ask it aloud to the parents/other children. Make sure you read the Bible verse aloud before you ask your questions.

# BIBLE TRUTH HYMN P.1

Directions:
1. Write words to song in large print before class.
2. Play the song for the children, helping them follow along on the song sheet.
3. Discuss the song, using a few questions from the discussion sheet. *Don't use them all!*
4. Introduce sign language for key words of your choice from sign language sheet for your song. Use as few or as many as you think the children can learn.
5. Sing and sign the song. Sign language as well as large format lyrics and sheet music are found in the PFI Unit Songbook or online.
6. If desired, play the Song Game.

**Optional TAKING IT TO OTHERS Activity: Presenting and Singing the Song**
1. Sing and sign the song, encouraging the watching children/parents to join in.
2. Ask the class some of the questions listed below. The Bible Truth Connection Question is particularly good to help them understand how the song ties in with the Bible Truth.

**The God of Abraham Praise**

**Verse 2**
His Spirit floweth free, High surging where it will:
In prophet's word He spoke of old, He speaketh still.
Established is His law, And changeless it shall stand,
Deep writ upon the human heart, On sea or land.

**Listen to it on PFI ES Songs 7, Track 8**

## Understanding the Song

1. Who is "His Spirit?" *The Holy Spirit of God.*
2. Where does the Holy Spirit go and why? *He flows freely, where He wills to go, with the power to do to will of God the Father and the Son, like a surging, powerful wave.*
3. How did the Holy Spirit flow in prophet's word? *By giving the prophet God's words to speak and to write down.*
4. How does God speak still? *By the Holy Spirit working in our hearts as we hear the words of the Bible spoken and explained.*
5. What does it mean for God's law to be established and changeless? *To be established means that it is firmly in place and cannot be taken away. God's law—another name for the Bible—has been put in place by God. No one can change one of His laws that they don't like and make a new one instead. His law is changeless, always true.*
6. How is God's law written upon the human heart? *It is NOT written with a pen or pencil. It means that God made people to know deep down in their hearts that there is a God and to know what He has set up as right and wrong.*
7. What does it mean that God's laws is written upon the human heart on sea or land? *There is nowhere in the whole world where people do not know deep down in their hearts that there is a God and what He has set up as right and wrong, even if they have never heard or seen God's laws written in the Bible.*
8. If God made all peoples with a sense that there is a God and of His laws, why is it so important that God's laws are written in the Bible? *Having a sense about something is nothing like reading the complete laws themselves and learning more fully about the God who made them. Also, only the Bible makes it clear that each person's sin keeps them from being able to keep God's laws perfectly as He requires. It teaches that we must confess and turn away from our sins and trust in Jesus to save us.*

## Bible Truth Connection Question

1. How does this song relate to our **Bible Truth: God's Laws Are Written in the Bible**? *How does this song relate to our Bible Truth: God's Laws Are Written in the Bible? By the Holy Spirit, Moses and the prophets wrote down God's laws perfectly in the Bible for people of all time to know and obey. God's laws are perfect and changeless because God is perfect and changeless.*

## Story Connection Question

1. How does this song relate to our story? *When William Tyndale studied the Bible in college, he learned that the Pope's traditions were nothing like God's laws given through the prophets. He risked his life that English-speaking people could read God's laws themselves and of forgiveness of sins through trusting in Jesus instead of falsely trusting in forgiveness of sins through paying money to the Church.*

# BIBLE TRUTH HYMN P.2

**Bible Connection Question**

1. What does this hymn have to do with our **Bible Verse: Deuteronomy 5:1,6-21:** "Hear, O Israel, the statutes and the rules that I speak in your hearing today, and you shall learn them and be careful to do them... I am the LORD your God...You shall have no other gods before me...You shall not make for yourself a carved image, or any likeness of anything...You shall not bow down to them or serve them...You shall not take the name of the LORD your God in vain...Observe the Sabbath day, to keep it holy...Honor your father and your mother...You shall not murder... And you shall not commit adultery...And you shall not steal...And you shall not bear false witness against your neighbor...And you shall not covet...anything that is your neighbor's."?

*Long ago, God gave these laws through Moses, who acted as a prophet, a spokesman for God, to the people of Israel. God established these good laws, the 10 Commandments, as laws He wants all people to keep. He established them from the beginning and they shall stand as laws for all people in all times to keep. He spoke these laws long ago, but they "speak" still, as we read them in God's Word, the Bible.*

**Life Application Questions**

1. How can God's people be affected by the message of this song? *They can praise God for speaking to us, even today through the words of the prophets written in the Bible, through His law, and even by the way He made our hearts to know Him. They can ask Him to have His Holy Spirit fill them with understanding and desire to please Him.*
2. God speaking through the words of His prophets, tell us that we can never be saved by keeping God's laws, no matter how hard we try. What must we do to be saved? *Turn from our sins and trust in Jesus as our own Savior.*

**ACTS Questions**

1. What is something we can praise God for from this hymn?
*Praise God for being the Establisher of His Perfect Laws for all people in all times.*
2. What are sins we can confess to God from this hymn?
*Though God has spoken through the prophets and by His Word how He wants us to act, we still choose to disobey Him and His good laws. We deserve His punishment! We need a Savior!*
3. What is something we can thank God for from this hymn?
*We can thank God for not just giving us His good laws to know how to love Him and others, but also sending the Savior we need: Jesus.*
4. What is something we can ask God for from this hymn?
*That God would work in our hearts that we might turn from our sins and trust Jesus as our Savior. We can ask Him to write His laws upon our hearts and give us the grace to obey them.*

**Gospel Question**

1. God has written His laws upon the hearts of all people. They know how He wants them to live, but they choose to disobey Him. They deserve His punishment. Is there any hope? What is the gospel?
*God is the good Creator and King of the world. He made people to worship Him and live by His good laws. But we are all sinners who've rebelled against Him. We all deserve death--God's just, eternal punishment for our sins. How terrible! But God has good news for us. In His great mercy, God sent His Son, Jesus to earth as a man to save sinners. He lived the perfect life that pleases God. (He's the only one who's ever done that!) He offered it up to God His Father as the perfect sacrifice for sins when He suffered and died on the cross. Then, on the third day, Jesus rose from the dead in victory. He had fully paid for the sins of God's people, so they wouldn't have to! Now all who turn away from their sins and trust in Jesus as their Savior will receive forgiveness of sins and eternal life with God. They will be His very own special people who will know Him and enjoy Him forever. We can be God's people, too, if we turn from our sins and trust in Jesus as our own Savior.*

## Song Game: Big Voice, Little Voice

**Materials**
Song
Sign language signs used in the song printed out onto little cards
Blindfold

**Preparing the Game**
None.

**Playing the Game**
1. Practice the song and signs until the children know them well. Then tell them: "Children, we are going hide a sign language sign and see if one of you can find it… with a little help from the rest of us!"
2. Choose someone to be "It" and blindfold them. Choose another child to hide one of the sign language cards. When it's hidden, "It" can remove the blindfold and begin to look.
3. The rest of the children will sing the song in a louder voice when "It" gets closer to the hidden sign and quieter when "It" gets further from the sign.
4. When "It" finds the hidden clue, another "It" is chosen and play begins again.

Game continues as number of questions, time, and attention span allow.

# BIBLE VERSE REVIEW P.1

choose a FEW questions for discussion, then choose the game and/or music activity

***Meditation Version: Deuteronomy 5:1,6-21***

"Hear, O Israel, the statutes and the rules that I speak in your hearing today, and you shall learn them and be careful to do them... I am the LORD your God...You shall have no other gods before me...You shall not make for yourself a carved image, or any likeness of anything...You shall not bow down to them or serve them...You shall not take the name of the Lord your God in vain...Observe the Sabbath day, to keep it holy...Honor your father and your mother...You shall not murder...And you shall not commit adultery...And you shall not steal...And you shall not bear false witness against your neighbor...And you shall not covet...anything that is your neighbor's."

***Alternate Memory Version: Deuteronomy 5:1***

"Hear, O Israel, the statutes and the rules that I speak in your hearing today, and you shall learn them and be careful to do them."

**Understanding the Bible Verse**

1. Who is declaring to the Israelites in these verses? *Moses.*
2. What do we call these laws? *The 10 Commandments.*
3. What does the LORD want the Israelites to do? *To learn the decrees and laws and be sure to follow them.*
4. Who is the LORD that the Israelites should be sure to learn and do these laws? *Not only is He their creator and deserves their obedience, but He made a covenant with them to bless them and love them as His treasured possession. They promised Him to obey His laws as His people.*
5. What does "have no other gods before me" mean? *To not love or treat anything more important than the LORD.*
6. Which of these commands have to do directly with how we worship God? *No other gods before Him, make no idols, do not misuse His name, observe the Sabbath day.*
7. Which of these commands have to do directly with how we love others? *Honor father and mother; do not murder, commit adultery, steal, give false testimony, covet.*
8. Why does keeping commands about how to love others also show we worship God? *Many times we are tempted to break these commands. When we do not give into those temptations, but treat people as God's law tells us to, we show we honor and love Him most of all.*
9. What does the verse have to do with our Bible Truth? *The 10 commandments are some of the very important laws God had Moses write down in the Book of the Covenant (part of our Bible).*
10. What does the verse have to do with our story? *The LORD descended upon Mt. Sinai with dense cloud, billowing smoke and consuming fire and spoke the words of the 10 Commandments to the Israelites.*
11. Why should we keep the 10 Commandments even though we might not be Israelites (Jews)? *The LORD is our Creator and is King over everything He has made. The 10 Commandments reflect His perfectly holy and loving ways. If we are to love Him and others as He created us to, we will keep the 10 Commandments.*

**Bible Truth Connection Question**

1. What does this verse have to do with the **Bible Truth: God's Laws Are Written in the Bible?** *The LORD descended upon Mt. Sinai with dense cloud, billowing smoke and consuming fire and spoke the words of the 10 Commandments to the Israelites.*

**Story Connection Questions**

1. How does this verse relate to our story? *William Tyndale was willing to give up his life to print a Bible in English so people could see that the Pope's made up laws were not God's real laws. They needed to know that only by faith in Jesus could they be saved from their sins.*

**Life Application Questions**

1. Why should we keep the 10 Commandments even though we are not Israelites? *The LORD is our Creator and is King over everything He has made. The 10 Commandments reflect His perfectly holy and loving ways. If we are to love Him and others as He created us to, we will keep the 10 Commandments.*
2. Can we keep God's laws perfectly? If not, how can we be saved? *We cannot. We can only be saved by turning away from our sins and trusting in Jesus as our own Savior.*

# BIBLE VERSE REVIEW P.2

**ACTS Questions**

1. What is something we can praise God for from this Bible Verse? *Praise God for being the Maker of good and unfailing plans for all of His creation.*
2. What is something we can confess to God from this Bible Verse? *Confess that often we grumble against His plans for our lives, instead of praising Him for them. He rebel against them in what we think, say and do. We want to do things our own way. We deserve His punishment! We need a Savior!*
3. What is something we can thank God for from this Bible Verse? *Thank God for specific parts of His good plan that He has shown us, either through the Bible or through our lives.*
4. What is something we can ask God for from this Bible Verse? *Ask God to work in our hearts, helping us to turn away from our sins and trust in Jesus as our Savior. Ask Him to help us to trust Him and praise Him for His good plans, even when they include suffering or other hard things we do not understand or like. We can ask Him to fulfill all His good plans in us and in the world around us.*

**The Gospel**

1.God's laws tell us how to live to please God, but we disobey them and displease God. How can we be saved? What is the gospel?

*God is the good Creator and King of the world. He made people to worship Him and live by His good laws. But we are all sinners who have rebelled against Him. We all deserve death--God's just, eternal punishment for our sins. How terrible! But God has good news for us. In His great mercy, God sent His Son Jesus to earth to save sinners. Yes, Jesus, the perfect Son of God, left His home in heaven and became a man. He lived the perfect life that pleases God. (He's the only one who has ever done that!) He offered it up to God His Father as the perfect sacrifice for sins when He suffered and died on the cross. Then, on the third day, Jesus rose from the dead in victory. He had fully paid for the sins of God's people, so they wouldn't have to! Now all who turn away from their sins and trust in Jesus as their Savior will receive forgiveness of sins and eternal life with God. They will be His very own special people who will know Him and enjoy Him forever. We can be God's people, too, if we turn from our sins and trust in Jesus as our own Savior.*

# Game: Paper Boot Shuffle

**Materials**
Bible verse written up in large print so that all can see
2 large pieces of paper or poster board
two paper grocery bags per team
a chair per team
paper and marker
bag or jar
masking tape

**Preparing the Game**
1. Make copy of the verse per team and cut into 10 sections.
2. Make a sign per team of the verse. If you have a lot of non- or early readers, write the verse in easy to read print, numbering each word/section that correspond to the sections on the cut-up version of the verse. If your children are all proficient readers, do not write the verse on the poster board, but simply draw lines and number them 1-10, corresponding to the 10 verse pieces.
3. Write down and cut out the numbers used on the verse pieces and put in a little bag or jar.
4.If desired, crop the tops of the bags so they are not so tall, but more like boot height for the children.
5. Mark the start line with masking tape.
6. Place chairs with the pieces of each team's verse at the other end of the relay area.

**Learning the Verse**
Some or all of your children may be non- or early readers. Teach the verse in sections, having them say it after you. Repeat a few times. Add clapping or other movement as they say it.

**Directions**
1. If desired, lead the children in a discussion of a ***FEW*** of the most important questions before beginning game.
2. Explain the game to them as follows:
Divide the children into two teams and have them line up at the start line. Explain that the class will say the Bible verse together, then you will pick a number out of your bag. The first person in each line will put their feet into the bags, like shoes, and shuffle up to the chair. They will then say the verse to the leader, receive a piece of the verse and return to the line. The class will say the whole verse again, the teacher will pull a new number out of the bag and then the next person on each team will then put on the "boots" and shuffle up for another piece of verse, etc. until all pieces are retrieved. The teams will then put all the pieces in verse order on their team's posterboard sign. If working with less confident readers, point out to them that they can use the sign you made and the numbers in the verse pieces as hints to help them line it up properly. After getting it in order, the team will finish by saying the verse all together. The first team to do so, wins.

**Non-competitive Option**
Don't split the children into teams. Have only one set of verse pieces. Have the children take turns retrieving the pieces. Together they will work to put the verse together after collecting all the pieces.

**Optional TAKING IT TO OTHERS Activity: Quiz Questions**
Have the children choose a few of the questions from the game to ask the parents/other children during TAKING IT TO OTHERS time. Help pre-readers by whispering the question in their ear and letting them ask it aloud to the parents/other children. Make sure you read the Bible verse aloud before you ask your questions.

# BIBLE VERSE REVIEW: MUSIC P.4

Directions:
1. Write words to song in large print before class.
2. Play the song for the children, helping them follow along on the song sheet.
3. Discuss the song, using a few questions from the discussion sheet. *Don't use them all!*
4. Introduce sign language for key words of your choice from sign language sheet for your song. Use as few or as many as you think the children can learn.
5. Sing and sign the song. Sign language as well as large format lyrics and sheet music are found in the PFI Unit Songbook or online.
6. If desired, play the Song Game.

**Optional TAKING IT TO OTHERS Activity: Presenting and Singing the Song**
1. Sing and sign the song, encouraging the watching children/parents to join in.
2. Ask the class some of the questions listed below. The Bible Truth Connection Question is particularly good to help them understand how the song ties in with the Bible Truth.

**Hear, O Israel: Deuteronomy 5:1,6-21** **Listen to it on PFI ESV Songs 7, Tracks 9,10**

Refrain:
Hear, O Israel, the statutes and rules I speak,
Learn them and be careful to do them,
Be careful to do them.

You shall have no gods before Me,
You shall not make a carved image,
You shall not bow down or serve them.
You shall not take the name of the Lord in vain,
Observe the Sabbath day,
Honor your father and mother. *Refrain*

You shall not murder,
You shall not commit adult'ry,
You shall not steal,
You shall not bear false witness against your neighbor,
You shall not covet anything. *Refrain*
Deuteronomy Five, verses one, six through twenty-one

## Song Game: Sign It, Say It, What Does It Mean?

**Materials**
Sign Language signs used in song, particularly choose words with important meanings you want the children to learn, such as "grace", "redeem", etc.
Bag or bowl

**Preparing the Game**
1. Cut out signs and put in bowl.

**Playing the Game**
1. Practice the song and signs until the children know them well. Then put all the signs we've learned in this bag/bowl and mix them up.
2. Ask one of the children to choose a sign, but not show it to anyone…but you, if they need some help.
3. Ask the child to do the sign for the rest of the children and see if the other children can guess which one it is. Do the sign with the child, if desired.
4. When the children guess the sign, ask them the meaning of the word. If no one guesses the sign, put it back in the bowl to be picked again.
5. Choose another child to pick a new sign from the bag and continue.

NOTE: You might want to sing the song after you do each word or couple of words.
Game continues as number of questions, time, and attention span allow.

# STORY REVIEW P.1

Directions: Read and discuss Bible Truth, using a FEW of the questions. Play game. Feel free to modify the game to fit your children.

**General Story Questions**

1. Why did William Tyndale do at Sodbury Manor? *Tutor to Sir John's sons, Richard and Henry.*
2. Who often joined the Walshs for dinner? *Important men and church leaders.*
3. What exciting things did they discuss at dinner? *Discoveries, inventions, church issues.*
4. What two church issues did William Tyndale care most about? Which side did he take? *Salvation by good works/ forgiveness through paying money to the Church vs salvation by grace alone through faith in Jesus alone; AND whether the Bible should be printed in English or only Latin. Salvation by faith alone and Bible should be in English.*
5. Why didn't the church leaders think the people should have the Bible in English? Why did Tyndale think they should? *Because they would not understand it properly. B/c the people needed to know that the Pope's traditions were not at all like the laws of the Bible and the way of salvation it offered.*
6. What did Tyndale vow to do? *Translate the Bible into English and get it into the hands of the people.*
7. Why did Tyndale decide to move to Germany? *Archbishop Cuthbert would not approve what Tyndale wanted to do and he was endanger of being arrested and burned at the stake. More people in Germany were friendly to his cause.*
8. How did John Cochlaeus find out about Tyndale's manuscripts? What did Tyndale do? *Overheard the printers talking, got them drunk so they would tell all. Tyndale and Roye hid the manuscripts under their cloaks and fled for Worms.*
9. How did Tyndale get the printed copies of the New Testament to England? *Smuggled them in bundles of cloths and taken by merchants who wanted to help.*
10. What happened when the English people read the English Bibles? *They could see themselves the difference between the Pope's tradition and way of salvation and the LORD's laws and His way of salvation. Many turned from their sins, trusted in Jesus and were saved.*
11. Why did he have to quit? *Henry Philips betrayed him to enemies after making friends with him and found out everything he needed to know about the manuscripts.*
12. What was the dying prayer of Tyndale? *That God would open the eyes of the King of England that he might approve the English Bible.*
13. How did God answer Tyndale's prayer after he died? *His assistant, Coverdale, finished the Old Testament. Nine months after his death, King Henry VIII ordered that an English Bible be placed in every church in the country.*
14. Did Tyndale waste his life by dying younger than he would have naturally to willing to make an English Bible? *No! Many people were saved as they could read God's Laws and way of salvation through Jesus for the first time. Even we get to enjoy the English Bible b/c of what he did. His life on earth may have been shorter but Tyndale knew he has eternal life in Christ. When he died, he went on to enjoy life in heaven with God sooner. That was even better!*

**Bible Truth Connection Questions**

1. What does this story have to do with our Bible Truth? *William Tyndale knew that only the laws of God could show the people how God really wanted them to live and would be used by God to show them their sin and then turn to Jesus for forgiveness of their sins.*

**Bible Verse Connection Question**

1. What does the story have to do with our **Bible Verse: Deuteronomy 5:1,6-21:** "Hear, O Israel, the statutes and the rules that I speak in your hearing today, and you shall learn them and be careful to do them... I am the LORD your God...You shall have no other gods before me...You shall not make for yourself a carved image, or any likeness of anything...You shall not bow down to them or serve them...You shall not take the name of the LORD your God in vain...Observe the Sabbath day, to keep it holy...Honor your father and your mother...You shall not murder... And you shall not commit adultery...And you shall not steal...And you shall not bear false witness against your neighbor...And you shall not covet...anything that is your neighbor's."?

*These Ten Commandments are the heart of God's Laws that William risked his life to translate into English for the English people. He wanted them to know them that they might live by them. He wanted them to know them that they might see that they are sinners in need of a Savior; would repent of their sins and trust in Jesus as their own Savior.*

# STORY REVIEW P.2

**Life Application Questions**

1. Do Christians today risk their life for the sake of Jesus and spread of the good news of salvation? *What is something we can pray for them? Yes. We can pray that God would give them courage to do the work He wants them to do and would give them strength to die trusting in Him. We can pray that God would do great things through the risks they take to tell others about Jesus.*
2. William Tyndale wanted people like you and me to know God's laws written in the Bible. More importantly he wanted us to be able to hear how we could be saved. How can we be saved? *By turning from our sins and trusting Jesus as our own Savior.*

**ACTS Questions**

1. What is something we can praise God for being that we learned in our story?
*Praise God for being completely powerful to complete His will, even when strong enemies oppose it.*
2. What is something we can confess as sin that we learned in our story?
*Confess that we have God's laws to read in English, thanks to William Tyndale's work, and they show us that we are lawbreakers. We need a Savior!*
3. What is something we can thank God for that we learned in our story?
*We can thank God for giving us the Bible to read in English, that we can read it ourselves and know the good news of Jesus.*
4. What is something we can ask God for that we learned in our story?
*We can ask God to work in our hearts, helping us to turn away from our sins and trust Jesus as our own Savior. We can ask Him to help us to read and love His Word. We can ask Him to make us courage to do great things for the sake of the gospel, just like He did in William Tyndale.*

**The Gospel**

1. What is the good news of Jesus that William wanted every English person to be able to read? What is the gospel?
*God is the good Creator and King of the world. He made people to worship Him and live by His good laws. But we are all sinners who have rebelled against Him. We all deserve death--God's just, eternal punishment for our sins. How terrible! But God has good news for us. In His great mercy, God sent His Son Jesus to earth to save sinners. Yes, Jesus, the perfect Son of God, left His home in heaven and became a man. He lived the perfect life that pleases God. (He's the only one who has ever done that!) He offered it up to God His Father as the perfect sacrifice for sins when He suffered and died on the cross. Then, on the third day, Jesus rose from the dead in victory. He had fully paid for the sins of God's people, so they wouldn't have to! Now all who turn away from their sins and trust in Jesus as their Savior will receive forgiveness of sins and eternal life with God. They will be His very own special people who will know Him and enjoy Him forever. We can be God's people, too, if we turn from our sins and trust in Jesus as our own Savior.*

# Game: People Pins

**Materials**
A ball
Paper and marker
10 Safety pins
Masking Tape
20+ Story Review Questions

**Preparing the Game**
1. Choose 20+ questions for your game from the Story Review Discussion Questions, or make up your own.
2. Use the masking tape to mark bowling pin placement on the floor as well as a bowling line.

**Playing the Game**
Divide the children into two teams, Team A and B. Team A will line up behind the bowling throw line, Team B will take their places on an x as a bowling pin. Attach with tape or safety pins on each "bowling pin", with number 1 on the person in front and working across the rows from side to side, so that the biggest numbers will be on the last row of "pins". Ask the first child on Team A to come up to the bowling throw line. Have the child roll the ball into the "bowling pins" Whoever is touched by the ball is considered a knocked down pin. The pin numbers on those people are added up. The bowler is then asked a question. If he can answer it correctly on his own, the team gets as many points as the value of the pins knocked down. If he can answer it with the help of his team, then the team gets half the point value. If he answers it incorrectly, it goes to the Team B for the half point value amount for a correct answer. All pins resume their positions, ready for the next player on Team A to bowl. After everyone on Team A has a turn to bowl, the two teams switch places as pins and bowlers.

Play continues until everyone has had a chance to bowl, or as time and attention span allow.

**Non-competitive Option**
Divide the children into two groups. Set a target point number for whole group, telling them that together they are going to see how many turns it takes to reach the target number. Have one set of children be the bowling pins and the other set take turns bowling. Once one set of children have had a turn, switch out bowling pins and bowlers. Tally number of turns on a piece of paper. When the target number has been reached, start over and try to reach the target number in fewer turns.

**Optional TAKING IT TO OTHERS Activity: Quiz Questions**
Have the children choose a few of the questions from the game to ask the parents/other children during TAKING IT TO OTHERS time. Help pre-readers by whispering the question in their ear and letting them ask it aloud to the parents/other children.

# CASE REPLAY ACTIVITIES P.1

Use this guide to review the Case Story and act it out for others to enjoy!

## CASE REPLAY, JR: YOUNGEST CHILDREN

**Description:** The children will act out the story together, everyone doing the same action/sound effect at the same time. This activity is most suitable for kindergarteners.

**Materials**
The Case RePlay, Jr. script for younger children

**Preparation**
1. Read through the script and write in the blanks along the side possible actions/sound effects the children could do to act it out.

**Instructions**
1. Tell the children that they will be re-enacting the story together as you tell it.
2. As you read the script, lead the children in actions/sound effects to do with you.
3. If desired, you can read the script and stop at certain sentences and ask them what a good action/sound effect would be to act out what you just read.
4. Repeat the re-enactment one or two times more.

## CASE REPLAY, SR: OLDER CHILDREN

**Description:** The children act out the story as a three-scene play. You will narrate it using the Case RePlay, Sr. script and they will act it out (no spoken words, for the most part), with each child assuming a different character's role. This activity is most suitable for first grade and up. You will review the story, then practice it a few times before performing it for others.

**Materials**
The Case RePlay, Sr. script
White board or other large format paper
Costumes and props

**Preparation**
1. Prepare for the play by choosing costumes and props for each character in the story. Decorate the area with any scenery props.
2. Write the words "Beginning," "Middle," "End" on a large piece of paper/whiteboard with plenty of space under each heading. You will use this paper to help the children think about the story as a three-scene play, as it is presented in the script.

**Instructions**
1. Tell the children that they will get to act out the story as a three-scene play, with a beginning, middle and end section. Tell them that before they can act it out, they need to think it out. as you narrate it with your script.
2. Take the children's answers as they recount the story, helping them put key incidents in the right order.
3. If desired, when they have filled in their Beginning, Middle, End, read through your whole (real) script, so they hear exactly what you will have them act out.
4. Then tell the children that it's time to practice acting out the story.
5. Assign parts to each child. If you are using costumes, do NOT give them out at this point. They will be a distraction.
6. Have all the children sit on the floor or in chairs on one side of the "stage," then call the characters up in place as their part in the story comes.
7. As you read the script, guide the children in where you want them to move or do to act it out.
8. After going through the whole script once, give out any costumes and props and act out the script once or twice more.

**Optional TAKING IT TO OTHERS Activity: Re-enacting the Story**
Read the script as the children act out together (younger) or assuming different roles (older) as the other children or the parents watch.

# CASE REPLAY, JR--YOUNGER KIDS (KINDERGARTEN) P.2

Welcome to our Case Story Re-Action! The name of our story is: The Case of the Clever, Cloth Cloister.

Our story takes place in England in the early 1500's.

And now we present: "The Case of the Clever, Cloth Cloister."

**Scene 1:**

**Actions:**

William Tyndale, tutor to Sir John Walsh's boys, Harry and Richard, joins the family and important church leaders for dinner in the dining room. Tyndale is poor and young, but he is well-educated and a priest. He joins into the interesting conversations about news of the day: the latest discoveries and inventions. But he cares most about the discussions about salvation and the Bible. Are we saved through good works as the Pope, or; is it through faith in Christ alone, as the Bible says. And, whether or not the common people should have a Bible in English so they can read it for themselves. Tyndale begins to make many enemies with church leaders at Sir John's table for arguing against the Pope's traditions and having only a Latin Bible. One night a priest named Hampton says that it is better for the people to have the traditions of the Pope than the commands of God. Right then, Tyndale vows to make an English translation of the Bible so that even the poor plow boys might know God's commands better than Hampton. Tyndale tries to get Archbishop Cuthbert's approval for the English Bible, but he refuses. Tyndale decides to translate it anyway, even though now he could be burned at the stake for going against the Archbishop. Soon he has so man enemies in England that he moves to Cologne, Germany.

**Scene 2:**

In Cologne, Tyndale secretly translates the whole New Testament in one year, still always on the look out for enemies. One day at a pub, John Cochlaeus--Tyndale's enemy-- overhears the printing press workers tell about printing the English Bible. He gets them drunk and they talk. He finds out where they work. Cochlaeus and others rush to capture Tyndale and the manuscripts, but Tyndale is warned by a friend named Roye and they escape to Worms, Germany with the manuscripts hidden under their long cloaks. In Worms, 6000 copies of the New Testament are printed up, hidden in bundles of cloth and smuggled into English by friendly merchants. The New Testaments spread across England and as many read God's laws and of salvation through faith in Jesus, they turn to Him and are saved. Archbishop Cuthbert is furious. He gathers all the New Testaments he can and has them burned. He tries to secretly buy up all of Tyndale's other New Testaments. Tyndale lets him buy them and uses the money to make an even better copy.

**Scene 3:**

Tyndale begins to translate the Old Testament. Just after he finishes the "Books of the Law", another enemy devises a plan to capture him. Henry Philips, a young Englishman, pretends to be Tyndale's friend. Tyndale trusts him and tells him all about his work. Henry Philips asks Tyndale out to lunch. As they go through a narrow tunnel leading to town, the other men grab Tyndale and have him put in jail. All Tyndale's manuscripts are destroyed. Tyndale is hung, then burned at the stake. His last words were a prayer for God to open the eyes of the King of England to approve the English Bible. Nine months later, King Henry VIII commands that a copy of the English Bible (finished by Coverdale, Tyndale's assistant) be placed in every church in England.

**Bible Truth Tie-In:**

The Bible Truth we are learning is: **God's Laws Are Written in the Bible.** Tyndale gave up his life so that the English people might live by God's laws and His plan of salvation through Jesus, rather than die through trusting in the traditions of the Pope.

# CASE REPLAY, SR--OLDER KIDS (1ST GRADE AND UP) P.3

Welcome to our Case Story Re-Action! The name of our story is: The Case of the Clever, Cloth Cloister.

Our story takes place in England in the early 1500's.

The characters in our story are: William Tyndale; Henry, Richard and Sir John Walsh; Important Catholic church leaders and the Pope; Archbishop Cuthbert; John Cochlaeus; Roye; Coverdale; Henry Philips and friends; King Henry VIII; and, the ordinary people of England

And now we present: "The Case of the Clever, Cloth Cloister."

**Scene 1: (Beginning)**
William Tyndale, tutor to Sir John Walsh's boys, Harry and Richard, joins the family and important church leaders for dinner in the dining room. Tyndale is poor and young, but he is well-educated and a priest. He joins into the interesting conversations about news of the day: the latest discoveries and inventions. But he cares most about the discussions about salvation and the Bible. Are we saved through good works as the Pope, or; is it through faith in Christ alone, as the Bible says. And, whether or not the common people should have a Bible in English so they can read it for themselves. Tyndale begins to make many enemies with church leaders at Sir John's table for arguing against the Pope's traditions and having only a Latin Bible. One night a priest named Hampton says that it is better for the people to have the traditions of the Pope than the commands of God. Right then, Tyndale vows to make an English translation of the Bible so that even the poor plow boys might know God's commands better than Hampton. Tyndale tries to get Archbishop Cuthbert's approval for the English Bible, but he refuses. Tyndale decides to translate it anyway, even though now he could be burned at the stake for going against the Archbishop. Soon he has so man enemies in England that he moves to Cologne, Germany.

**Scene 2: (Middle)**
In Cologne, Tyndale secretly translates the whole New Testament in one year, still always on the look out for enemies. One day at a pub, John Cochlaeus--Tyndale's enemy-- overhears the printing press workers tell about printing the English Bible. He gets them drunk and they talk. He finds out where they work. Cochlaeus and others rush to capture Tyndale and the manuscripts, but Tyndale is warned by a friend named Roye and they escape to Worms, Germany with the manuscripts hidden under their long cloaks. In Worms, 6000 copies of the New Testament are printed up, hidden in bundles of cloth and smuggled into English by friendly merchants. The New Testaments spread across England and as many read God's laws and of salvation through faith in Jesus, they turn to Him and are saved. Archbishop Cuthbert is furious. He gathers all the New Testaments he can and has them burned. He tries to secretly buy up all of Tyndale's other New Testaments. Tyndale lets him buy them and uses the money to make an even better copy.

**Scene 3: (End)**
Tyndale begins to translate the Old Testament. Just after he finishes the "Books of the Law", another enemy devises a plan to capture him. Henry Philips, a young Englishman, pretends to be Tyndale's friend. Tyndale trusts him and tells him all about his work. Henry Philips asks Tyndale out to lunch. As they go through a narrow tunnel leading to town, the other men grab Tyndale and have him put in jail. All Tyndale's manuscripts are destroyed. Tyndale is hung, then burned at the stake. His last words were a prayer for God to open the eyes of the King of England to approve the English Bible. Nine months later, King Henry VIII commands that a copy of the English Bible (finished by Coverdale, Tyndale's assistant) be placed in every church in England.

**Bible Truth Tie-In:**
The Bible Truth we are learning is: **God's Laws Are Written in the Bible.** Tyndale gave up his life so that the English people might live by God's laws and His plan of salvation through Jesus, rather than die through trusting in the traditions of the Pope.

# English New Testament Hidden in a Cloth Bundle

**Description**

Children will make a little booklet with excerpts from Tyndale's original New Testament and wrap it in a piece of cloth.

**Materials**

White cardstock: 2 pieces per child
Crayons/Markers: other colors, plus at least 1 yellow and black per every two children.
Stapler
Glue sticks
Fabric pieces about 18" by 11", one per child
Optional:
Tea and Cotton balls to stain cover.

**Preparing the Craft**

1. Make one copy per child of Patterns #1-4. Cut Patterns #1 down to size of image (This will go on the front cover)
2. If tea staining cover, boil water with a number of tea bags to make concentrated tea. Set it out in little bowls with cotton balls for dabbing.

**Making the Craft**

1.Show the sample of the craft you have made.
2. If tea-staining the cover, do this first by dabbing cotton balls in tea, then squeezing out excess. Lightly rub cotton ball over front and back covers until reach desired tint. Set aside and allow to dry.
3. Color the pages with markers or colored pencils. If desired, can make extra decorations around the edges of the pages.
4. Glue Pattern #1 to front cover. Assemble rest of booklet in this order: Front cover, Pattern #2, #3, #4 then Back cover.
5. Wrap the booklet in the cloth.

**Optional TAKING IT TO OTHERS Activity: Craft Presentation**

If you are presenting the craft to other children or parents the children can hold up their crafts (or your model craft) and read their Bible Truth Connection answers to explain the importance of the craft.

# STORY/CRAFT CONNECTION

Discuss the craft and prepare to present it to others **P.2**

CASE CRAFT

## Discussion Guide

**Instructions:**
As the children are settled into making their craft, ask them these questions to help them understand the craft's significance. Use the answers provided to guide the children's answers.

**Discussion Questions**

1. What illegal things were being unloaded on the docks in London? *English New Testaments.*

2. Where did they come from? What were they being shipped inside of? *From Tyndale who was printing them in Europe. They were hidden inside of bundles of cloth.*

3. Why were the merchants risking their lives to get them into the country? *They risked their lives because they wanted everyone to be able to read the Bible for themselves.*

4. What is Bible Truth that we are learning?
*God's Laws Are Written in the Bible.*

5. What does our craft have to do with our Bible Truth: God's Laws Are Written in the Bible?
*William Tyndale and others like these cloth merchants risked their lives to get the English New Testament into the hands of the common people. They thought no risk was too great to get God's real laws and His real plan of salvation through faith in Jesus to the people, instead of them continue to trust in the Pope's false traditions.*

6. What can our craft help us remember?
*God's laws written in the Bible are like no other laws. Only they show us how God wants us to live and point us to salvation through Jesus. It is worth risking our lives to know them and to live by them.*

TAKING IT TO OTHERS

## Craft Presentation

**Instructions:**
Have children hold up your model craft/their crafts. Choose five children (or you say) the five sections below to explain the craft's importance.

**Presentation:**

1. Our craft is: English New Testament Hidden in a Cloth Bundle.

2. On the docks in London, English cloth merchants carefully unloaded English New Testaments hidden in their bundles of cloth. They wanted the New Testaments to safely get into the hands of the common people without being seen by enemies.

3. Our Bible Truth is: God's Laws Are Written in the Bible.

4. William Tyndale and others like these cloth merchants risked their lives to get the English New Testament into the hands of the common people. They thought no risk was too great to get God's real laws and His real plan of salvation through faith in Jesus to the people, instead of them continue to trust in the Pope's false traditions.

5. Our craft can help us remember that God's laws written in the Bible are like no other laws. Only they show us how God wants us to live and point us to salvation through Jesus. It is worth risking our lives to know them and to live by them.

Note: Even non-readers can participate in presenting the craft, if you will whisper what they are to say in their ear and let them say it aloud for the others to hear.

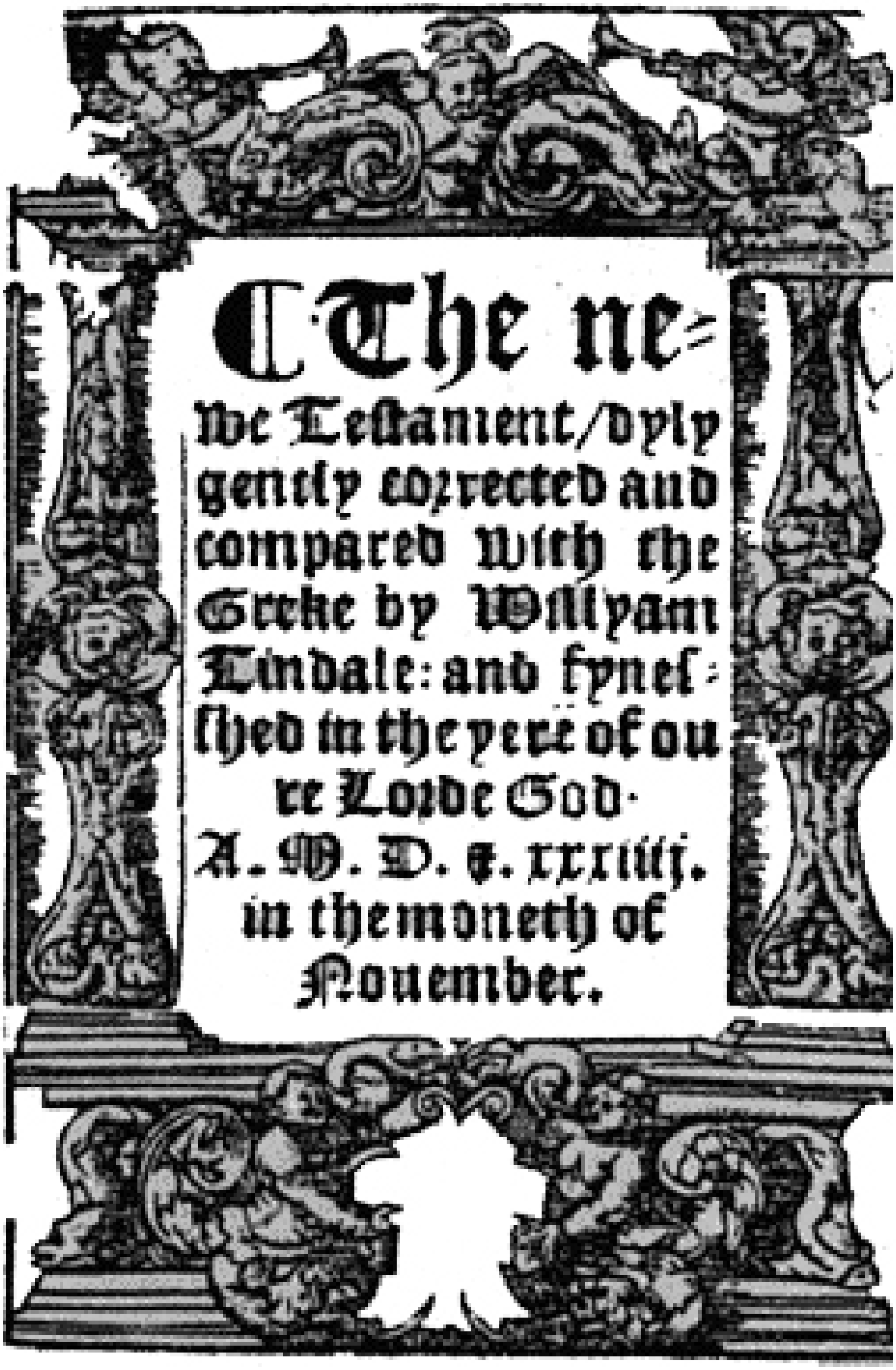
The ne=
we Testament/ dyly
gently corrected and
compared with the
Greke by Wyllyam
Tindale: and fynes=
shed in the yere of ou
re Lorde God.
A. M. D. & xxxiij.
in themoneth of
November.

# ¶ The Gospell of S, Marke the Euangelist.

¶ Of Johan baptist/and how Christ was baptised of him in Jordane. The callynge of Peter and Andrew and the sones of zebede. Of him that was possessed of a deuyll. How Peters mother in lawe was healed. How Christ healed diuers deseases. Of the leper that was clensed.

## ¶ The fyrst Chapter. ✠

A

THe begynnyng of the Gospell of Jesu Christ the sone of God as it is wrytten in the prophetes: behold I send my messenger before thy face/which shall prepare thy way before the. The voyce of a cryar in ỹ wyldernes: prepare ye the waye of ỹ Lord/make his pathes strayght. mat.iij.a. Luc.iij.a. Mal.iij. Esai.xl.a. Joan.j.c.

John dyd baptyse in ỹ wildernes: & preache the baptyme of repentaūce/ for the remissyon of synnes. And all the lande of Jewry and they of Jerusalem / went oute vnto him/and were all baptysed of hym in the ryuer Jordan/confessynge their synnes. Mat.iij.a

John was clothed w̄ camels heer/ & with a gerdell of a skyn about his loynes. And he dyd eate locustes & wylde hony/ and preached saying: a strōger then I cōmeth after me/ whose shue latchet I am not worthy to stoupe doune & vnlose. I haue baptised you with water: but he shal baptise you w̄ the holy goost. Mat. iij.c Luc.iij.c. Joan.j.d.

B And it came to passe in those dayes/that Jesus came frō Nazareth/a cyte of Galile: & was baptised of John in Jordan. And assone as he was come out of the water/ John sawe heauē open and the holy goost descendyng vpō him/lyke a doue. And there cam a voyce frō heauē: Thou art my dere sone in whō I delyte. Mat. iij.c Luc.iij.d.

e And

# The Reuelacion

the.xiij Figure

And I ſawe A a beaſt ryſe oute of the ſea / hauynge ſeuen heades and ten hoznes/and vpō his hoznes ten crownes/ and vpon his head / the name of blaſpheiny. And the beaſt whiche I ſaw/ was lyke a cat of the mountayne/ and hys fete were as the fete of a beare/ & his mouthe as the mouth of a lyon. And the dragon gaue hym his power/ and his ſeate / and greate authozite: and I ſaw one of his heades as it were wounded to death/ and his deadly woūde was healed. And all the woꝛlde wondzed at the beaſt/ & they woꝛſhipped the dragon which gaue power vnto the beaſt / & they woꝛſhipped the beaſt ſaying: who is lyke vnto the beaſt: who is able ta warre with him:

And there was geuen vnto hym a mouth/ that ſpake greate B thynges and blaſphemies/and power was geuen vnto him/to do.xlij.monethes. And he opened his mouth vnto blaſphemye agaynſte God / to blapheme his name/ and his tabernacle and them that dwell in heauen. And it was geuē vnto him to make warre with the Sainctes/ and to ouercome them. And power was geuen hym ouer all kynred/tounge/ & nacion: and all that dwell vpō the earth woꝛſhypt him: whoſe names are not wꝛitten in the boke of lyfe of the lambe/ which was kylled from the begin-




*Muerte del traductor bíblico William Tyndale.*

# TREAT SOMEONE LIKE A VIPP Pray for a Very Important Prayer Person P.1

## BEFORE CLASS:

### 1. PICK YOUR PERSON

VIPPs can be anyone in your church! Typically, they fall into 6 categories: Church staff, Elders, Deacons/deaconesses, Special Volunteers (people who aren't paid, but spend a lot of time helping out in particular ways), Supported Workers (aka missionaries), and Church Members.

### 2. GATHER YOUR FACTS

Use the VIPP Information Sheet to write down the facts about your VIPP. The information on this worksheet is used in the VIPP activities, listed in the "Choose an Activity" section below.

## DURING THE ACTIVITY:

### 1. INTRODUCE YOUR VIPP

Introduce your VIPP to the children, using the VIPP Information Sheet. Fill in a set of VIPP Clue Cards with the information for your VIPP. If desired, you can even have the actual person come into class for the children to meet.

Need help describing what someone does for the church in a kid-friendly way? Check out the list of common VIPPs on the Praise Factory website in the PFI resources. There are lots of kid-friendly descriptions for common VIPP's, such as pastors, elders, deacons and a lot more.

### 2. PRAY!

Lead the children in praying for the VIPP. Ask the children if they would like to pray for one of the VIPPs prayer requests. Even non-readers can pray for the VIPP if you whisper the prayer request in their ear, then let them say it aloud. Never force a child to pray!

### 3. CHOOSE AN ACTIVITY

There are two activities you can use to help the children learn about the VIPP:

**VIPP Clue Cards:** These are nine coloring sheets in which children fill in the nine things they learn about the VIPP from the VIPP Information Sheet. Photocopy a set of each child. Use as few or as many of these Clue Cards as you desire.

**VIPP Game:** This is a game that uses a set of Clue Cards for one or two VIPPs.
Choose a VIPP and fill in his/her information on the VIPP Information Sheet. Fill in a set of VIPP Clue Cards with the information for your VIPP. Tell the children about the VIPP, having them fill in the VIPP Clue Cards with the key facts as they learn them. Write any words the children need to write on a white-board or other piece of paper so they can see how to spell them. Help younger children write these words on their clue cards. Ideas for how to tell the children about many common VIPPs are listed at praisefactory.org with the resources for this Bible Truth.

**Optional TAKING IT TO OTHERS Activity: Introduce and Pray for the VIPP**
If you are presenting the VIPP to other children or parents you can assign children to hold up the 10 clue cards and say what each card tells about the VIPP. (Or, you can have the children hold them up as you tell what each one means.) Then lead the children in praying for the VIPP.

# Game: Over, Under and Throw

**Materials**
Information Sheet for one VIPP
2 Set of Clue Cards
8 8.5" x 11" Manilla Envelopes
Nerf Ball or other soft ball for indoor use
Box or basket big enough for the envelopes to fit in and the ball to land in.

**Preparing the Game**
1. Fill in one set of clue sheets for the VIPP you are using.
2. Tape the other (blank) set of Clue Cards to the outside of the manilla envelopes.
3. Put the filled-in clue cards in the corresponding envelope.
4. Put all the Clue Cards envelopes in a bag, except for the ones with the names and pictures of the VIPPs.
5. Place the envelopes in the basket, a good shooting distance from where the child at the head of the line will stand.

**Playing the Game**
***Reveal*:** Tell the children about the VIPP, showing them your filled-in clue cards as you tell about them.

***Review*:** Have the children line up, all facing forward. Give the ball to the last child in line. At your signal, have them pass the ball to the next child with an overhead pass; then that child passes the ball through the legs of the next child, etc. until the ball reaches the first child. The first child in line then tries to make a basket. If he succeeds, he gets to go up and pick out an envelope to open. the teacher (or the child) tells the Clue Card category. The other children try to remember what the VIPP's answer was. Open it up and see if they got it right. If they did, the Clue Card is retired. If not, it can be added back with the Clue Cards in the basket. Game continues until all the envelopes have been retired or as time or attention span allows.

# VIPP INFORMATION SHEET P.3

## VIPP NAME:

_____

## WHAT VIPP LOOKS LIKE

Man or Woman? _____

Hair color? _____

Eye color?_____

## FAVORITE ANIMAL

_____

_____

## FAVORITE FOOD

_____

_____

## FAVORITE FREE TIME ACTIVITY

_____

_____

## WHAT VIPP DOES DURING WEEK

_____

_____

_____

_____

## VIPP GROUP OF SERVICE:

Church Member  Deacon

Elder  Church Staff

Special Volunteer  Supported Worker (Missionary)

## 3 WAYS VIPP SERVES CHURCH

_____

_____

_____

_____

_____

_____

_____

_____

## 3 WAYS TO PRAY FOR THE VIPP

_____

_____

_____

_____

_____

_____

_____

_____

# BIBLE TRUTH 1, LESSON 3: PLANNER/OVERVIEW

## GETTING STARTED: Welcome and Opening Songs *(introduce unit and get kids moving with these songs)*

**Welcome to Praise Factory:** PFI: Praise Factory Investigators Theme Song *PFI ESV Songs 7, Track 1*

**Rules to Help Us Worship God and Love One Another:** WoGoLOA Classroom Rules Song
*PFI ESV Songs 7, Track 2*

**Big Question Under Investigation:** Big Question 7 Songs *PFI ESV Songs 7, Tracks 3,4*

**Big Question Bible Verse:** Psalm 19:7,9,10,11 Songs: *PFI ESV Songs 7, Tracks 5,6,7*

## DIGGING DEEP DOWN: Key Concept and Story *(introduce the Bible Truth and tell the related story)*

**Bible Truth 1:** God's Laws Are Written in the Bible

**Bible Truth Hymn:** The God of Abraham Praise, v.2 *PFI ESV Songs 7, Track 8*

**Bible Verse**: Deuteronomy 5:1,6-2

**Bible Verse Song:** Hear, O Israel 1 *PFI ESV Songs 7, Trackk 9,10*

**Lesson 3 New Testament:** The Case of the Lousy, Little Laws *Matthew 14-15; Mark 7*

## TAKING ACTION: Response Activities *(choose from among these activities)*

**Snack and Discussion Planner:** The Pharisees' Special Hand Washing

**ACTS Prayer:** Prayer Sheet

**Bible Truth Review:** Discussion Questions and Game: Enemy Invaders

**Bible Truth Hymn:** The God of Abraham Praise, v.2 *PFI ESV Songs 7, Track 8*
Song, Sign Language and Song Game: Pass the Secret Sign **PFI ESV Songs 7 BOOK or ONLINE**

**Bible Verse Review:** Deuteronomy 5:1,6-2 Discussion Sheet and Game: Day at the Beach

**Bible Verse Song:** Hear, O Israel: Deuteronomy 5:1,6-2 *PFI ESV Songs 7, Tracks 9,10*
Song, Sign Language and Song Game: Mimic Me! **PFI ESV Songs 7 BOOK or ONLINE**

**Story Review:** Discussion Questions and Game: Yes, No & Go!

**Case Replay, Jr: Drama Activity for Youngest Children** (children do same story actions together)

**Case Replay, Sr: Drama Activity for Most Children** (children re-tell story with individual parts)

**Craft:** Netilat Yadayim Cup

**VIPP (Very Important Prayer Person) Prayer Time:** Coloring Sheets (Back of Book) & Game: Stop and Go

## TAKING IT HOME: Take Home Sheet for Review and Family Devotions

**PFI Pronto:** Bible Truth 1, Lesson 3 **PFI ESV PRONTOS 7 BOOK or ONLINE**

# NEW TESTAMENT STORY P.1

**The Case of the Lousy Little Laws** *Matthew 14-15; Mark 7*

by Connie Dever

**Our story is: The Case of the Lousy, Little Laws. As you listen to the story, see if you can figure out:**
1. Who loved the lousy, little laws? Who did not?
2. How were the laws different from God's laws?

"Did you wash your hands?" Isn't that the question your parents ask you before sitting down to eat? Why do they want you to wash your hands? Because of that nice collection of germs on them that might just get on food you touch, into your body, then make you sick. Your parents have you wash your hands to keep that from happening.

This story is about some people who lived back in New Testament times, when Jesus lived on earth; and, who cared a lot about hand washing, too. They were the Pharisees and teachers of the law. But these men didn't just care about IF you washed your hands. They cared about HOW you washed your hands. They had a special name for the right way to wash hands. It was called Netilat Yadayim—ceremonial washing. They believed that Jews should only wash their hands with cleansing water kept in special jars. Before Jews ate, they were supposed to hold their fingertips up, pour at least an egg shell and a half of this special water out of a special washing cup onto their fingertips, then let it run all the way down over their wrists. After they ate, they were to wash again. They took another egg shell and a half of the special water, but this time they were to hold their hands with fingertips down, pouring the water onto their wrists and letting it flow down off their fingertips. They were supposed to wash their hands exactly like this or they weren't really considered washed. And what would happen if they didn't do it just right? This is the most incredible thing of all. These men believed that Jews who didn't do wash their hands just right should be cut off from God and His God's people. That means going to hell! Wow!

Now let's get something straight. Nowhere in the Bible, does God give a law like this. Nowhere does it say that God's people will go to hell if they don't wash their hands right. But if God's law doesn't say this, then where in the world did these Jews get this crazy idea?

Well, it happened over a lot of years. The greatest Jewish teachers—called the elders--began to pass down their own ideas about how the Ten Commandments and the other laws that God gave them should be carried out in everyday life. Sometimes, they came up with very good ideas. But, I'm sad to say, all too many times, these teachers came up with new itty, bitty rules that really had nothing to do with God's laws at all. After a while, people began to think that the elders' ideas were just as important as God's laws written in the Bible. These rules about hand washing were some of those itty, bitty rules. And that's how, by Jesus' day, the Pharisees and teachers of the Law had come to think that not washing your hands according to Netilat Yadayim, deserved the punishment of hell. Nobody wanted that, so most did just as their teachers told them to and carefully washed their hands according to Netilat Yadayim.

Then along came Jesus. He wasn't like any other teacher the people had ever known. He taught so powerfully about God. He healed every sickness. He calmed great storms with just His words….and….He didn't wash his hands according to Netilat Yadayim! Before long the Pharisees and teachers of the law in Jerusalem heard about everything this new teacher Jesus up in Galilee. And while they should have been amazed at his teachings and his healings, instead they were furious that Jesus didn't wash His hands properly. And, to make matters worse, He didn't teach His disciples or the huge crowds who followed Him to wash their hands either! One day Jesus used fives loaves of bread and two fish to feed thousands of people, but did He make them wash their hands first? Not as far as we know. Yet they all ate, just the same. How shocking!

"We must go see this Jesus, ourselves," the Pharisees and teachers of the law in Jerusalem decided. "We must find out what He is up to. We can't let Him encourage

**Story-telling Tips**
Ahead of time:
1. Read the Bible verses and story. Pray!
2. Create story cue cards on index cards (or highlight text).
3. Practice telling story dramatically, timing your presentation Shorten, if necessary to fit your allotted time.
4. Decorate area with story props that help bring your story alive.

During your presentation:
1. Maintain as much eye contact as possible as you tell the story. Point to/use props at important points in the story. Include the kids in your story with a few questions about what they think will happen or words/concepts that might be new to them.
2. Watch the kids for signs that their attention span has been reached. Shorten, if necessary.

the people not to follow the teachings of the elders. This Jesus is breaking all the itty bitty rules and He must be stopped." So off the Pharisees and teachers of the law went on the long journey to Galilee…looking for Jesus.

Somewhere in Gennesaret, along the west side of the Sea of Galilee, they found Jesus. He and His disciples had just sailed there and already a huge crowd swarmed around Him, eager to hear Him teach and heal their sicknesses. The Pharisees and teachers of the law joined the crowds. They listened to Jesus teach. They watched Him heal sick person after sick person. Why, Jesus was so filled with God's power, that if a sick person just touched the hem of His cloak, they would be healed! This Jesus was amazing, these teachers couldn't deny it. But was His power from God or the devil? A man from God would keep God's laws AND the teachings of the elders, they believed. A man from the devil wouldn't. Which kind of man was Jesus? That's what they had come to find out.

They didn't have to wait long to find out. They watched in disgust as Jesus and His disciples picked up their food and ate it without washing their hands. No Netilat Yadayim! How outrageous!

"Jesus, why don't your disciples live according to the traditions of the elders? Why do they eat their food with unclean hands?!," the Pharisees demanded to know. "Here you set yourself up as a teacher of the people, yet you are letting them commit this terrible sin! Don't you care that the elders say they are in danger of hell if they don't wash their hands properly?"

But Jesus saw things completely differently. It was the Pharisees and the teachers of the law who were sinning by making their little, itty bitty traditions just as important as God's laws. They were the ones leading people into sin, not He. Jesus said to them, "The prophet Isaiah was right when he prophesied about you hypocrites; as it is written: " 'These people honor me with their lips, but their hearts are far from me. They worship me in vain; their teachings are but rules taught by men.' You have let go of the commands of God and are holding onto the traditions of men," Jesus told them.

"You have a fine way of setting aside the commands of God in order to observe your own traditions!" Jesus continued. "God's Law says, 'Honor your father and your mother,' showing them respect and taking care of their needs when they are old. But you say that a man can dedicate the money he would have used to help his old parents to the Temple and then he can't help them out anymore. You do away with the Word of God by your traditions the elders have handed down to you. And you do many other things like this. You accuse me of doing wrong by breaking the elders' traditions, but you are the ones who sin by breaking the laws of the Lord."

Again Jesus called the crowd to him and said, "Listen to me, everyone, and understand this. Nothing outside a man can make him 'unclean' by going into him. Rather, it is what comes out of a man that makes him 'unclean.'"

Jesus' disciples could hardly believe Jesus' bold correction of these powerful men. They were the leaders of the Jewish people! No one talked to them like this! They watched the Pharisees storm away. After the Pharisees and teachers of the Law had gone, the disciples asked Jesus, "Do you know that the Pharisees were offended when they heard this?"

"Those men are supposed to be the teachers of Israel who study God's Word and lead His people in keeping His laws," Jesus told them. "But they have let go of the commands of God and are holding on to the traditions of men. Leave them; they are blind guides. If a blind man leads a blind man, both will fall into a pit. In the same way, if you follow the teachers of the Law, they will lead you to destruction."

Jesus had given them much to think about. Were the teachers really the ones who misunderstood God's laws? Was Jesus really telling them to stop keeping the elders itty bitty rules? Would they really NOT go to hell, if they didn't keep them? And what exactly did Jesus mean when He said "nothing outside a man can make him 'unclean' by going into him. Rather, it is what comes out of a man that makes him 'unclean.'"? Peter just had to know. After the crowds had gone he asked Jesus, "Teacher, tell us what your parable means," Peter asked Jesus.

"Don't you see," Jesus explained, "whatever enters the mouth—that is, what you eat-- goes into the stomach and then out of the body? But the things that come out of the mouth—things you say-- come from the heart,

and these make a man 'unclean,'—sinful before God. For out of a sinful heart come the evil thoughts, murder, adultery, sexual immorality, theft, false testimony, slander--the things that break God's Ten Commandments. These are what make a man 'unclean'; but eating with unwashed hands does not make him 'unclean.'"

## Cracking the Case:

**It's time to answer our Case Questions.**

**1. Who loved the lousy, little laws? Who did not?**
The teachers of the law loved the little laws. Jesus did not.

**2. How were these laws different from God's laws?**
These laws were made up by men, instead of by God. These laws weighed down people and did not point them to God or help them love Him. These laws only made it harder to follow God's good and right ways. But God's laws DO point people to God and help them love and obey Him. They are God's good and right ways to live.

## Something For You and Me

**Our Bible Truth is:**

**God's Laws Are Written in the Bible**

**Our Bible Verse is: Deuteronomy 5:1, 6-21**
"Hear, O Israel, the statutes and the rules that I speak in your hearing today, and you shall learn them and be careful to do them... I am the LORD your God...You shall have no other gods before me...You shall not make for yourself a carved image, or any likeness of anything... You shall not bow down to them or serve them...You shall not take the name of the LORD your God in vain... Observe the Sabbath day, to keep it holy...Honor your father and your mother...You shall not murder...And you shall not commit adultery...And you shall not steal...And you shall not bear false witness against your neighbor...And you shall not covet...anything that is your neighbor's."

The little rules of washing cups and hands seem very different from these Ten Commandments of God, don't they? The Pharisees had left behind the main point of God's Laws: to love God and to love others. These men studied God's laws every day and washed their hands thinking they were pleasing God,, but they had such hard, unclean hearts. They stubbornly held onto to their traditions and would one day even choose to break God's command not to murder by nailing Jesus, the very Son of God, to the cross.

But what about you and me? Perhaps it seems silly to think that washing your hands before eating your food was more important than keeping God's laws, written in the Bible. But let's look closer at ourselves. Are we really so different from the Pharisees? The Pharisees chose to keep lots of little itty-bitty rules that looked good on the outside, but did not have anything to do with the sin in their heart and lives that broke God's good and holy commands He wrote down in the Bible. Aren't we often perfectly happy to look good on the outside and never deal with the sin inside, just like those Pharisees? Just like them, we are lawbreakers who deserve God's punishment. We need a Savior! And to all who turn away from their sins and trust in Jesus , God will save!

Let's praise God for giving us His perfect laws that show us how to live holy lives. Let's ask Him to give us hearts that remember His commands and lives that are "clean" with His holiness. Let's ask Him to help us to turn away from our sins and trust Jesus as our own Savior. *Close in prayer.*

## Closing ACTS Prayer

**A** God, we praise You for being for being the Giver of Perfectly Good Laws.

**C** God, we confess that we break the good laws You have given us to live by. Like the Pharisees, it's much easier for us to keep itty, bitty rules and not look at our sinful hearts and how we fail to keep your laws. We need a Savior!

**T** God, we thank You for not just giving us Your good laws, but for sending Jesus to save all who turn away from their sins and trust in You as their Savior.

**S** God, work in our hearts! Help us to turn away from our sins and trust in Jesus as our Savior. Send Your Holy Spirit to live inside us and help us love You and obey Your laws.

# ACTS PRAYER ACTIVITY

Use this sheet to write down your ACTS Prayer

**Instructions:**
Use this sheet to help the children apply the Bible Truth into a prayer. You can use the ACTS provided or even better, have the kids think of their own applications. Also have the children add their personal requests to the prayer, too. Lead the children in the prayer or let them pray sections, with your help. Never force a child to pray! Non-readers can participate by you whispering a section of the prayer into their ear and allowing them to pray it aloud for the group.

## ADORATION:

God, we praise You for being the God who gives us Your laws. You show us how You want us to live.

God, we praise You for being.....

Add your own Adorations:

## CONFESSION:

We confess that none of us have chosen not to obey Your laws as we should. We need Jesus to be our Savior!

God, we have sinned against You....

Add your own Confessions:

## THANKSGIVING:

God, thank You for Your laws that tell us how we should live. Thank You for sending Jesus, who kept Your laws perfectly and offers to save us as His free gift to all who turn from their sins and trust in Him as their Savior.

God, we thank You for...

Add your own Thanksgivings:

## SUPPLICATION:

God, work in our hearts by Your Holy Spirit. Help us to turn away from our sins and trust in Jesus as our Savior. Help us to obey Your laws.

God, we need Your help...

Add your own Supplication:

## SNEAKY SNACK

Can you figure out how this snack ties in with our case?

**Snack: The Pharisees' Special Hand Washing**

Have a pitcher of water and a bowl for the children to try washing their hands the way they should according to the tradition of the elders. Have towels for them to dry off afterwards. Cut a heart and hand shape out of sugar cookie dough (purchased in refrigerator section of grocery store) using a cookie cutter or freehand, using a paring knife. Sprinkle chocolate sprinkles onto each to stand for uncleanness of each. Cook according to package directions. If you want to avoid sugar, you could cut the shapes out of deli meat or cheese slices and put bits of a dark colored cracker on top of each.

This is only a suggestion. Feel free to modify. Be mindful of allergy issues among your children!

**Case Tie-in:** The Pharisees depended upon the their lousy, little laws--such as those about hand-washing before meals-- to be pleasing to God. Jesus warned His listeners that God looks at our hearts and our lives--what we think, say and do. Sin comes from there, not from dirty hands! And, because we are all sinners, only when we turn away from our sins and trust in Jesus, our perfect Savrio, can we truly be found pleasing before God. He delights to cleanse us and make us God's people!

## SOUL FOOD

Food for thought during snack time

1. What does the snack have to do with the story?

Choose a few questions from the other activity discussion sheets to talk about during this snack time.

2.

3.

4.

5.

6.

7.

# BIBLE TRUTH 1 REVIEW P.1

Directions: Read and discuss Bible Truth, using a FEW of the questions. Play game. Feel free to modify the game to fit your children.

**God's Laws Are Written in the Bible**

A law is something we are told to do or not to do by someone in authority over us. God is our maker and the king over everything. He has authority over all. He has given us all His laws to obey. They show us how to live lives that please Him: lives that show His holiness and are filled with love for Him and for each other.

God gave the Ten Commandments and many other laws through Moses. Some of those laws were special laws God gave to the Israelites to follow until Jesus came. But many of them were laws that God gave to all people, in all places and all times to obey. Later, God gave us more commandments to live by through His prophets, through Jesus and through Jesus' first followers, the apostles.

We should all learn God's laws. They are written in the Bible, God's perfect Word, for us to learn and obey. God's laws are unlike any other rules. They are always perfect and good. They always show us the best, most loving and God-pleasing way to live.

God's laws are perfect, but we are not! We are sinners. No matter how hard we try, we will never keep God's laws perfectly. We can never please God with just our good works--only Jesus could do that. That's why God offers us forgiveness and eternal life through Jesus, when we turn from our sins and trust in Him as our own Savior.

**Understanding the Bible Truth**

1. What is a law? *Something we are told to do or not to do by someone in authority over us.*
2. Who is God that we should obey His laws? *He is our maker and king of everything. He has authority over all.*
3. Why has God given us His laws? *That we might know how to live lives pleasing to Him. Lives that reflect His holiness and are filled with love for Him and for each other.*
4. What two different types of laws did God give the Israelites through Moses? *Laws that all people in all times should keep; and, some special laws that only they were to keep until Jesus came (laws about sacrifices and living as God's special nation).*
5. Through whom else besides Moses did the Lord give His commandments? *The prophets, Jesus and Jesus' first followers, the apostles.*
6. Why did God have His laws written in the Bible? *For people of all time to be able to learn and live by, not just the Israelites.*
7. What is special about the Bible? It is God's perfect Word. *There is no other book like it.*
8. Why do God's laws show us the best way to live? *Because God made us and is perfectly wise. He knows the best way for us to live.*
9. Can we ever please God with keeping God's laws? Why or why not? *We cannot. We are sinners who break God's laws. Only by keeping God's laws perfectly can we please Him with our own good works. No one does that—except Jesus!*
10. Why can't we ever keep God's laws perfectly? *Because we are sinners.*
11. What must we do to be saved? *Turn from our sins and trust Jesus as our own Savior.*

**Bible Verse Connection Question**

1. What does our Bible Truth have to do with our **Bible Verse: Deuteronomy 5:1,6-21:** ""Hear, O Israel, the statutes and the rules that I speak in your hearing today, and you shall learn them and be careful to do them... I am the LORD your God...You shall have no other gods before me...You shall not make for yourself a carved image, or any likeness of anything...You shall not bow down to them or serve them...You shall not take the name of the LORD your God in vain...Observe the Sabbath day, to keep it holy...Honor your father and your mother...You shall not murder...And you shall not commit adultery...And you shall not steal...And you shall not bear false witness against your neighbor...And you shall not covet...anything that is your neighbor's."?

*Our Bible verse is the Ten Commandments: some of the most important laws God has given us that tell us how to love Him and to love others. He told them aloud to the Israelites, but He also had Moses write them down. They became part of the Bible, so that we all might read them, know them, and obey them.*

# BIBLE TRUTH 1 REVIEW P.2

**Bible Truth Story Connection Questions**

1. What did Jesus criticize the Pharisees for doing? *Breaking the commands of God for the sake of keeping to the traditions of the elders, such as washing their hands a special way.*
2. Why did Jesus think washing hands a certain way was not what pleased God? *He knew that is not from dirty hands that we sin against God and others. It is from heart "dirty" with sin. It is our hearts that need to be made clean (from sin), not our hands.*

**Life Application Questions**

1. What can you and I do to know God's laws better? Why is this important? *Reading them in the Bible ourselves or listen to others read them; memorizing them. This is important because God made us to live for Him, according to His laws. If we want to please Him, we need to know how He wants us to live.*
2. Knowing and keeping God's laws pleases God, but it will never save us because we are all sinners. What must we do to be saved? *Turn away from our sins and trust in Jesus as our own Savior.*

**ACTS Questions**

1. What is something we can praise God for because of this Bible Truth? *Praise God for being the God who speaks to us so we can know Him and what pleases Him.*
2. What are sins we can confess to God because of this Bible Truth? *Confess that we choose to not obey His laws, even though we know about them. We deserve His punishment! We need a Savior!*
3. What is something we can thank God for because of this Bible Truth? *Thank God for His laws so that we can know how He wants us to live.*
4. What is something we can ask God for because of this Bible Truth? *Ask God to work in our hearts by His Holy Spirit that we might hunger to read, know and obey His laws.*

**The Gospel**

1. We have God's good laws to read and know because they are written in the Bible. Yet, we all disobey them. Is there any hope for us? What is the gospel?

*God is the good Creator and King of the world. He made people to worship Him and live by His good laws. But we are all sinners who have rebelled against Him. We all deserve death--God's just, eternal punishment for our sins. How terrible! But God has good news for us. In His great mercy, God sent His Son Jesus to earth to save sinners. Yes, Jesus, the perfect Son of God, left His home in heaven and became a man. He lived the perfect life that pleases God. (He's the only one who has ever done that!) He offered it up to God His Father as the perfect sacrifice for sins when He suffered and died on the cross. Then, on the third day, Jesus rose from the dead in victory. He had fully paid for the sins of God's people, so they wouldn't have to! Now all who turn away from their sins and trust in Jesus as their Savior will receive forgiveness of sins and eternal life with God. They will be His very own special people who will know Him and enjoy Him forever. We can be God's people, too, if we turn from our sins and trust in Jesus as our own Savior.*

## Game: Enemy Invaders

**Materials**
Index cards of two different colors (or use red and black playing cards, such as hearts and spades)
Bible Truth Questions
String or yarn
Two chairs
Masking Tape

**Preparing the Game**
1. Choose 20+ questions for your game from the Bible Truth Discussion Questions, or make up your own.
2. Write the Bible Truth questions on small thin strips of paper (or make a photocopy of the Bible Truth Discussion Questions and simply cut them into strips) and put them in the bag/bowl.
3. Tie an end of the string to each chair and draw the line across the room where the teams will be. Preferably this line will be about 4' above the ground.
4. Tape a line about 6' to 9' from the string on each side.
5. Cut cards in half along the long side, making them about the same size as playing cards.

**Playing the Game**
Divide the children into two teams and have them stand (or kneel to make it even harder!) on their team's line. Give each child an index card, the same color for the children on one team. At your signal, have them try to toss their cards over the line and into their "enemy's" territory on the other side. Add up how many cards fell on each side. That is how many points they can win by answering a question. Choose a question for each team. If the team gets it wrong, the question goes to the other team for an extra point. Distribute the cards and play again.

Game continues as number of questions, time, and attention span allow.

**Non-competitive Option**
Set a target number of points for the whole group. Challenge the children to see how many turns it takes score the target number of points. Once the target has been reached, start the game over and see how many turns it takes to reach the target the second time.

**Optional TAKING IT TO OTHERS Activity: Quiz Questions**
Have the children choose a few of the questions from the game to ask the parents/other children during TAKING IT TO OTHERS time. Help pre-readers by whispering the question in their ear and letting them ask it aloud to the parents/other children. Make sure you read the Bible verse aloud before you ask your questions.

# BIBLE TRUTH HYMN P.1

Directions:
1. Write words to song in large print before class.
2. Play the song for the children, helping them follow along on the song sheet.
3. Discuss the song, using a few questions from the discussion sheet. *Don't use them all!*
4. Introduce sign language for key words of your choice from sign language sheet for your song. Use as few or as many as you think the children can learn.
5. Sing and sign the song. Sign language as well as large format lyrics and sheet music are found in the PFI Unit Songbook or online.
6. If desired, play the Song Game.

**Optional TAKING IT TO OTHERS Activity: Presenting and Singing the Song**
1. Sing and sign the song, encouraging the watching children/parents to join in.
2. Ask the class some of the questions listed below. The Bible Truth Connection Question is particularly good to help them understand how the song ties in with the Bible Truth.

**The God of Abraham Praise**

**Verse 2**
His Spirit floweth free, High surging where it will:
In prophet's word He spoke of old, He speaketh still.
Established is His law, And changeless it shall stand,
Deep writ upon the human heart, On sea or land.

**Listen to it on PFI ES Songs 7, Track 8**

## Understanding the Song

1. Who is "His Spirit?" *The Holy Spirit of God.*
2. Where does the Holy Spirit go and why? *He flows freely, where He wills to go, with the power to do to will of God the Father and the Son, like a surging, powerful wave.*
3. How did the Holy Spirit flow in prophet's word? *By giving the prophet God's words to speak and to write down.*
4. How does God speak still? *By the Holy Spirit working in our hearts as we hear the words of the Bible spoken and explained.*
5. What does it mean for God's law to be established and changeless? *To be established means that it is firmly in place and cannot be taken away. God's law—another name for the Bible—has been put in place by God. No one can change one of His laws that they don't like and make a new one instead. His law is changeless, always true.*
6. How is God's law written upon the human heart? *It is NOT written with a pen or pencil. It means that God made people to know deep down in their hearts that there is a God and to know what He has set up as right and wrong.*
7. What does it mean that God's laws is written upon the human heart on sea or land? *There is nowhere in the whole world where people do not know deep down in their hearts that there is a God and what He has set up as right and wrong, even if they have never heard or seen God's laws written in the Bible.*
8. If God made all peoples with a sense that there is a God and of His laws, why is it so important that God's laws are written in the Bible? *Having a sense about something is nothing like reading the complete laws themselves and learning more fully about the God who made them. Also, only the Bible makes it clear that each person's sin keeps them from being able to keep God's laws perfectly as He requires. It teaches that we must confess and turn away from our sins and trust in Jesus to save us.*

## Bible Truth Connection Question

1. How does this song relate to our **Bible Truth: God's Laws Are Written in the Bible**? *How does this song relate to our Bible Truth: God's Laws Are Written in the Bible? By the Holy Spirit, Moses and the prophets wrote down God's laws perfectly in the Bible for people of all time to know and obey. God's laws are perfect and changeless because God is perfect and changeless.*

## Story Connection Question

1. How does this song relate to our story? *Jesus rebuked the Pharisees and the teachers of the law for holding to the traditions of the elders rather than the changeless laws of God given to God's people through the prophets.*

# BIBLE TRUTH HYMN P.2

**Bible Connection Question**

1. What does this hymn have to do with our **Bible Verse: Deuteronomy 5:1,6-21:** "Hear, O Israel, the statutes and the rules that I speak in your hearing today, and you shall learn them and be careful to do them... I am the LORD your God...You shall have no other gods before me...You shall not make for yourself a carved image, or any likeness of anything...You shall not bow down to them or serve them...You shall not take the name of the LORD your God in vain...Observe the Sabbath day, to keep it holy...Honor your father and your mother...You shall not murder... And you shall not commit adultery...And you shall not steal...And you shall not bear false witness against your neighbor...And you shall not covet...anything that is your neighbor's."?

*Long ago, God gave these laws through Moses, who acted as a prophet, a spokesman for God, to the people of Israel. God established these good laws, the 10 Commandments, as laws He wants all people to keep. He established them from the beginning and they shall stand as laws for all people in all times to keep. He spoke these laws long ago, but they "speak" still, as we read them in God's Word, the Bible.*

**Life Application Questions**

1. How can God's people be affected by the message of this song? *They can praise God for speaking to us, even today through the words of the prophets written in the Bible, through His law, and even by the way He made our hearts to know Him. They can ask Him to have His Holy Spirit fill them with understanding and desire to please Him.*
2. God speaking through the words of His prophets, tell us that we can never be saved by keeping God's laws, no matter how hard we try. What must we do to be saved? *Turn from our sins and trust in Jesus as our own Savior.*

**ACTS Questions**

1. What is something we can praise God for from this hymn?
*Praise God for being the Establisher of His Perfect Laws for all people in all times.*
2. What are sins we can confess to God from this hymn?
*Though God has spoken through the prophets and by His Word how He wants us to act, we still choose to disobey Him and His good laws. We deserve His punishment! We need a Savior!*
3. What is something we can thank God for from this hymn?
*We can thank God for not just giving us His good laws to know how to love Him and others, but also sending the Savior we need: Jesus.*
4. What is something we can ask God for from this hymn?
*That God would work in our hearts that we might turn from our sins and trust Jesus as our Savior. We can ask Him to write His laws upon our hearts and give us the grace to obey them.*

**Gospel Question**

1. God has written His laws upon the hearts of all people. They know how He wants them to live, but they choose to disobey Him. They deserve His punishment. Is there any hope? What is the gospel?
*God is the good Creator and King of the world. He made people to worship Him and live by His good laws. But we are all sinners who've rebelled against Him. We all deserve death--God's just, eternal punishment for our sins. How terrible! But God has good news for us. In His great mercy, God sent His Son, Jesus to earth as a man to save sinners. He lived the perfect life that pleases God. (He's the only one who's ever done that!) He offered it up to God His Father as the perfect sacrifice for sins when He suffered and died on the cross. Then, on the third day, Jesus rose from the dead in victory. He had fully paid for the sins of God's people, so they wouldn't have to! Now all who turn away from their sins and trust in Jesus as their Savior will receive forgiveness of sins and eternal life with God. They will be His very own special people who will know Him and enjoy Him forever. We can be God's people, too, if we turn from our sins and trust in Jesus as our own Savior.*

# Song Game: Pass the Secret Sign

**Materials**
Sign Language signs used in song, particularly choose words with important meanings you want the children to learn, such as "grace", "redeem", etc.
Bag or bowl
Blindfold

**Preparing the Game**
1. Cut out signs and put in bowl.

**Playing the Game**
1. Practice the song and signs until the children know them well.
2. Have all the children stand in a tight circle, except one, "It," who will stand in the middle of the circle, blindfolded.
3. Have the children in the circle to put their hands behind their backs. Choose a sign from the bag and hand to a child in the circle, still keeping hands behind their backs, not looking at the sign.
4. When "It" says "Pass the Secret Sign", the children will begin to pass the sign around behind their backs.
5. When "It" says "Stop the Passing!" the child who has the sign freezes with the sign behind his back.
6. The child with the sign brings it around and looks at it. You can help the child practice the sign.
7. Then take the blindfold off of "It", watch the child with the card do the sign, then have "It" guess the name of the sign. (If desired, "It" can ask another child in the circle for help with their guess.)
8. The holder of the sign then becomes "It." Sing the song with all the signs, then repeat.

# BIBLE VERSE REVIEW P.1

choose a FEW questions for discussion, then choose the game and/or music activity

***Meditation Version: Deuteronomy 5:1,6-21***

"Hear, O Israel, the statutes and the rules that I speak in your hearing today, and you shall learn them and be careful to do them... I am the LORD your God...You shall have no other gods before me...You shall not make for yourself a carved image, or any likeness of anything...You shall not bow down to them or serve them...You shall not take the name of the Lord your God in vain...Observe the Sabbath day, to keep it holy...Honor your father and your mother...You shall not murder...And you shall not commit adultery...And you shall not steal...And you shall not bear false witness against your neighbor...And you shall not covet...anything that is your neighbor's."

***Alternate Memory Version: Deuteronomy 5:1***

"Hear, O Israel, the statutes and the rules that I speak in your hearing today, and you shall learn them and be careful to do them."

**Understanding the Bible Verse**

1. Who is declaring to the Israelites in these verses? *Moses.*
2. What do we call these laws? *The 10 Commandments.*
3. What does the LORD want the Israelites to do? *To learn the decrees and laws and be sure to follow them.*
4. Who is the LORD that the Israelites should be sure to learn and do these laws? *Not only is He their creator and deserves their obedience, but He made a covenant with them to bless them and love them as His treasured possession. They promised Him to obey His laws as His people.*
5. What does "have no other gods before me" mean? *To not love or treat anything more important than the LORD.*
6. Which of these commands have to do directly with how we worship God? *No other gods before Him, make no idols, do not misuse His name, observe the Sabbath day.*
7. Which of these commands have to do directly with how we love others? *Honor father and mother; do not murder, commit adultery, steal, give false testimony, covet.*
8. Why does keeping commands about how to love others also show we worship God? *Many times we are tempted to break these commands. When we do not give into those temptations, but treat people as God's law tells us to, we show we honor and love Him most of all.*
9. What does the verse have to do with our Bible Truth? *The 10 commandments are some of the very important laws God had Moses write down in the Book of the Covenant (part of our Bible).*
10. What does the verse have to do with our story? *The LORD descended upon Mt. Sinai with dense cloud, billowing smoke and consuming fire and spoke the words of the 10 Commandments to the Israelites.*
11. Why should we keep the 10 Commandments even though we might not be Israelites (Jews)? *The LORD is our Creator and is King over everything He has made. The 10 Commandments reflect His perfectly holy and loving ways. If we are to love Him and others as He created us to, we will keep the 10 Commandments.*

**Bible Truth Connection Question**

1. What does this verse have to do with the **Bible Truth: God's Laws Are Written in the Bible?** *The LORD descended upon Mt. Sinai with dense cloud, billowing smoke and consuming fire and spoke the words of the 10 Commandments to the Israelites.*

**Story Connection Questions**

1. How does this verse relate to our story? *Jesus rebuked the Pharisees and teachers of the law for breaking the commandments of God for the sake of keeping the traditions of their elders. They were famous for knowing all of God's commandments, but they did not really honor God in the hearts by keeping them.*

**Life Application Questions**

1. Why should we keep the 10 Commandments even though we are not Israelites? *The LORD is our Creator and is King over everything He has made. The 10 Commandments reflect His perfectly holy and loving ways. If we are to love Him and others as He created us to, we will keep the 10 Commandments.*
2. Can we keep God's laws perfectly? If not, how can we be saved? *We cannot. We can only be saved by turning away from our sins and trusting in Jesus as our own Savior.*

# BIBLE VERSE REVIEW P.2

**ACTS Questions**

1. What is something we can praise God for from this Bible Verse? *Praise God for being the Maker of good and unfailing plans for all of His creation.*
2. What is something we can confess to God from this Bible Truth? *Confess that often we grumble against His plans for our lives, instead of praising Him for them. He rebel against them in what we think, say and do. We want to do things our own way. We deserve His punishment! We need a Savior!*
3. What is something we can thank God for from this Bible Verse? *Thank God for specific parts of His good plan that He has shown us, either through the Bible or through our lives.*
4. What is something we can ask God for from this Bible Verse? *Ask God to work in our hearts, helping us to turn away from our sins and trust in Jesus as our Savior. Ask Him to help us to trust Him and praise Him for His good plans, even when they include suffering or other hard things we do not understand or like. We can ask Him to fulfill all His good plans in us and in the world around us.*

**The Gospel**

1.God's laws tell us how to live to please God, but we disobey them and displease God. How can we be saved? What is the gospel?

*God is the good Creator and King of the world. He made people to worship Him and live by His good laws. But we are all sinners who have rebelled against Him. We all deserve death--God's just, eternal punishment for our sins. How terrible! But God has good news for us. In His great mercy, God sent His Son Jesus to earth to save sinners. Yes, Jesus, the perfect Son of God, left His home in heaven and became a man. He lived the perfect life that pleases God. (He's the only one who has ever done that!) He offered it up to God His Father as the perfect sacrifice for sins when He suffered and died on the cross. Then, on the third day, Jesus rose from the dead in victory. He had fully paid for the sins of God's people, so they wouldn't have to! Now all who turn away from their sins and trust in Jesus as their Savior will receive forgiveness of sins and eternal life with God. They will be His very own special people who will know Him and enjoy Him forever. We can be God's people, too, if we turn from our sins and trust in Jesus as our own Savior.*

## Game: Day at the Beach

**Materials**
Bible verse written up in large print so that all can see
2 large pieces of paper or poster board
10 or so various beach items, per team
(shells, sunglasses, beach balls, lotion bottle, fish, sand bucket, shovel, etc.)
Paper, marker
1 towel (preferably beach towel) per team

**Preparing the Game**
1. Make copy of the verse per team and cut it apart into as many parts as many pieces as beach articles per team. Number this verse pieces in order and tape them to the beach articles.
2. Make a sign per team of the verse. If you have a lot of non- or early readers, write the verse in easy to read print, numbering each word/section that correspond to the sections on the cut-up version of the verse. If your children are all proficient readers, do not write the verse on the poster board, but simply draw lines and number them 1-10, corresponding to the 10 verse pieces.
3. Write down and cut out the numbers used on the verse pieces and put in a little bag or jar.
4. Use masking tape to mark starting line.
5. Tape the numbered verse pieces to the beach items and make a pile for each team at the far end of the relay area.
6. Place a towel at the starting line for each team.

**Learning the Verse**
Some or all of your children may be non- or early readers. Teach the verse in sections, having them say it after you. Repeat a few times. Add clapping or other movement as they say it.

**Directions**
1. If desired, lead the children in a discussion of a ***FEW*** of the most important questions before beginning game.
2. Explain the game to them as follows:
WARNING: Limit the children to walking quickly if you have a slick floor.
Divide the children into teams. Explain everyone will say the verse together, then you will pull out a number from your bag. The first two children in each line will rush down to the other end of the relay area with the ends of the towel in each partner's hands. The partners are to say the verse to the leader, then they are to find the beach item with the corresponding number in their beach towel for them to carefully carry back to the "beach house" (start). If they drop it, they have to go all the way back and start again. When all items have been retrieved, they are to place them in verse order. The team will then put all the pieces in verse order. If working with less confident readers, point out to them that they can use the sign you made and the numbers in the verse pieces as hints to help them line it up properly. After getting it in order, the team will finish by saying the verse all together. The first team to do so, wins.

**Non-competitive Option**
Don't split the children into teams. Have only one set of beach items. Have the children take turns retrieving the items in pairs and adding it to the class beach house. Together they will work to put the verse together after collecting all the beach items are collected.

**Optional TAKING IT TO OTHERS Activity: Quiz Questions**
Have the children choose a few of the questions from the game to ask the parents/other children during TAKING IT TO OTHERS time. Help pre-readers by whispering the question in their ear and letting them ask it aloud to the parents/other children. Make sure you read the Bible verse aloud before you ask your questions.

# BIBLE VERSE REVIEW: MUSIC P.4

Directions:
1. Write words to song in large print before class.
2. Play the song for the children, helping them follow along on the song sheet.
3. Discuss the song, using a few questions from the discussion sheet. *Don't use them all!*
4. Introduce sign language for key words of your choice from sign language sheet for your song. Use as few or as many as you think the children can learn.
5. Sing and sign the song. Sign language as well as large format lyrics and sheet music are found in the PFI Unit Songbook or online.
6. If desired, play the Song Game.

**Optional TAKING IT TO OTHERS Activity: Presenting and Singing the Song**
1. Sing and sign the song, encouraging the watching children/parents to join in.
2. Ask the class some of the questions listed below. The Bible Truth Connection Question is particularly good to help them understand how the song ties in with the Bible Truth.

**Hear, O Israel: Deuteronomy 5:1,6-21** **Listen to it on PFI ESV Songs 7, Tracks 9,10**

Refrain:
Hear, O Israel, the statutes and rules I speak,
Learn them and be careful to do them,
Be careful to do them.

You shall have no gods before Me,
You shall not make a carved image,
You shall not bow down or serve them.
You shall not take the name of the Lord in vain,
Observe the Sabbath day,
Honor your father and mother. *Refrain*

You shall not murder,
You shall not commit adult'ry,
You shall not steal,
You shall not bear false witness against your neighbor,
You shall not covet anything. *Refrain*
Deuteronomy Five, verses one, six through twenty-one

## Song Game: Mimic Me!

**Materials**
Sign Language
Song

**Preparing the Game**
None.

**Playing the Game**
1. Practice the song and signs until the children know them well. Choose a person to be the leader and let them decide upon an action for everyone to do as they sing the song, such as jump on one foot, etc.
2. Sing the song while doing the chosen action.
3. Select another child to be the leader.
4. If desired, you can choose a different action for different important words in the song, such as jump on one foot when you sing the word "grace", but clap your hands when you sing the word "Jesus". Ask the children the meaning of each of the words before adding in their action.

Game continues as number of questions, time, and attention span allow.

# STORY REVIEW P.1

Directions: Read and discuss Bible Truth, using a FEW of the questions. Play game. Feel free to modify the game to fit your children.

**General Story Questions**

1. Where did the traditions of the elders come from? *Jewish leaders long ago began to make extra rules about how to obey God's laws in their everyday life.*
2. What was their tradition about washing hands? *1 ½ 1/2 eggshells worth of special water fingertips to wrist before eating; 1 ½ ½ 1/2 eggshells worth from wrist to fingertips after eating.*
3. What did they think the washing of hands did? *Kept you from becoming defiled (unpleasing before God) from what you ate.*
4. What did they think people who did not wash properly deserved? *To be cut off from being one of God's people and even to go to Hell.*
5. What did the Pharisees and teachers of the Law hear about Jesus that made them travel from Jerusalem to Galilee to see Him? *They heard that He was not making His disciples wash their hands according to the tradition of the elders.*
6. What was Jesus doing when the Pharisees found Him? *Teaching/healing a great crowd.*
7. What did Jesus' disciples do that upset the Pharisees? *They began to eat without first washing their hands the special way.*
8. What did Jesus give as His reason for not making His disciples wash their hands? *He rebuked them for holding onto the traditions of the elders but letting go of the laws of God.*
9. What did Jesus say about the Pharisees' hearts and lips? What does that mean? *Their lips honored God, but their hearts were far from Him. They said they loved God and honored Him, but in their hearts they did not really love Him.*
10. How did the lives of the Pharisees show that their hearts were far from God? *They were willing to give up God's laws that showed true love for God and others in order to keep their own little, itty-bitty traditions.*
11. From where to the things come that make people "unclean" (sinful) before God? *From the sin in their heart.*

**Bible Truth Connection Questions**

1. What does this story have to do with our Bible Truth? *Jesus rebuked the Pharisees for holding onto their meaningless traditions and forgetting God's Laws. He wanted His disciples to know there are no laws that men make up that are as important as God's Laws written in the Bible.*

**Bible Verse Connection Question**

1. What does the story have to do with our **Bible Verse: Deuteronomy 5:1,6-21:** "Hear, O Israel, the statutes and the rules that I speak in your hearing today, and you shall learn them and be careful to do them... I am the LORD your God...You shall have no other gods before me...You shall not make for yourself a carved image, or any likeness of anything...You shall not bow down to them or serve them...You shall not take the name of the LORD your God in vain...Observe the Sabbath day, to keep it holy...Honor your father and your mother...You shall not murder... And you shall not commit adultery...And you shall not steal...And you shall not bear false witness against your neighbor...And you shall not covet...anything that is your neighbor's."?

*These are the laws of God that Jesus taught His disciples to keep. We break these laws out the sinfulness in our hearts. This is the uncleanness that Jesus was talking about that comes from inside a person. How very different these laws are from the Pharisees' itty bitty rules, like about washing hands.*

**Life Application Questions**

1. How is it easy for us to be like the Pharisees? *We can do and say things that make us look like we love God on the outside, while really in our hearts we do not love God or His laws.*
2. Like the Pharisees, we can never please God by keeping all of His law. How can we be saved? *By turning from our sins and trusting Jesus as our own Savior.*

# STORY REVIEW P.2

**ACTS Questions**

1. What's something we can praise God for from this story? *Praise God for being the Giver of Perfectly Good Laws.*
2. What is something we can confess as sin that we learned in our story?

*Confess that we break the good laws gave us to live by. Confess that like the Pharisees, we like to keep itty biity rules and not look at our sinful heart or how we break God's laws. We need a Savior!*

3. What is something we can thank God for that we learned in our story?

*We can thank God not just giving us His good laws, but sending Jesus to save all who turn away from their sins and trust in Him as their Savior.*

4. What is something we can ask God for that we learned in our story?

*We can ask God to work in our hearts, helping us to turn away from our sins and trust Jesus as our own Savior. We can ask Him to send the Holy Spirit to live inside us that we might love God and obey His good laws.*

**The Gospel**

1. God has given us His good laws. He tells us how He wants us to live, but we all disobey them. We all have sinful hearts that make us unclean before God. We deserve God's punishment! Is there any hope for us? What is the gospel?

*God is the good Creator and King of the world. He made people to worship Him and live by His good laws. But we are all sinners who have rebelled against Him. We all deserve death--God's just, eternal punishment for our sins. How terrible! But God has good news for us. In His great mercy, God sent His Son Jesus to earth to save sinners. Yes, Jesus, the perfect Son of God, left His home in heaven and became a man. He lived the perfect life that pleases God. (He's the only one who has ever done that!) He offered it up to God His Father as the perfect sacrifice for sins when He suffered and died on the cross. Then, on the third day, Jesus rose from the dead in victory. He had fully paid for the sins of God's people, so they wouldn't have to! Now all who turn away from their sins and trust in Jesus as their Savior will receive forgiveness of sins and eternal life with God. They will be His very own special people who will know Him and enjoy Him forever. We can be God's people, too, if we turn from our sins and trust in Jesus as our own Savior.*

# Game: Yes, No & Go!

**Materials**
Paper and Marker
Tape
Story Review Questions

**Preparing the Game**
1. Use the Story Review questions for ideas to come up with 20+ statements that are true, false, or not in the story.
2. Set up the chairs in two lines, with chairs facing each other. Each chair should be spaced far enough from it's neighboring chairs so that a child could run around it. Place at each end of the rows, two chairs that also face towards the middle. Write the words "true" and "false" on 2 index cards each and tape each to one of the chairs at the end of the rows. There should be one set of true and false chairs at one end and one set at the other end, one set for each team. With the remaining index cards, make 2 sets of numbers that correspond to the number of chairs in each long row. (If 5 chairs on a side, then number two sets of cards from 1 to 5.) Tape these numbers to the back/bottom of each chair. Have the numbers descend on one side and ascend on the other side. (i.e., if using numbers 1 to 5, then number 1 on one row be across from number 5, number 2 across from number 4, etc.) See diagram for illustration of chair set up.

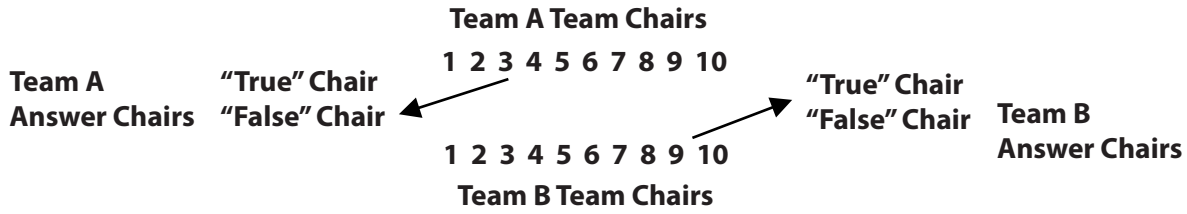


**Playing the Game**
Divide the children into two teams and have them take their places in the chairs. Assign the child the number on their chair. After everyone is seated, the leader reads one of the true/false/not in the story statements and then calls out a number. The player from each team with that number is to run to sit in their team's true or false chair. If the answer is not in the story, the children are to run around their chair and sit down in their seat with arms folded over their chest. The first of the players to make it to the correct seat scores a point for his team.

Play continues as statement cards last, or as time and attention span allow.

**Non-competitive Option**
Instead of using two sets of the same numbers for each "team," use only one set of numbers. (For example, instead of having two sets of chairs numbered from 1-10, number the chairs from 1-20). And, have only one true/false chair. The child whose number is called runs to the right chair.

**Optional TAKING IT TO OTHERS Activity: Quiz Questions**
Have the children choose a few of the questions from the game to ask the parents/other children during TAKING IT TO OTHERS time. Help pre-readers by whispering the question in their ear and letting them ask it aloud to the parents/other children.

# CASE REPLAY ACTIVITIES P.1

Use this guide to review the Case Story and act it out for others to enjoy!

## CASE REPLAY, JR: YOUNGEST CHILDREN

**Description:** The children will act out the story together, everyone doing the same action/sound effect at the same time. This activity is most suitable for kindergarteners.

**Materials**
The Case RePlay, Jr. script for younger children

**Preparation**
1. Read through the script and write in the blanks along the side possible actions/sound effects the children could do to act it out.

**Instructions**
1. Tell the children that they will be re-enacting the story together as you tell it.
2. As you read the script, lead the children in actions/sound effects to do with you.
3. If desired, you can read the script and stop at certain sentences and ask them what a good action/sound effect would be to act out what you just read.
4. Repeat the re-enactment one or two times more.

## CASE REPLAY, SR: OLDER CHILDREN

**Description:** The children act out the story as a three-scene play. You will narrate it using the Case RePlay, Sr. script and they will act it out (no spoken words, for the most part), with each child assuming a different character's role. This activity is most suitable for first grade and up. You will review the story, then practice it a few times before performing it for others.

**Materials**
The Case RePlay, Sr. script
White board or other large format paper
Costumes and props

**Preparation**
1. Prepare for the play by choosing costumes and props for each character in the story. Decorate the area with any scenery props.
2. Write the words "Beginning," "Middle," "End" on a large piece of paper/whiteboard with plenty of space under each heading. You will use this paper to help the children think about the story as a three-scene play, as it is presented in the script.

**Instructions**
1. Tell the children that they will get to act out the story as a three-scene play, with a beginning, middle and end section. Tell them that before they can act it out, they need to think it out. as you narrate it with your script.
2. Take the children's answers as they recount the story, helping them put key incidents in the right order.
3. If desired, when they have filled in their Beginning, Middle, End, read through your whole (real) script, so they hear exactly what you will have them act out.
4. Then tell the children that it's time to practice acting out the story.
5. Assign parts to each child. If you are using costumes, do NOT give them out at this point. They will be a distraction.
6. Have all the children sit on the floor or in chairs on one side of the "stage," then call the characters up in place as their part in the story comes.
7. As you read the script, guide the children in where you want them to move or do to act it out.
8. After going through the whole script once, give out any costumes and props and act out the script once or twice more.

**Optional TAKING IT TO OTHERS Activity: Re-enacting the Story**
Read the script as the children act out together (younger) or assuming different roles (older) as the other children or the parents watch.

# CASE REPLAY, JR--YOUNGER KIDS (KINDERGARTEN) P.2

Welcome to our Case Story Re-Action! The name of our story is: The Case of the Lousy, Little Laws.

Our story takes place in New Testament times, while Jesus lived on earth.

And now we present: "The Case of the Lousy, Little Laws."

**Scene 1:**

Over the many years since the LORD gave His laws through Moses and the prophets, important Jewish teachers called elders began to decide just exactly how the LORD's laws should be lived out. These traditions were passed down until finally the Pharisees and the Teachers of the Law believed that they were just as important as God's laws in the Bible. They thought anyone who broke the elders' traditions was not really a follower of God and deserved hell. Some of the traditions were good, but too many of them completely missed the point of God's laws written in the Bible. One bad one was special hand-washing that the elders said must happen before and after you ate. You poured 1½ eggshells of water from fingertips to wrist before you ate; and 1½ from wrists to fingertips afterwards. They believed that God considered you purified if you did this.

**Scene 2:**

But oh, how angry the Pharisees and teachers of the Law were when Jesus started teaching! Jesus knew these lousy, little laws weren't God's laws. They were bad for the people and He told them so. They heard that Jesus wasn't teaching His disciples do the special hand-washing or any of the other made-up laws. And they believed this meant Jesus was from the devil, not from God at all. They set off from Jerusalem to Galilee to find Him and talk to Him about it. They found Jesus at Genneseret, teaching a huge crowd of people and healing their sick. They watched as people begged Jesus to let the sick just touch the edge of His cloak, and all who touched Him were healed. The Pharisees and Teachers of the Law should have been amazed by these miracles, but their minds were focused on whether the disciples washed their hands or not.

**Scene 3:**

And sure enough, at meal time, Jesus' disciples took out food and ate it without washing their hands the special way. The Pharisees and teachers of the Law were outraged! Jesus rebuked them. He told them they knew all of God's Laws, but broke them just to keep the elders' traditions. Even when they did keep the laws, they were not doing it out of a heart of love for God. Jesus turned to His disciples and told them that nothing outside a man can make him 'unclean' by going into him. Rather, it is what comes out of a man that makes him 'unclean.'" The Pharisees were furious and stormed off. Jesus told His disciples not to use the Pharisees as guides to how to live God's way b/c their way was leading to destruction and God's judgment. Jesus took His disciples away from the crowds and explained to them that nothing that a person eats or no way that washing hands can make him clean before God. Sin comes from our sinful hearts inside of us. Our hearts must be changed if we are to be made "clean" before God.

**Bible Truth Tie-In:** The Bible Truth we are learning is: **God's Laws Are Written in the Bible.** Jesus rebuked the Pharisees for letting go of God's laws written in the Bible to keep the traditions of the elders. They acted like they cared for God's laws, but in their hearts they did not love Him or His laws.

**Actions:**

# CASE REPLAY, SR--OLDER KIDS (1ST GRADE AND UP) P.3

Welcome to our Case Story Re-Action! The name of our story is: The Case of the Lousy, Little Laws.

Our story takes place in New Testament times, while Jesus lived on earth.

The characters in our story are: The Jewish elders; the Pharisees and teachers of the Law; Jesus; His disciples; crowds of sick people and others come to listen to Jesus.

And now we present: "The Case of the Lousy, Little Laws."

**Scene 1: (Beginning)**
Over the many years since the LORD gave His laws through Moses and the prophets, important Jewish teachers called elders began to decide just exactly how the LORD's laws should be lived out. These traditions were passed down until finally the Pharisees and the Teachers of the Law believed that they were just as important as God's laws in the Bible. They thought anyone who broke the elders' traditions was not really a follower of God and deserved hell. Some of the traditions were good, but too many of them completely missed the point of God's laws written in the Bible. One bad one was special hand-washing that the elders said must happen before and after you ate. You poured 1½ eggshells of water from fingertips to wrist before you ate; and 1½ from wrists to fingertips afterwards. They believed that God considered you purified if you did this.

**Scene 2: (Middle)**
But oh, how angry the Pharisees and teachers of the Law were when Jesus started teaching! Jesus knew these lousy, little laws weren't God's laws. They were bad for the people and He told them so. They heard that Jesus wasn't teaching His disciples do the special hand-washing or any of the other made-up laws. And they believed this meant Jesus was from the devil, not from God at all. They set off from Jerusalem to Galilee to find Him and talk to Him about it. They found Jesus at Genneseret, teaching a huge crowd of people and healing their sick. They watched as people begged Jesus to let the sick just touch the edge of His cloak, and all who touched Him were healed. The Pharisees and Teachers of the Law should have been amazed by these miracles, but their minds were focused on whether the disciples washed their hands or not.

**Scene 3: (End)**
And sure enough, at meal time, Jesus' disciples took out food and ate it without washing their hands the special way. The Pharisees and teachers of the Law were outraged! Jesus rebuked them. He told them they knew all of God's Laws, but broke them just to keep the elders' traditions. Even when they did keep the laws, they were not doing it out of a heart of love for God. Jesus turned to His disciples and told them that nothing outside a man can make him 'unclean' by going into him. Rather, it is what comes out of a man that makes him 'unclean.' " The Pharisees were furious and stormed off. Jesus told His disciples not to use the Pharisees as guides to how to live God's way b/c their way was leading to destruction and God's judgment. Jesus took His disciples away from the crowds and explained to them that nothing that a person eats or no way that washing hands can make him clean before God. Sin comes from our sinful hearts inside of us. Our hearts must be changed if we are to be made "clean" before God.

**Bible Truth Tie-In:** The Bible Truth we are learning is: **God's Laws Are Written in the Bible.** Jesus rebuked the Pharisees for letting go of God's laws written in the Bible to keep the traditions of the elders. They acted like they cared for God's laws, but in their hearts they did not love Him or His laws.

# Netilat Yadayim Cup

**Description**
Children will make a netilat yadayim (ceremonial washing cup) out of clay.

**Materials**
Self-hardening terracotta colored clay (modelling clay), about a handful and a half, per child
Stones, shells, sticks with a pointed end, 1 per child
Paper cup

**Preparing the Craft**
1. Set out clay and pointed utensils for each child.
2. May want to get old shirts for children to wear as smocks to protect their clothing.

**Making the Craft**
1. Show the children the picture of a typical Netilat Yadayim Cup. (See picture below)
2. Have the children first make the handles of the cup (there are two, coming off at angles on the same side of the cup), by taking a portion of the clay and rolling in back and forth on the table surface with the palm(s) of their hands to make 2 cylinder shapes. Set aside.
3. Have the children flatten the rest of their clay and then gather it up into a cup shape around the paper cup and making a lip that fans out as shown in picture below.
4. Add handles to one side of the cup, smoothing into body of clay.
5.Use stones, shells, sticks to make designs in the clay. Tell the children that this is how potters made designs in their pots in Jesus' day.
6.Tell children to be careful with their pots until dried. When dried, they can put water into their cups and try to do the ceremonial washing as the Pharisees would have done.

**Optional TAKING IT TO OTHERS Activity: Craft Presentation**
If you are presenting the craft to other children or parents the children can hold up their crafts (or your model craft) and read their Bible Truth Connection answers to explain the importance of the craft.

CASE CRAFT

## Discussion Guide

**Instructions:**
As the children are settled into making their craft, ask them these questions to help them understand the craft's significance. Use the answers provided to guide the children's answers.

**Discussion Questions**
1. Why did the Pharisees and teachers of the Law travel from Jerusalem to Galilee? *To find Jesus and see if He was really doing the things they had heard He was doing.*

2. What did they see Jesus do that upset them so much? *Jesus let his disciples eat without first doing the special hand-washing with a netilat yadayim cup.*

3. Why were they so disgusted by what they saw? *Jesus was letting His disciples break the traditions of the elders. They believed these traditions (little laws) kept God's people from becoming defiled (made displeasing to God) when eating their food*.

4. What is Bible Truth that we are learning?
*God's Laws Are Written in the Bible.*

5. What does our craft have to do with our Bible Truth: God's Laws Are Written in the Bible.
Jesus rebuked the Pharisees for putting aside *God's Laws written in the Bible and holding onto the little itty-bitty traditions of the elders. God's laws were what God's people were to love and obey from their heart, not these traditions.*

*6. What can our craft help us remember?*
*It is easy to do the right things and look good on the outside, but not really love God in our hearts. We must ask God to change our hearts and help us to truly love Him and His laws.*

TAKING IT TO OTHERS

## Craft Presentation

**Instructions:**
Have children hold up your model craft/their crafts. Choose five children (or you say) the five sections below to explain the craft's importance.

**Presentation:**

1. Our craft is: A Netilat Yadayim Cup

2. In Galilee, the Pharisees and teachers of the Law were disgusted that Jesus' disciples ate their food without first washing their hands with special water from a netilat yadayim cup because the traditions of the elders said God's people should do that to keep from becoming defiled (made displeasing to God) when eating their food.

3. Our Bible Truth is: God's Laws Are Written in the Bible.

4. Jesus rebuked the Pharisees for putting aside God's Laws written in the Bible and holding onto the little itty-bitty traditions of the elders. God's laws were what God's people were to love and obey from their heart, not these traditions.

5. Our craft can help us remember that it is easy to do the right things and look good on the outside, but not really love God in our hearts. We must ask God to change our hearts and help us to truly love Him and His laws.

Note: Even non-readers can participate in presenting the craft, if you will whisper what they are to say in their ear and let them say it aloud for the others to hear.

# TREAT SOMEONE LIKE A VIPP Pray for a Very Important Prayer Person P.1

## BEFORE CLASS:

### 1. PICK YOUR PERSON

VIPPs can be anyone in your church! Typically, they fall into 6 categories: Church staff, Elders, Deacons/deaconesses, Special Volunteers (people who aren't paid, but spend a lot of time helping out in particular ways), Supported Workers (aka missionaries), and Church Members.

### 2. GATHER YOUR FACTS

Use the VIPP Information Sheet to write down the facts about your VIPP. The information on this worksheet is used in the VIPP activities, listed in the "Choose an Activity" section below.

## DURING THE ACTIVITY:

### 1. INTRODUCE YOUR VIPP

Introduce your VIPP to the children, using the VIPP Information Sheet. Fill in a set of VIPP Clue Cards with the information for your VIPP. If desired, you can even have the actual person come into class for the children to meet.

Need help describing what someone does for the church in a kid-friendly way? Check out the list of common VIPPs on the Praise Factory website in the PFI resources. There are lots of kid-friendly descriptions for common VIPP's, such as pastors, elders, deacons and a lot more.

### 2. PRAY!

Lead the children in praying for the VIPP. Ask the children if they would like to pray for one of the VIPPs prayer requests. Even non-readers can pray for the VIPP if you whisper the prayer request in their ear, then let them say it aloud. Never force a child to pray!

### 3. CHOOSE AN ACTIVITY

There are two activities you can use to help the children learn about the VIPP:

**VIPP Clue Cards:** These are nine coloring sheets in which children fill in the nine things they learn about the VIPP from the VIPP Information Sheet. Photocopy a set of each child. Use as few or as many of these Clue Cards as you desire.

**VIPP Game:** This is a game that uses a set of Clue Cards for one or two VIPPs.
Choose a VIPP and fill in his/her information on the VIPP Information Sheet. Fill in a set of VIPP Clue Cards with the information for your VIPP. Tell the children about the VIPP, having them fill in the VIPP Clue Cards with the key facts as they learn them. Write any words the children need to write on a white-board or other piece of paper so they can see how to spell them. Help younger children write these words on their clue cards. Ideas for how to tell the children about many common VIPPs are listed at praisefactory.org with the resources for this Bible Truth.

**Optional TAKING IT TO OTHERS Activity: Introduce and Pray for the VIPP**
If you are presenting the VIPP to other children or parents you can assign children to hold up the 10 clue cards and say what each card tells about the VIPP. (Or, you can have the children hold them up as you tell what each one means.) Then lead the children in praying for the VIPP.

# Game: Stop and Go

**Materials**
Information for one VIPP
2 Sets of Clue Cards
8 8.5" x 11" Manilla Envelopes
Ball
Blindfold
Bag

**Preparing the Game**
1. Fill in one set of clue sheets for the VIPP you are using.
2. Tape the other (blank) set of Clue Cards to the outside of the manilla envelopes.
3. Put the filled-in clue cards in the corresponding envelope.
4. Put all the Clue Cards envelopes in a bag, except for the ones with the names and pictures of the VIPPs.

**Playing the Game**
***Reveal*:** Tell the children about the VIPP, showing them your filled-in clue cards as you tell about them.

***Review*:** Have the children stand or sit in a circle. Choose one child to be the Caller. The Caller stands in the center of the circle, blindfolded. Hand the ball to a child in the circle. At the Caller's "Go" command, the ball is passed around the circle. It is passed around until the Caller says "Stop." Whoever has the ball when the Caller says stop chooses a Clue Card envelope. The child (or the teacher) tells the class the Clue Card category and asks them if they can remember the answer for the VIPP. The envelope is opened to see what the answer is. If the children get it right, the category is retired. If they get it wrong, it goes back into the pile of envelopes.

# VIPP INFORMATION SHEET P.3

## VIPP NAME:

_____

## WHAT VIPP LOOKS LIKE

Man or Woman? _____

Hair color? _____

Eye color?_____

## FAVORITE ANIMAL

_____

_____

## FAVORITE FOOD

_____

_____

## FAVORITE FREE TIME ACTIVITY

_____

_____

## WHAT VIPP DOES DURING WEEK

_____

_____

_____

_____

## VIPP GROUP OF SERVICE:

Church Member  Deacon

Elder  Church Staff

Special Volunteer  Supported Worker (Missionary)

## 3 WAYS VIPP SERVES CHURCH

_____

_____

_____

_____

_____

_____

_____

_____

## 3 WAYS TO PRAY FOR THE VIPP

_____

_____

_____

_____

_____

_____

_____

_____

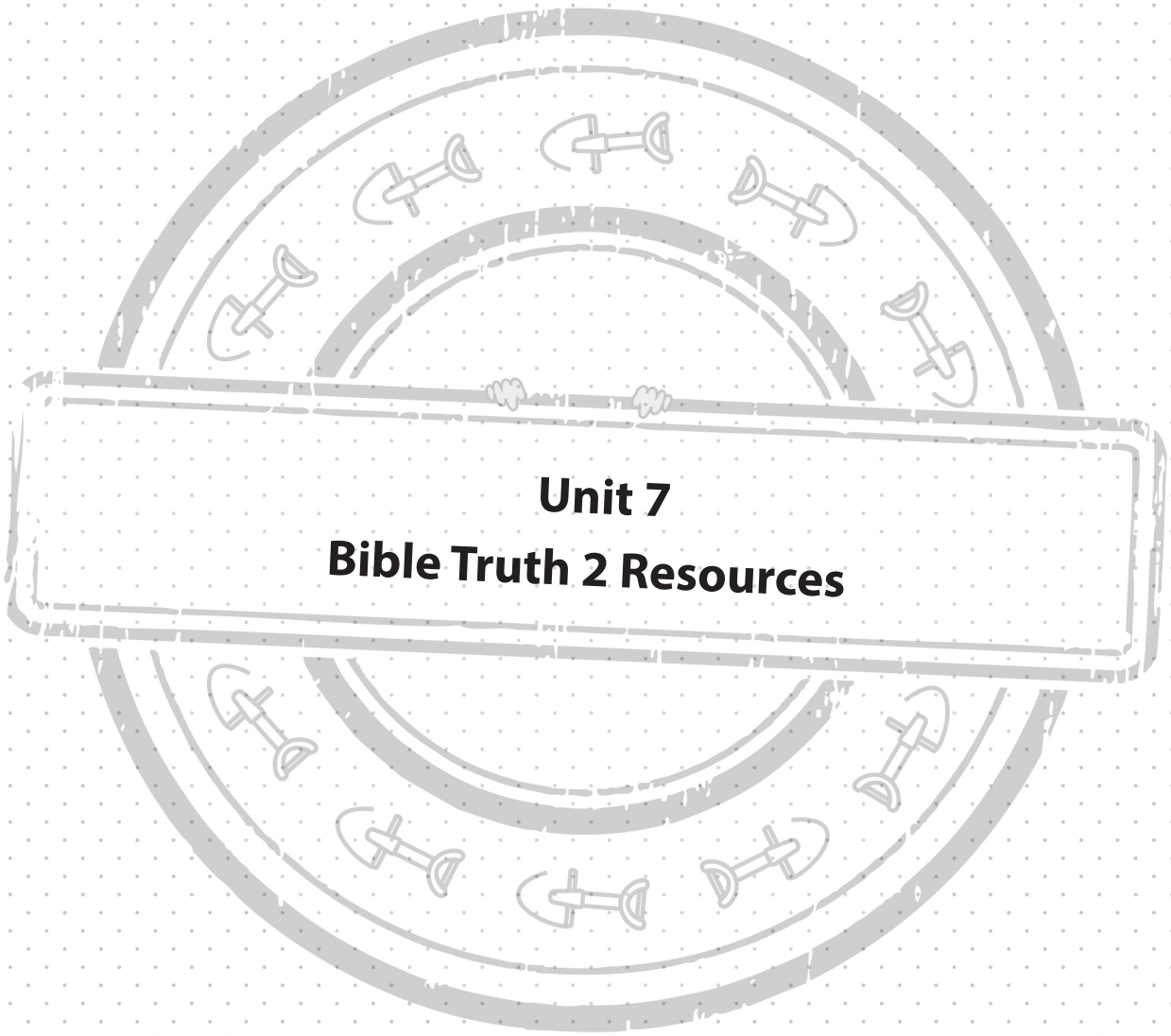

# Unit 7
# Bible Truth 2 Resources

# BIBLE TRUTH 2 OVERVIEW

## Unit 7: The Law-Giving God

**Big Question and Answer:** "What Are God's Laws Like? God's Laws Are Perfect!"
**Bible Verse:** "The law of the Lord is perfect, reviving the soul; the rules of the Lord are true, and righteous altogether. More to be desired are they than gold, even much fine gold; (sweeter also than honey and drippings of the honeycomb. Moreover, by them is your servant warned;) in keeping them there is great reward."
Psalm 19:7, 9,11 ESV

## Bible Truth 2 Concept: God Created Us Perfect Law-Keepers, But We Are All Lawbreakers

God created Adam and Eve without sin. They loved Him as they should; and, they loved each other as they should. They kept God's laws perfectly. They pleased God with their "works." That is, they pleased God with how they lived because they loved Him perfectly in their hearts, and they obeyed Him and His good laws perfectly in their lives.

But when Adam and Eve rebelled against God, their hearts and lives became sinful. No longer could they please God with their works, because no longer could they live perfectly. They were spoiled with sin.

Sin didn't stop there. It spread down to all of Adam and Eve's children, too. It even spreads down to us. Yes, just like Adam and Eve, we all have sinful hearts. We all break God's good laws with our thoughts, words, and actions.

God is good and He hates sin. God would not be good if He did not hate sin; but, oh, how terrible is God good and just punishment for breaking His laws! It is death: separation from Him and His good ways forever. This is what we all deserve!

Yet, God is so merciful to sinners like us. He sent His Son, Jesus, to live a perfect live here on earth. On the cross, Jesus offered it up as the perfect payment for the sins of all who would ever turn from their sins and trust in Him as their Savior. Because of Jesus, our sins can be forgiven and we can have eternal life with God!

## Bible Truth 2 Bible Verse

***Meditation Version: Psalm 14:2-3***
"The LORD looks down from heaven on the human race to see if there is one who is wise, one who seeks God. All have turned away; all alike have become corrupt. There is no one who does good, not even one."

***Alternate Memory/Games Version: Psalm 14:3***
"All have turned away; all alike have become corrupt. There is no one who does good, not even one."

## Bible Truth 2 ACTS Prayer

**A** God, we praise You for being our Creator who created us to enjoy You and keep Your perfect laws. We praise You for being so merciful to sinful lawbreakers like us.

**C** God, we confess that we, like all people before us and after us, have become law breakers. Our sins grieve You. We deserve Your punishment! We need Jesus to save us!

**T** Thank You, God, for bearing with sinful, law-breaking people like us with patience. Thank You for showing us mercy and offering to save us through Jesus.

**S** God, send Your Holy Spirit to work in our hearts. Help us to turn away from our sins and trust in Jesus as our Savior. Help us to keep Your good laws.

## Bible Truth 2 Stories

**Lesson 1: The Case of the Great Griever (Old Testament)**
*Genesis 1-2, 6-9; Matthew 24:37-39; Luke 17:26; Hebrews 11:7; 1 Peter 3:10; 2 Peter 3:3,4*

**Lesson 2: The Case of the Close Encounter (Story of the Saints)**

**Lesson 3: The Case of the Tiny Terror (New Testament)**
*Luke 18:35-19:11*

# LESSON PLAN: BIBLE TRUTH 2 (1 Lesson Plan for ALL 3 Lessons) P.1

## 1. GETTING STARTED: Welcome and Opening Songs *(introduce unit and get kids moving with these songs)*

**Welcome**

"Welcome to Praise Factory. We're so glad you've joined us! Here at the PFI we are investigators. (That's what the "I" stands for!) Investigators look for answers to questions. In PFI, we look for answers to big questions about God. We dig deep down in the truths of God's Word to find them."

**Praise Factory Theme Song**

"Let's sing our Praise Factory Investigator's theme song."

**PFI: Praise Factory Investigators** *PFI ESV Songs 7, Track 1*

We're PFI: Praise Factory Investigators,
Diggin' deep down for truths in God's Word,
That's PFI: Praise Factory Investigators,
Diggin' deep down for truths in God's Word,
We're looking for answers to very big questions,
Big questions about God,
If you're looking for answers to very big questions 'bout God, come along,
Join PFI: Praise Factory Investigators,
Diggin' deep down for truths in God's Word,
That's PFI: Praise Factory Investigators,
Diggin' deep down for truths in God's Word.
Deep down, diggin' down, Let's go diggin' down,
Deep down, diggin' down,
'Til answers to all our Big Questions we've found.
We're PFI: Praise Factory Investigators,
Diggin' deep down for truths in God's Word,
That's PFI: Praise Factory Investigators,
Diggin' deep down for truths in God's Word.

**Classroom Rules Song**

An important part of Praise Factory is helping us worship God and love one another. Our WoGoLOA song reminds us how we should act. Let's sing it."

**WoGoLOA Rules Song** *PFI ESV Songs 7, Track 2*

Refrain:
WoGoLOA means "Worship God and love one another,"
WoGoLOA means "Worship God and love one another."

WoGo means "Worship God."
Sound off, 1,2,3,
Joyfully take part,
Listen to others,
Obey your teachers. *(Refrain)*

LOA means "Love One Another."
Sound off, 1,2,3,
Be kind,
Be encouraging,
Help others, help others. *(Refrain twice)*

**1. GETTING STARTED, continued**

**Opening Prayer**

"Let's ask God to help us obey these rules, and to help us worship Him and love one another as we learn more about Him today. Let's pray." *Pray.*

**Big Question Under Investigation:**

"Now it's time to turn to today's **Big Question Under Investigation**.

It's: **What Are God's Laws Like?**

**Big Question 7 and Songs**

God is our Creator and our king. He gave us good laws to live by. God commands us to keep His laws. They are how He wants us to live because they reflect His righteousness: His perfect love, goodness and fairness. And, they are the best way for us to live. God's laws are wonderful, but none of us obey them as we should since we are all sinners. We will always need a Savior to please God. We will never be able to do it by keeping God's laws on our own.

So the answer to our Big Question, **'What Are God's Laws Like?**" is:
**God's Laws Are Perfect!**

"Let's sing our Big Question Song(s): *choose one or both*

**Big Question 7 Song** *PFI ESV Songs 7, Track 3*
*(adapted version of "The Farmer in the Dell")*
What are God's laws like?
What are God's laws like?
What are God's laws like?
God's laws are perfect!

**What Are God's Laws Like?** *PFI ESV Songs 7, Track 4*

*Refrain:*
What are God's laws like?
What are they like?
God's laws are perfect!
God's laws are perfect!
What are God's laws like?
What are they like?
God's laws are like Him,
They are good and just.

Verse 1
God is our creator,
He's in charge of the whole world.
He gave us laws to live by,
They are written in His Word. *Refrain*

Verse 2
God's laws are the best way,
For us all to live,
God calls us to obey them,
To reflect His righteousness. *Refrain*

## 1. GETTING STARTED, continued

**Unit 7 Bible Verse**

"How do I know this is true? The Bible tells me so!

Psalm 19:7, 9, 11 tells us: "The law of the LORD is perfect, reviving the soul; the rules of the LORD are true, and righteous altogether. More to be desired are they than gold, even much fine gold; sweeter also than honey and drippings of the honeycomb. Moreover, by them is your servant warned; in keeping them there is great reward."

**Big Question 7 Bible Verse Song** *PFI ESV Songs 7, Track 5*
**The Law of the LORD: Psalm 19:7**

The law of the LORD is perfect, The law of the LORD is perfect,
The law of the LORD is perfect, Psalm Nineteen, seven. (repeat)

*Or you can sing:*
**The Law of the LORD Is Perfect: Psalm 19:7,9,11** *PFI ESV Songs 7, Tracks 6,7*

The law of the LORD is perfect, the rules of the LORD are true;
The law of the LORD is perfect, the rules of the LORD are true;
More to be desired are they than gold, than much gold, that much fine gold;
Sweeter also than honey, than drippings of the honeycomb. *(repeat)*
In keeping them is much reward. Psalm Nineteen, seven, nine, and eleven.

God's laws, written down in the Bible, are a wonderful gift! We know that God made sure they were written down just right. We can study them and know how He wants us to live. If we live by them, God will use them to keep us out of trouble and to bless us. As we learn them, God's Holy Spirit can work in our heart, using them to save us and to change us. What a treasure they are!

## 2. DIGGING DEEP DOWN: Key Concept and Story *(introduce the Bible Truth and tell the related story)*

**Bible Truth 2**

"It's time for us to dig down deeper for answers to our Big Question. We're learning **FIVE** Bible Truths that all tell us something about God's perfect laws. We've learned one already. Can you remember what it is? (God's Laws Are Written in the Bible.)

The Bible Truth we are going to be thinking about today is:
**God Created Us Perfect Law-Keepers, but We Are All Lawbreakers.**

God created Adam and Eve without sin. They kept God's laws perfectly. They loved Him as they should; and, they loved each other as they should. They pleased God with their "works." That is, they pleased God with how they lived because they loved Him perfectly in their hearts, and they obeyed Him and His good laws perfectly in their lives.

But when Adam and Eve rebelled against God, their hearts and lives became sinful. No longer could they please God with their works, because no longer could they live perfectly. They were spoiled with sin.

Sin didn't stop there. It spread down to all of Adam and Eve's children, too. It even spreads down to us, too. Yes, just like Adam and Eve, we have sinful hearts. We break God's good laws with our thoughts, words, and actions.

God is good and He hates sin. God would not be good if He did not hate it. But, oh, how terrible is God fair punishment for breaking His laws! It is death: separation from Him and His good ways forever! This is what we all deserve.

Yet, God is so merciful to sinners like us! He sent His Son, Jesus, to live a perfect live here on earth and offer it up as the perfect sacrifice for the sins of all who would ever turn from their sins and trust in Him as their Savior. Because of Jesus, our sins can be forgiven and we can have eternal life with God!

**2. DIGGING DEEP DOWN, continued**

**Bible Truth 2 Hymn**

"Long ago, a man named Isaac Watts was thinking about this Bible truth, too. He wrote the words to a hymn called "At the Cross" We're going to learn a few verses from it.

**At the Cross** *PFI ESV Songs 7, Tracks 11,12*

**Verse 2**
Was it for crimes that I had done
He groaned upon the tree?
Amazing pity, grace unknown,
And love beyond degree!

**Verse 3**
Well might the sun in darkness hide,
And shut his glories in,
When Christ the mighty Maker died
For man, the creature's sin. *Refrain*

**Refrain**
At the cross, at the cross where I first saw the light,
And the burden of my heart rolled away,
It was there by faith I received my sight,
And now I am happy all the day.

Because we are all lawbreakers, we deserve God's eternal punishment. There will never be anything we can do to earn back eternal life with God. But at the cross where Jesus, the perfect law keeper gave up His life as the payment for all who would ever turn from their sins and trust in Him, that we can find forgiveness and eternal life. By His perfect sacrifice, all of "crimes" and "burdens" can be "rolled away" forever. What amazing love! What grace--what kindness that we never deserved! That Jesus, the very Son of God, through whom all things were made, would choose to come suffer and die on the cross to save sinful creatures like you and me. All who have Jesus as their Savior do have reason to be happy all the day, every day! There's is eternal life with God!

**Bible Truth 2 Bible Verse and Song**

"The Bible verse we are going to be digging down into for this Bible Truth is:

**Psalm 14:2-3**
The LORD looks down from heaven on the human race to see if there is one who is wise, one who seeks God. All have turned away; all alike have become corrupt. There is no one who does good, not even one."

Adam and Eve were created with hearts that sought after God. They were perfect law keepers who were not corrupt and did not turn aside from God. But after they rebelled, they and all their children after them turned aside. Yes, the LORD sees everything and knows everything. He knows what is in each of our hearts. We all have sinful hearts and do sinful things. We have all became corrupt with sin. None of us seek after God on our own. But praise God for sending Jesus to be the Savior of sinners like us! Praise God for sending His Holy Spirit to work in our hearts! God gives us hope! He can do in us what we could never do for ourselves!

You might also enjoy: All We Like Sheep: Isaiah 53:6, ESV *PFI ESV Songs 7, Track 14*

We've said our Bible verse, now let's sing it!

**The LORD Looks Down** *PFI ESV Songs 7, Track 13*

The LORD looks down from heaven,
On the human race,
To see if there is one who's wise,
One who seeks God.
But all have turned away;
All alike have become corrupt.
There is no one who does good,
No, not even one.
Psalm Fourteen, two and three.

## 2. DIGGING DEEP DOWN, continued

### LESSON 1 STORY

**Old Testament Story:**

**The Case of the Great Griever**
*Genesis 1-2, 6-9; Matthew 24:37-39; Luke 17:26; Hebrews 11:7; 1 Peter 3:10; 2 Peter 3:3,4*

"Now it's time for today's story called: **The Case of the Great Griever.**
**As you listen to the story, see if you can figure out:**
**1. Who was the Great Griever? What did he grieve? Why?**
**2. Who deserved punishment for this sadness? Who received mercy instead? Why?**
*(If desired, write these questions on a sheet of paper to refer to when the story is finished.***)**

*Read story.*

*After reading story, ask for the children's answers to the questions.*
**1. Who was the Great Griever? What did he grieve? Why?** The LORD. He grieved that He had made people. He grieved all of their sin.
**2. Who deserved punishment for this sadness? Who received mercy instead? Why?** All people deserved punishment. The LORD showed mercy to all, by warning them for years before sending the flood. But He showed mercy most of all, to Noah and his family who looked to the Lord in faith The Lord counted their faith as righteousness. He spared their lives in the ark. Through his family would one day come the promised Savior.

*Close in prayer. (prayer suggestions included at end of story)*

### LESSON 2 STORY

**Story of the Saints:**

**The Case of the Hole Under the Stairs**

"Now it's time for today's story called: **The Case of the Hole Under the Stairs.**
**As you listen to the story, see if you can figure out:**
**1. Who lived in the hole? Who went to talk to her? Why?**
**2. What did she pray? What happened?**
*(If desired, write these questions on a sheet of paper to refer to when the story is finished.***)**

*Read story.*

*After reading story, ask for the children's answers to the questions.*
**1. Who lived in the hole? Who went to talk to her? Why?**
The little kitchen girl. Hector M'Phail. He wanted to make sure she knew the good news of Jesus.
**2. What did she pray? What happened?** Hector asked her to pray, "Show me myself, then, "Show me Thyself" to God. The Lord used these prayers to help this girl see that she was a sinner, to repent of her sins and trust in Jesus as her Savior.

*Close in prayer. (prayer suggestions included at end of story)*

# LESSON PLAN: BIBLE TRUTH 2 (1 Lesson Plan for ALL 3 Lessons P.6

## 2. DIGGING DEEP DOWN, continued

### LESSON 3

**New Testament Story:**

**The Case of the Tiny Terror**
*Luke 18:35-19:11*

"Now it's time for today's story called: **The Case of the Tiny Terror.**

**As you listen to the story, see if you can figure out:**
**1. Who was the Tiny Terror? Who was he a terror to? Why?**
**2. Why could he not be in fellowship with God or God's people? How did this change?**
*(If desired, write these questions on a sheet of paper to refer to when the story is finished.***)**

*Read story.*

*After reading story, ask for the children's answers to the questions.*
**1. Who was the Tiny Terror? Who was he a terror to? Why?**
Mr. Unpure-Unrighteous (Zachaeus). He was a terror to the people of Jericho because of the way he collected tax money from them--too much and with cruel methods.
**2. Why could he not be in fellowship with God or God's people? How did this change?**
Because of how he chose to live a life of sin and would not turn away from it (repent). Through Jesus, he learned how his sins could be forgiven. At last, he turned away from them and trusted in Jesus as his Savior. He was restored in fellowship with God and His people.
*Close in prayer. (prayer suggestions included at end of story)*

## 3. TAKING ACTION: Response Activities *(choose from among these activities)*

**Response Activities**

- **ACTS Prayer Activity:** Add your own prayer requests to the ACTS prayer
- **Sneaky Snack**: Story-related snack
- **Bible Truth Review Activity:** Game with questions related to the Bible Truth
- **Bible Truth Hymn:** Music activities to learn a portion of a Bible Truth-related hymn
- **Bible Verse Review Activity:** Game with questions related to Bible Truth Bible verse
- **Bible Verse Song:** Music activities to learn the Bible Verse song
- **Story Review Activity:** Game with questions related to the Bible Truth and Case
- **Case RePlay, Jr. and Sr.:** Two drama activities that review the story: one for younger children, one for older children.
- **Craft:** Story-related craft
- **VIPP (Very Important Prayer Person):** Game and a coloring activity to help children learn about people in your church and how to pray for them.
  *(VIPP resources: found online or at back of this book)*

## 4. TAKING IT TO OTHERS *Optional presentations for the last few minutes of class*

**Presenting to Other Children**

*If you split the children into different response activities, you can gather the children together again and have each small group make presentations to show the other children what they learned. Presentation ideas are included in the resources for each activity.*

**Presenting to Parents**

*If you keep your children together for response activities, you can have them make a presentation of something they have learned to their parents when they come to pick them up from class. Presentation ideas are included in the resources for each activity.*

## 5. TAKING IT HOME *(Take Home Sheet)*

**PFI Pronto**

*Give out the PFI Pronto for the case story as well as any other materials as the children are dismissed.*

# BIBLE TRUTH 2, LESSON 1: PLANNER/OVERVIEW

## GETTING STARTED: Welcome and Opening Songs *(introduce unit and get kids moving with these songs)*

**Welcome to Praise Factory:** PFI: Praise Factory Investigators Theme Song *PFI ESV Songs 7, Track 1*

**Rules to Help Us Worship God and Love One Another:** WoGoLOA Classroom Rules Song *PFI ESV Songs 7, Track 2*

**Big Question Under Investigation:** Big Question 7 Songs *PFI ESV Songs 7, Tracks 3,4*

**Big Question Bible Verse:** Psalm 19:7,9,10,11 Songs: *PFI ESV Songs 7, Tracks 5,6,7*

## DIGGING DEEP DOWN: Key Concept and Story *(introduce the Bible Truth and tell the related story)*

**Bible Truth 2:** God Created Us as Perfect Law-Keepers, but We Are All Lawbreakers

**Bible Truth Hymn:** At the Cross, vs.2,3 *PFI ESV Songs 7, Tracks 11,12*

**Bible Verse**: Psalm 14:2-3, HCSB

**Bible Verse Song:** The LORD Looks Down *PFI ESV Songs 7, Track 13*
Extra Bible Verse Song: All We Like Sheep: Isaiah 53:6, ESV *PFI ESV Songs 7, Track 14*

**Lesson 1 Old Testament:** The Case of the Great Griever
*Genesis 1-2, 6-9; Matthew 24:37-39; Luke 17:26; Hebrews 11:7; 1 Peter 3:10; 2 Peter 3:3,4*

## TAKING ACTION: Response Activities *(choose from among these activities)*

**Snack and Discussion Planner:** Noah's Ark

**ACTS Prayer:** Prayer Sheet

**Bible Truth Review:** Discussion Questions and Game: Help the Blind Man

**Bible Truth Hymn:** At the Cross, vs.2,3 *PFI ESV Songs 7, Tracks 11,12*
Song, Sign Language and Song Game: Word Take Away **PFI ESV Songs 7 BOOK or ONLINE**

**Bible Verse Review:** Psalm 14:2-3 Discussion Sheet and Game: Hand Ball

**Bible Verse Song:** The LORD Looks Down: Psalm 14:2-3 *PFI ESV Songs 7, Track 13*
Song, Sign Language and Song Game: Big Voice, Little Voice **PFI ESV Songs 7 BOOK or ONLINE**

**Story Review:** Discussion Questions and Game: Sticky Pad Search

**Case Replay, Jr: Drama Activity for Youngest Children** (children do same story actions together)

**Case Replay, Sr: Drama Activity for Most Children** (children re-tell story with individual parts)

**Craft:** The Flood Waters Dry and Noah Leaves the Ark

**VIPP (Very Important Prayer Person) Prayer Time:** Coloring Sheets (back of book) and Game: Mix and Match

## TAKING IT HOME: Take Home Sheet for Review and Family Devotions

**PFI Pronto:** Bible Truth 2, Lesson 1 **PFI ESV PRONTOS 7 BOOK or ONLINE**

# OLD TESTAMENT STORY P.1

**The Case of the Great Griever** by Connie Dever

*Genesis 1-2, 6-9; Matthew 24:37-39; Luke 17:26; Hebrews 11:7; 1 Peter 3:10; 2 Peter 3:3,4*

**Our story is called:**
**The Case of the Great Griever.**
**As you listen to the story, see if you can figure out:**
1. Who was the Great Griever? What sadness caused him to grieve?
2. Who deserved punishment for this sadness? Who received mercy instead? Why?

This story is an Old Testament story that starts out at the beginning of time.

In the beginning, God created the heavens and the earth. He filled them with an amazing variety of creations. Light, darkness, sun, moon, stars. Seas filled with sea creatures. Skies filled with birds. The earth filled with plants and all sorts of animals. And most special of all, God made humans.

What was special about these humans? The LORD created them in His own image, with an spirit to love Him and each other perfectly. A spirit that would never die. He gave them the whole earth lovingly rule over.

"I give you the earth to fill and subdue," the LORD told Adam and Eve.

What a wonderful present! And oh, how wonderful life would be in God's world, under God's good rule! If they obeyed God's commands, they would live there happily forever, caring for it, exploring it and filling it until the whole world was like one big Garden of Eden. Filled with special beauty and with their children, and with close fellowship with God, life would be perfect!

But that's not how things turned out, is it? Adam and Eve rebelled against God. They ate from the one tree the LORD told them not to eat from and sin entered their perfect world. Out from their hearts went perfect love for God and each other, too. Now they were sinful and selfish. Out went perfect health from their bodies. Now they would die. And out of the Garden and into the wilds of the world, God sent Adam and Eve. They could no longer live in special closeness with Him. He was the holy God and they were sinful lawbreakers. They could no longer stand in His presence by their own pure lives. Oh, how life changed when Adam and Eve rebelled against God!

Yet God was full of mercy even then to those lawbreakers. He allowed Adam and Eve to live, instead of punishing them with death right then, as they deserved. He even promised to send a Savior, one day. He would come and crush the Evil One who had tempted them to sin. By faith, Adam and Eve looked forward to that day.

Life went on outside the Garden. Adam and Eve carried out God's plan to subdue the earth and to fill it, but because of sin, nothing was like it would have been in the Garden. Yes, Adam and Eve worked the soil and raised animals, but they suffered with bad crops and sickly animals. Yes, Adam and Eve worked the soil and raised animals, but they suffered with bad crops and sickly animals. Yes, Adam and Eve had children and filled the earth with them, but the children were every as sinful as they were. There should have been cities of people filled with love for each other and for God. But instead, there were cities full of sinful people. Murder, idol worship, thieving, envy, hatred, sickness and death was everywhere. And even though the promise of the Savior had been passed down through the years, fewer and fewer people looked forward in faith to the day He would come. It seemed as if there was no one who chose to struggle against the sin and tried to please God.

The LORD saw how corrupt and full of violence the earth had become. He saw how people's hearts, once full of love for Him and for each other, were now so wicked that every inclination of the thoughts of their hearts were only evil, all the time. And the LORD was grieved that He had made [people] on the earth, and His heart was filled with pain.

**Story-telling Tips**

Ahead of time:
1. Read the Bible verses and story. Pray!
2. Create story cue cards on index cards (or highlight text).
3. Practice telling story dramatically, timing your presentation Shorten, if necessary to fit your allotted time.
4. Decorate area with story props that help bring your story alive.

During your presentation:
1. Maintain as much eye contact as possible as you tell the story. Point to/use props at important points in the story. Include the kids in your story with a few questions about what they think will happen or words/concepts that might be new to them.
2. Watch the kids for signs that their attention span has been reached. Shorten, if necessary.

What does it mean for God to grieve of making the world? Does it mean that He thought it was all a mistake? No, it does not, for God doesn't make mistakes. From before the creation of the world, God knew what would happen and chose it. He knew people would rebel and how terribly painful it would be when they broke the wonderful, close fellowship they had with Him. He knew how awful their sins would be to Him. And He always knew He would suffer far more than any of them to save them through the death of His Son. Yet God's glorious plan to save these sinful lawbreakers, far outweighed the pain He would feel. Yes, from before the beginning, God chose the pain rebellious people would give Him. But chosen pain hurts no less than any other pain. The LORD grieved when they rebelled. He hated their sin, yet He patiently endured it for hundreds of years, as it grew worse and worse. But at last, came the time for judgment.

The LORD said, "I will send a flood to destroy all the creatures of the earth for I am grieved that I have made them." Well, not quite all. For God had promised to send a Savior to crush the Evil One and save His sinful people. He would never break His promise. He chose to save one Noah and his family through whom would come the Savior one day. How amazing is the LORD! People deserve His punishment, but He still shows them mercy!

Why Noah? Wasn't he a sinner just like everyone else? Yes, he was. But unlike the other people, Noah was a righteous, blameless man. He loved the LORD and lived his life to please Him. He looked forward in faith to the promise of a Savior. God counted Noah righteous and blameless not because he was a perfect law keeper, but because of Noah's faith in Him. So Noah found favor in the sight of the LORD.

God said to Noah, "I am going to put an end to all people, for the earth is filled with violence because of them. I am surely going to destroy both them and the earth. Make an ark of cypress wood; make rooms in it and coat it with pitch inside and out. Build it 450 feet long, 75 feet wide and 45 feet high. Make a roof for it and finish the ark to within 18 inches of the top. Put a door in the side of the ark and make lower, middle and upper decks. I am going to bring floodwaters on the earth. All the creatures will die, but I am making a covenant with you. Enter the ark, taking with you seven pairs--male and female-- of all the clean animals (animals that could be eaten and sacrificed as worship offerings) and two pairs of every other kind of creature Take enough food for you and all the creatures to eat," the LORD told Noah.

Noah did everything just as God commanded him… and that is saying a whole lot! There were no stores to go and get the supplies he needed to make this huge ship. They had to cut down and saw hundreds of trees. They had to make their own nails to nail the wood together and their own gallons and gallons of sticky, black tar to seal it with. Then there was all the food that must be gathered for the hundreds and hundreds of creatures. It is no wonder that it took Noah up to 100 years to build and prepare the ark!

Can you imagine how curious people became as the ark took shape! "What are you doing, Noah?" they surely asked. "Why are you building this huge boat? Noah told them about God's coming judgment that they might turn away from their sins and trust in Him.

I wish I could say that the people who listened to Noah repented of their sins and looked forward in faith to the promised Savior; but it did not. No one turned away from their sins and trusted in God.

Finally, the ark was finished. "It's time to load the ark with your family and the creatures," the LORD told Noah. "Seven days from now the rain will come and it will not stop for forty days--until all the land is covered and all the creatures are destroyed." God's promised judgment was coming at last.

Into the ark went Noah, his family and all those creatures. The LORD shut them in safe and dry. Then it was time. In the six hundredth year of Noah's life, on the seventeenth day of the second month—the rain burst upon the earth and didn't stop for forty days--a month and a half of rain! Streams turned into rivers. Rivers into lakes. Lakes filled up valleys. Valleys swelled up and up until even the tallest mountain was covered. And with all the water, went all of the living creatures. God's sad--but just--judgment had come. Only Noah and those huddled with him in the ark remained. They were safe and no doubt grateful for God's mercy. Only by God counting Noah's faith as righteousness had they been

spared.

After forty days, the rain stopped. How lonely and quiet the world must have seemed, floating on that endless sea! How glad Noah and his family must have been when the LORD sent a strong wind to dry out the earth. They must have celebrated the day that the ark's hull settled on Mt. Ararat; and eagerly watched as the mountains seem to grow each day as the winds evaporated more and more of the watery blankets from their steep sides.

For four months the winds blew until at last the earth was ready for its new start. God said to Noah, "Come out of the ark, you, your family and all the creatures. Come out and begin again. Fill the earth with life!" He told them all. They were all happy to obey. Dry land at last, after over five months on that ark!

The first thing Noah did was to worship God. He thanked the LORD for being merciful to him and his family, even though they were sinners, too. He was grateful that the LORD had chosen his family to be the new beginning for people. Noah made a sacrifice to God to show that he wanted to love and obey Him always.

The LORD accepted Noah's sacrifice because of his faith in Him. He made a covenant--a solemn promise--with them all: "Never again will all life be cut off by the waters of a flood; never again will there be a flood to destroy the earth. And this is the sign of the covenant I am making between me and all the creatures of the earth: a rainbow set in the clouds."

So into the beautiful, clean, new world, Noah went--his family and the creatures with him-- to fill it with life again. If only the hearts of people had been clean from sin, too! But no! Sin still lived in their hearts. It would multiply as the earth was filled again. The only hope for people was to look forward in faith to God's promised Savior, who would one day bring all lawbreaking to an end and crush the Evil One forever.

## Cracking the Case:

**It's time to answer our Case Questions.**

**1. Who was the Great Griever? What did he grieve? Why?** The LORD. He grieved that He had made people. He grieved all of their sin.

**2. Who deserved punishment for this sadness? Who received mercy instead? Why?** All people deserved punishment. The LORD showed mercy to all, by warning them for years before sending the flood. But He showed mercy most of all, to Noah and his family who looked to the Lord in faith The Lord counted their faith as righteousness. He spared their lives in the ark. Through his family would one day come the promised Savior.

## Something for You and Me

**Our Bible Truth is:**
**God Created Us as Perfect Lawkeepers,**
**But We Are All Lawbreakers**

In many ways, our world is not that different from Noah's. Most people care little that they are sinners who have broken God's good laws. Many people do not even believe in God at all. And just like in Noah's day, God has already promised a day when He will bring final judgment upon all people for their lawbreaking ways. This time there is no wooden ark to save people from this Day of Judgment. But none is needed. For this time, God provided a wooden cross on which His Son, Jesus, died to save all who would ever turn from their sins and trust in Him. This was the Savior to whom Noah looked forward in faith. He is the only hope for any of us lawbreakers.

What about you and me? How will it be with us? Will we be like the people in Noah's day that ignored God's warnings; or will we, like Noah, turn and through faith in Jesus be saved? Let's praise God for His mercy in providing a way for lawbreakers like us to be saved. Let's ask Him to give us repentant hearts that long to turn away from our sins and trust in Him as our own Savior. *Close in prayer.*

## Closing ACTS Prayer

**A** God, we praise You for being perfectly just, yet so merciful to sinful people who turn to You in faith.

**C** God, we confess that we are sinners, just like the people in Noah's day. We need a Savior!

**T** God, we thank You for sending a Savior to save us.

**S** God, help us to turn away from our sins and trust Jesus as our own Savior. Make us like Noah, who looked in faith to You and lived to please You.

# ACTS PRAYER ACTIVITY

Use this sheet to write down your ACTS Prayer

**Instructions:**
Use this sheet to help the children apply the Bible Truth into a prayer. You can use the ACTS provided or even better, have the kids think of their own applications. Also have the children add their personal requests to the prayer, too. Lead the children in the prayer or let them pray sections, with your help. Never force a child to pray! Non-readers can participate by you whispering a section of the prayer into their ear and allowing them to pray it aloud for the group.

## ADORATION:

God, we praise You for being our Creator who created us to enjoy You and keep Your perfect laws. We praise You for being so merciful to sinful lawbreakers like us.

God, we praise You for being.....

Add your own Adorations:

## CONFESSION:

God, we confess that we, like all people before us and after us, have become law breakers. Our sins grieve You. We deserve Your punishment! We need Jesus to save us!

God, we have sinned against You....

Add your own Confessions:

## THANKSGIVING:

Thank You, God, for bearing with sinful, law-breaking people like us with patience. Thank You for showing us mercy and offering to save us through Jesus.

God, we thank You for...

Add your own Thanksgivings:

## SUPPLICATION:

God, send Your Holy Spirit to work in our hearts. Help us to turn away from our sins and trust in Jesus as our Savior. Help us to keep Your good laws.

God, we need Your help...

Add your own Supplication:

## SNEAKY SNACK

Can you figure out how this snack ties in with our case?

**Snack: Noah's Ark**

The possibilities are just about endless! Here are some: Broccoli floret "trees" cut down to make ark and/or chocolate pudding "pitch" in a cup and/or animal cracker animals going up a graham cracker "ramp" (stuck in standing up position with icing or peanut butter and/or teddy graham "Noah and family" and/or rainbow sherbet piece of "rainbow"

This is only a suggestion. Feel free to modify. Be mindful of allergy issues among your children!

**Case Tie-in:** Even though Noah was a lawbreaker like everyone else in his day, Noah lived to please the LORD and he looked forward in faith to the day the LORD would send the promised Savior. The LORD counted his faith as righteousness. He saved Noah and his family by having them build an ark to stay safe in the flood. Noah and his family praised the LORD when the rains stopped and they saw the rainbow of promise in the sky. The LORD had kept them safe, as He had promised. He would be faithful to keep all of His other promises to them, too.

## SOUL FOOD

Food for thought during snack time

1. What does the snack have to do with the story?

Choose a few questions from the other activity discussion sheets to talk about during this snack time.

2.

3.

4.

5.

6.

7.

# BIBLE TRUTH 2 REVIEW P.1

Directions: Read and discuss Bible Truth, using a FEW of the questions. Play game. Feel free to modify the game to fit your children.

**God Created Us Perfect Law-Keepers, But We Are All Lawbreakers**

God calls His people to love Him with all their heart, mind, soul and strength-- and, oh, they want to do this! Why wouldn't they? Didn't God love them before they loved Him? Didn't He freely give His own Son as the sacrifice for their sins? And doesn't He promise to always love them and do what is best for them? Why wouldn't they want to love God most of all, in everything they do?

But loving God and living for Him is not something God's people will ever do perfectly here on earth. Yes, their sins have all been forgiven by God and they will be God's people forever, but they still struggle with sin. Their hearts are still tempted to love other things. Their lives show that they still want to live for themselves. It will be this way until they go to live with God in heaven. There, God will make them perfect; and at last, they will live and love perfectly.

Until then, God's Holy Spirit lives in their hearts and helps them love God more and more. He grows love in their hearts for God and His good ways. He works in their minds to understand God better and to delight in His ways. He gives them strength to act out their love for God and fulfill His good plans in all that they do.

God's people are grateful to God for helping them live for Him now, but they look forward to the day when they go to heaven and will truly love Him with all of themselves.

**Understanding the Bible Truth**

1. How does God call His people to love Him? *He calls them to love Him most of all--with all of their heart, mind, soul and strength.*
2. Why do God's people want to do this? *Because of how God has loved them.*
3. How did God show how much He loved His people? *He freely gave His own Son as the sacrifice for their sins.*
4. Why did God love His people this way? *Not because they deserved it. They were all sinners. He did it because He loved them and to bring glory to His name (so we could see and delight in who God is.)*
5. Why did God's people need Jesus to be sacrificed for their sins? *Because they were sinners and could never pay for their sins themselves. Only the sacrifice of a perfect life, like what Jesus lived, could be the payment for sins.*
6. Why does God's gift of His Son for them cause God's people to want to love Him in response with all their heart, mind, soul and strength? *Because they love Him and they are so grateful that He would be so merciful to them and be willing to make such a huge sacrifice for them. They know His love is the most wonderful thing of all. They want to love Him completely because this is the best way to live.*
7. Why is there nothing that will ever be enough to show God how much God's people love Him? *Because His gift to them is so wonderful, so huge.*
8. Will God's people ever be able to love Him with all of themselves here on earth? Why or why not? *No, they will not. Because they are still sinners.*
9. Who helps God's people love God more? *The Holy Spirit working in their hearts.*
10. Where will God's people finally love God with all of themselves? *In heaven.*

**Bible Verse Connection Question**

1. What does our Bible Truth have to do with our **Bible Verse:** ***Deuteronomy 6:4-5***: "Hear, O Israel: The LORD our God, the LORD is one. You shall love the LORD your God with all your heart and with all your soul and with all your might."?

*This verse reminds us that God wants His people to love Him most of all: with all of their heart, soul and strength. That is loving Him with all of themselves.*

**Bible Truth Story Connection Questions**

1. Who were the only perfect law-keepers? *Adam and Eve, before they rebelled against God; and, Jesus, the Son of God.*
2. Why did the LORD save Noah and his family, even though they were law-breakers like the rest of humanity? *Noah still looked forward in faith to the promised Savior. He struggled against sin and sought to live to please God. God accepted Noah's faith as righteousness. No one else had faith.*

# BIBLE TRUTH 2 REVIEW P.2

**Life Application Questions**

1. How do we know that we are law breakers? *We know the sin and rebellion against God in our hearts. We see it in our thoughts, words and actions.*
2. Why can't we do enough good works to please God? *Only a completely perfect life lived to please God can make us acceptable to God. None of us can ever do that. We are all lawbreakers.*
3, Since we can't please God by keeping His laws perfectly, what must we do to be saved? *Turn away from our sins and trust in Jesus as our own Savior.*

**ACTS Questions**

1. What is something we can praise God for because of this Bible Truth?
*Praise God for being our Creator who created us to enjoy Him and to keep His perfect laws.*
2. What are sins we can confess to God because of this Bible Truth?
*Confess that we, like all people before us and after us, have become law breakers.*
3. What is something we can thank God for because of this Bible Truth?
*Thank God for sending Jesus to save all who turn from their sins and trust in Him as Savior.*
4. What is something we can ask God for because of this Bible Truth?
*We can ask God to work in our hearts that we would want to turn away from disobeying Him and trust in this wonderful Jesus as our own Savior. We can ask God to send His Spirit to work in our hearts and help us to keep His good laws.*

**The Gospel**

1. We are all lawbreakers who should have been perfect lawkeepers. We choose to disobey God, even from birth. We deserve God's punishment. Is there any hope for us? What is the gospel?
*God is the good Creator and King of the world. He made people to worship Him and live by His good laws. But we are all sinners who have rebelled against Him. We all deserve death--God's just, eternal punishment for our sins. How terrible! But God has good news for us. In His great mercy, God sent His Son Jesus to earth to save sinners. Yes, Jesus, the perfect Son of God, left His home in heaven and became a man. He lived the perfect life that pleases God. (He's the only one who has ever done that!) He offered it up to God His Father as the perfect sacrifice for sins when He suffered and died on the cross. Then, on the third day, Jesus rose from the dead in victory. He had fully paid for the sins of God's people, so they wouldn't have to! Now all who turn away from their sins and trust in Jesus as their Savior will receive forgiveness of sins and eternal life with God. They will be His very own special people who will know Him and enjoy Him forever. We can be God's people, too, if we turn from our sins and trust in Jesus as our own Savior.*

## Game: Help the Blind Man

**Materials**
Blindfold
Cane
Bible Truth Questions
Bag/Bowl

**Preparing the Game**
1. Choose 20+ questions for your game from the Bible Truth Discussion Questions, or make up your own.
2. Write the Bible Truth questions on small thin strips of paper (or make a photocopy of the Bible Truth Discussion Questions and simply cut them into strips) and put them in the bag/bowl.

**Playing the Game**
Children form a circle, with "It", a blind man, in the center. The circle moves slowly to the left or to the right at the Blind Man's command. Then, the Blind Man says, "Halt!" Everyone in the circle stands still. The Blind Man then begins walking out towards the circle of children, GENTLY touching his cane out until he touches someone. When he does, the blind man gets to choose a question from the bag for the teacher to read to the class. When they get a correct answer, the blind man gives up his blindfold to the other child who becomes the blind man, while the former blind man joins the circle.

Game continues as number of questions, time, and attention span allow.

**Optional TAKING IT TO OTHERS Activity: Quiz Questions**
Have the children choose a few of the questions from the game to ask the parents/other children during TAKING IT TO OTHERS time. Help pre-readers by whispering the question in their ear and letting them ask it aloud to the parents/other children. Make sure you read the Bible verse aloud before you ask your questions.

# BIBLE TRUTH HYMN P.1

Directions:
1. Write words to song in large print before class.
2. Play the song for the children, helping them follow along on the song sheet.
3. Discuss the song, using a few questions from the discussion sheet. *Don't use them all!*
4. Introduce sign language for key words of your choice from sign language sheet for your song. Use as few or as many as you think the children can learn.
5. Sing and sign the song. Sign language as well as large format lyrics and sheet music are found in the PFI Unit Songbook or online.
6. If desired, play the Song Game.

**Optional TAKING IT TO OTHERS Activity: Presenting and Singing the Song**
1. Sing and sign the song, encouraging the watching children/parents to join in.
2. Ask the class some of the questions listed below. The Bible Truth Connection Question is particularly good to help them understand how the song ties in with the Bible Truth.

**At the Cross**

**Verse 2**
Was it for crimes that I had done
He groaned upon the tree?
Amazing pity, grace unknown,
And love beyond degree!

**Refrain**
At the cross, at the cross where I first saw the light,
And the burden of my heart rolled away,
It was there by faith I received my sight,
And now I am happy all the day.

**Verse 3**
Well might the sun in darkness hide,
And shut his glories in,
When Christ the mighty Maker died
For man, the creature's sin. *Refrain*

**Listen to it on PFI ESV Songs 7, Tracks 11,12**

## Understanding the Song

1. What is a crime? *A broken law.*
2. What kind of tree did Jesus groan upon? *The cross. It's not a live tree, but it is made from the wood of a tree.*
3. For whose crimes did Jesus groan (suffer painfully) upon the tree? *For all who would ever turn from their sins and trust Him as their Savior.*
4. What do "amazing pity", "grace unknown" and "love beyond degree" mean and how does Jesus' death on the cross show them? *"Amazing pity" is having such great compassion on someone else's suffering that you can hardly believe it. "Grace unknown" doesn't mean that no one knows about it. It means such treating someone with such undeserved kindness like it has never been done before. "Love beyond degree" means such great love that you can't even measure it. Jesus was the very Son of God, the perfect Law Keeper. He did nothing to deserve any suffering or any punishment. Yet on the cross, He suffered all the wrath of God for the punishment for His people's sins, that they might be restored to eternal fellowship with God. He did this because of His amazing pity, His grace greater than any ever heard of, and His love so great that you cannot even measure it.*
5. What kind of light does a believer first "see" at the cross? *Not light like from the sun or a light bulb. Light is another word for understanding the truth about something for the first time. It is when someone understands their sins and that Jesus suffered on the cross for His people's sins that they see for the first time the truth that they can have salvation through Him, if they will turn from their sins and trust in Him.*
6. What does it mean for the burden of our sins to be rolled away? *It doesn't mean that someone comes and takes them out of our heart and then rolls them off down the street somewhere. It is a way of saying that they are taken from us and removed forever, when by faith we receive Him as our Savior.*
7. What does "well might the sun in darkness hide and shut His glories in, when Christ the mighty Maker died for man, the creature's sin?"? *When Jesus hung on the cross, the sun stopped shining and everything became as dark as night, as a sign of how Jesus, the Son of God, was laying aside His glory to take on all of the punishment for His people's sins.*

## Bible Truth Connection Question

1. How does this song relate to our **Bible Truth: God Created Us As Perfect Law Keepers, But We Are All Law Breakers?** *Because we are all lawbreakers, we deserve God's eternal punishment. There will never be anything we can do to earn back eternal life with God. But at the cross where Jesus, the perfect law keeper gave up His life as the payment*

*for all who would ever turn from their sins and trust in Him, that we can find forgiveness and eternal life. By His perfect sacrifice, all of "crimes" and "burdens" can be "rolled away" forever.*

**Story Connection Question**

1. How does this song relate to today's story? *After Adam and Eve became law breakers, it could only be through faith in the promised Savior that any of us could find forgiveness of sins and eternal life with God. Noah, though a lawbreaker himself, was the only man in the very, very wicked times in which he lived to still look forward in faith to that Savior. He knew that through that Savior he would the burden of his sin be rolled away. God counted Noah's faith as righteousness. He spared him and his family from the judgment that the rest of the world faced. Noah was overwhelmed at the mercy and love of the Lord to save him and his family. But how much greater would be his joy when in heaven he understood what the Savior Jesus had done for him at the cross.*

**Bible Connection Question**

1. What does this hymn have to do with our Bible Verse: ***Psalm 14:2-3:*** "The LORD looks down from heaven on the children of man, to see if there are any who understand, who seek after God. They have all turned aside; together they have become corrupt; there is none who does good, not even one."?
*God is our mighty Maker, yet we have all sinned against Him. We deserve His punishment. But God, in His great mercy, sent Jesus to die for the sins of all those who would ever turn away from their sins and trust in Him. He suffered, He groaned upon the cross under the punishment for their sins. He did this so the burden of their sins would be rolled away and they could know eternal life, which is why they can be happy all the day. We, too, can forgiven for our sins, when we turn away from our sins and trust in Jesus as our own Savior.*

**Life Application Questions**

1. How can God's people be affected by the message of this song? *They can praise God for not leaving them to die in our sins as we all deserve, and for sending His Son Jesus to the cross to roll away the burdens of their They can pray that God would give them humble hearts that more completely understand the great deeps of their sin (no matter how good they think they are) and to be more grateful for what Jesus did at the cross for them.*
2. How can we become one of God's people? *By turning away from our sins and trusting in Jesus as our own Savior.*

**ACTS Questions**

1. What is something we can praise God for from this hymn?
*Praise God for being Our Mighty Maker and the One Who Shows Pity upon His People.*
2. What are sins we can confess to God from this hymn?
*We can confess sins that we have done that could only be paid for by Jesus dying upon the cross.*
3. What is something we can thank God for from this hymn?
*We can thank God for being so full of pity and love for His people that He would send Jesus to suffer and die for them on the cross.*
4. What is something we can ask God for from this hymn?
*That God would work in our hearts that we might turn from our sins and trust Jesus as our Savior. That He might roll away the burden of our sins from our hearts.*

**Gospel Question**

1. How can I have the burden of my sins rolled away from my heart? How can I know God's forgiveness? What is the gospel?
*God is the good Creator and King of the world. He made people to worship Him and live by His good laws. But we are all sinners who've rebelled against Him. We all deserve death--God's just, eternal punishment for our sins. How terrible! But God has good news for us. In His great mercy, God sent His Son, Jesus to earth as a man to save sinners. He lived the perfect life that pleases God. (He's the only one who's ever done that!) He offered it up to God His Father as the perfect sacrifice for sins when He suffered and died on the cross. Then, on the third day, Jesus rose from the dead in victory. He had fully paid for the sins of God's people, so they wouldn't have to! Now all who turn away from their sins and trust in Jesus as their Savior will receive forgiveness of sins and eternal life with God. They will be His very own special people who will know Him and enjoy Him forever. We can be God's people, too, if we turn from our sins and trust in Jesus as our own Savior.*

## Song Game: Word Take Away

**Materials**
Sign Language Signs and Song
White board and marker
Eraser

**Preparing the Game**
1. Write the words to the song on a white board.

**Playing the Game**
1. After children have learned the song and signs well, then tell the children that you are going to leave out words from the song (that you've learned signs for) and just do the sign in its place.
2. Have the children help you choose a word to take out. Erase the word from the board. Review the sign the for erased word.
3. Sing the song, trying to remember to NOT sing the word and do only the sign.
4. Continue to take out words until all of the words (with signs) have been taken out.

Game continues as number of questions, time, and attention span allow.

# BIBLE VERSE REVIEW P.1

choose a FEW questions for discussion, then choose the game and/or music activity

***Meditation Version: Psalm 14:2-3***
"The LORD looks down from heaven on the human race to see if there is one who is wise, one who seeks God. All have turned away; all alike have become corrupt. There is no one who does good, not even one."

***Alternate Memory/Games Version: Psalm 14:3***
"All have turned away; all alike have become corrupt. There is no one who does good, not even one."

**Understanding the Bible Verse**

1. What does it mean that the LORD looks down from heaven? *Is the LORD and heaven really up above us? No one knows where heaven is. It is a spiritual place, not a physical place like earth, the planets and the stars. The Bible speaks of heaven and the glorious things of God being high and lifted up. It is a picture of His holiness and of God as ruler over everything. (Just like it speaks of hell being down as a way of saying it is a place completely separated from God and is unholy.) The LORD does not really look down from a particular place in heaven. The LORD is everywhere, all the time. He knows everything there is to know. He doesn't have to peek down at us to know what is going on. It is just a word picture that tells us that God notices what is going on everywhere, all the time and is judging the hearts of people.*
2. Who does the LORD look down upon? *The human race.*
3. What is the human race? *It's not a race that people run in, like it might sound. It's just another way of saying "all people."*
4. What is the LORD looking to see? *If there is one who is wise, one who seeks God.*
5. What does it mean to seek God? *To want with all your heart to know Him and to live a life that pleases Him.*
6. What does the LORD see has happened to the human race? *They have all turned aside; they have together become corrupt; there is no one who does good, now even one.*
7. What does it mean that they have all turned away? *They no longer live for God, but live for themselves.*
8. What does it mean that people are corrupt? *Something that is corrupted is something good that has been damaged and spoiled. God created people as perfect law keepers, made in His image. When they became sinners, the sin corrupted their pure hearts and lives, making them no longer a clear image of God.*
9. How many people does the LORD see who do good? *No one.*
10. Since there is no one who does good, how can we say people do good works? *There are many things people do for each other that still reflect God's good ways. In that sense, anyone can do good. But, truly good things are things that don't just reflect God's good ways, but are done to bring glory to God. People who do not love God can't do this kind of good. Even the good works of Christians are not completely good, because they still are sinners who only love God imperfectly.*

**Bible Truth Connection Question**

1. What does this verse have to do with the **Bible Truth: God Created Us As Perfect Law Keepers, But We Are All Law Breakers?** *Adam and Eve were created with hearts that sought after God. They were perfect law-keepers who were not corrupt and did not turn aside from God. But after they rebelled, they and all people after them did turn aside. Their hearts became corrupt and they no longer sought after God.*

**Story Connection Questions**

1. How does this verse relate to our story? *All people have turned aside from God ever since Adam and Eve rebelled against God in the beginning. This is a good description of what the LORD saw in the hearts of the people in Noah's day before the flood.*

**Life Application Questions**

1. Why is it so hard for us to seek God? *We have sinful hearts that want to turn away from God and live our own way.*
2. If all have turned aside and have corrupt hearts, how can any of us seek God? *We can confess our sins to God and by faith trust in Jesus to save us. He will send the Holy Spirit into our hearts and fill them with a desire to seek Him and with power to live obedient lives that please Him.*

# BIBLE VERSE REVIEW P.2

**ACTS Questions**

1. What is something we can praise God for from this Bible verse?

*Praise God for being Omniscient: for seeing and knowing everything there is to know.*

2. What are sins we can confess to God from this Bible verse?

*We can confess that we have all turned away from God. We deserve God's punishment! We need a Savior!*

3. What is something we can thank God for from this Bible verse?

*We can thank God for sending Jesus to bring forgiveness of sins and to give eternal life to all who turn away from disobeying God and trust in Jesus as their own Savior.*

4. What is something we can ask God for from this Bible verse?

*We can ask God to work in our hearts that we would want to turn away from disobeying Him and trust in this wonderful Jesus as our own Savior. We can ask Him to do this work in others, too.*

**The Gospel**

1. We have all turned away from God. None of us live the good lives God created us to. We deserve His punishment. Is there any hope? What is the gospel?

*God is the good Creator and King of the world. He made people to worship Him and live by His good laws. But we are all sinners who have rebelled against Him. We all deserve death--God's just, eternal punishment for our sins. How terrible! But God has good news for us. In His great mercy, God sent His Son Jesus to earth to save sinners. Yes, Jesus, the perfect Son of God, left His home in heaven and became a man. He lived the perfect life that pleases God. (He's the only one who has ever done that!) He offered it up to God His Father as the perfect sacrifice for sins when He suffered and died on the cross. Then, on the third day, Jesus rose from the dead in victory. He had fully paid for the sins of God's people, so they wouldn't have to! Now all who turn away from their sins and trust in Jesus as their Savior will receive forgiveness of sins and eternal life with God. They will be His very own special people who will know Him and enjoy Him forever. We can be God's people, too, if we turn from our sins and trust in Jesus as our own Savior.*

## Game: Hand Ball

| | | | | |
|---|---|---|---|---|
| Team A Player | Team B Player | Team A Player | Team B Player | Team A Player |
| Team B Player | Team A Player | Team B Player | Team A Player | Team B Player |

**Materials**
Bible verse written up in large print so that all can see
A soft-surfaced, medium sized ball, such as a foam ball
Masking tape
Paper and markers
Helpful, but optional: colored team "pennies" (jerseys) to identify members of each team.

**Preparing the Game**
1. Clearly print out the words to the verse on paper and cut it into 10+ sections. Number each section in sequence. Place each section in Easter eggs of the same color. Print out another copy of the verse, also numbered sequentially on another piece of paper. Repeat for each team.
2. Partition the floor into even sections as shown in the diagram above

**Learning the Verse**
Some or all of your children may be non- or early readers. Teach the verse in sections, having them say it after you. Repeat a few times. Add clapping or other movement as they say it.

**Directions**
1. If desired, lead the children in a discussion of a ***FEW*** of the most important questions before beginning game.
2. Explain the game to them as follows:
Divide the children into two teams and have them put on pennies. Give each child a section and alternate players from each team. Explain to them that everyone will say the verse together, then when you say "go," they are to roll the ball out of their sections each time it rolls in until time is called. The person who has the ball in his section when time is called can win 2 points for his team if he can say the verse by himself. If he asks someone else from his team to help him, then he can earn 1 point. If he does not get it right, then someone from the other team can try to say it for 1 point.

If desired, you can have less but bigger sections and put 2 team members in each section, that way two children will work together to keep the ball out and recite the verse.

Game continues as time and attention span allow.

**Non-competitive Option**
Don't split the children into teams. Give the children a group target amount of points to earn and challenge them to try to make the target amount in as few turns as possible. Always give two points to the class for getting the verse right, even if they have a partner help them.

**Optional TAKING IT TO OTHERS Activity: Quiz Questions**
Have the children choose a few of the questions from the game to ask the parents/other children during TAKING IT TO OTHERS time. Help pre-readers by whispering the question in their ear and letting them ask it aloud to the parents/other children. Make sure you read the Bible verse aloud before you ask your questions.

# BIBLE VERSE REVIEW: MUSIC P.4

Directions:
1. Write words to song in large print before class.
2. Play the song for the children, helping them follow along on the song sheet.
3. Discuss the song, using a few questions from the discussion sheet. *Don't use them all!*
4. Introduce sign language for key words of your choice from sign language sheet for your song. Use as few or as many as you think the children can learn.
5. Sing and sign the song. Sign language as well as large format lyrics and sheet music are found in the PFI Unit Songbook or online.
6. If desired, play the Song Game.

**Optional TAKING IT TO OTHERS Activity: Presenting and Singing the Song**
1. Sing and sign the song, encouraging the watching children/parents to join in.
2. Ask the class some of the questions listed below. The Bible Truth Connection Question is particularly good to help them understand how the verse ties in with the Bible Truth.

**The LORD Looks Down**

The LORD looks down from heaven,
On the human race,
To see if there is one who's wise,
One who seeks God.
But all have turned away;
All alike have become corrupt.
There is no one who does good,
No, not even one.
Psalm Fourteen, two and three.

**Listen to it on PFI ESV Songs 7, Track 13**

## Song Game: Big Voice, Little Voice

**Materials**
Song
Sign language signs used in the song printed out onto little cards
Blindfold

**Preparing the Game**
None.

**Playing the Game**
1. Practice the song and signs until the children know them well. Then tell them: "Children, we are going hide a sign language sign and see if one of you can find it… with a little help from the rest of us!"
2. Choose someone to be "It" and blindfold them. Choose another child to hide one of the sign language cards. When it's hidden, "It" can remove the blindfold and begin to look.
3. The rest of the children will sing the song in a louder voice when "It" gets closer to the hidden sign and quieter when "It" gets further from the sign.
4. When "It" finds the hidden clue, another "It" is chosen and play begins again.

Game continues as number of questions, time, and attention span allow.

# STORY REVIEW P.1

Directions: Read and discuss Bible Truth, using a FEW of the questions. Play game. Feel free to modify the game to fit your children.

**General Story Questions**

1. How were Adam and Eve different from every human that has lived since them? *They were perfect-keepers of God's laws.*
2. What job did God give Adam and Eve? What sort of things were they to do in that job? *To take care of all the creatures on Earth, to take care of the Garden to subdue the whole earth until it was filled with the Garden; and to fill it with people.*
3. What happened to Adam and Eve after they became law breakers? *They broke their perfect fellowship with God and with each other. They were sent out of the Garden and into the world.*
4. What did God promise to send them one day? *A Savior to crush the Evil One.*
5. What were Adam and Eve's children like? *They were law-breakers, just like their parents.*
6. What happened to people as hundreds of years passed? *People became more and more wicked until almost no one looked forward in faith to the Savior. They became very violent and wicked, all the time.*
7. How did God feel about the wickedness of the people? *It grieved Him that He had made people.*
8. What does it mean that God grieved He made people? *Did it mean that He thought He had made a mistake? No. He knew what would happen to people from before the beginning. He knew the pain He would feel about their broken fellowship and their gross wickedness. He chose the pain for the even greater good of His magnificent plan; but even so, it brought Him much grief.*
9. How was Noah like all the other people who lived in his day? *He had a sinful heart and was a law breaker.*
10. How was Noah different from all the other people who lived in his day? *He still looked forward in faith to the Savior. He struggled against the sin in his heart and wanted to please God.*
11. What was the ark to be like? *3 levels; 450' long, 75' wide, 45' high; covered in pitch inside and out; small window on top; filled with food for humans and earth creatures.*
12. How many of each animal were to be aboard? *Two of every unclean animal; Seven of every clean animal.*
13. How long did it take to build the ark? *Up to 100 years.*
14. How did God show His mercy to the wicked people of Noah's day? *He waited 120 years to send the flood; He had Noah build the huge ark that they would see and ask about; Noah spoke to the people about the coming judgment and urged them to turn from their sins and turn to God.*
15. What would Noah have had to do to build the ark? *Find 100's of trees to chop down and drag to the construction site; hand cut the logs into planks; make 1000's of nails and 100's of gallons of pitch; find and store food for thousands of creatures.*
16. How did Noah show his faith in God? *By spending maybe even 100 years building a huge boat; putting up with the mockery of all the other people for all those years.*
17. How long did the rain come down? *40 days.*
18. What could Noah see after the rains had finished? *Nothing but water everywhere.*
19. What was the first thing Noah did when they were told to leave the ark after the flood? *Worshiped the LORD and made a sacrifice.*
20. What did the LORD make with Noah and all the creatures? *A covenant that He would never destroy the world with a flood.*
21. What was the sign of the covenant? *A rainbow.*
22. What did the LORD tell Noah to do that was like what He told Adam and Eve and all the creatures to do in the beginning? *To multiply and fill the earth.*

**Bible Truth Connection Questions**

What does this story have to do with our Bible Truth? *It is the story of people went from being perfect law keepers to all lawbreakers….and how God treated them with judgment and mercy.*

# STORY REVIEW P.2

**Bible Verse Connection Question**

1. What does the story have to do with our **Bible Verse: Psalm 14:2-3**: "The LORD looks down from heaven on the human race to see if there is one who is wise, one who seeks God. All have turned away; all alike have become corrupt. There is no one who does good, not even one."?
*The LORD was grieved to see that all the people on the earth had become so very corrupt. At last His patient endurance of their wickedness gave way to just punishment for their sins.*

**Life Application Questions**

1. How are people today like the people of Noah's day? *There are many people who mock the good news of Jesus and the warning of coming judgment. There is much wickedness in people everywhere.*
2. How are we like the people of Noah's day? *We are lawbreakers, with sin in our hearts, our thoughts, our words and our actions.*
3. How can we be like Noah? *We can turn from our sins and trust God for our salvation through Jesus. By the help of the Holy Spirit, we can struggle against sin and seek to please God with our lives.*

**ACTS Questions**

1. What's something we can praise God for from this story? *Praise God for being perfectly just, yet so merciful to sinful people. Praise God for being the Savior of His people.*
2. What's something we can confess from this story? *Confess that we are sinners, just like the people in Noah's day. We deserve God's punishment. We need a Savior!*
3. What's something we can thank God for from this story? *We can thank God for promising to send a Savior to save all those who turn from their sins and trust in Jesus as their Savior. We can thank Him for His patient endurance of our sin.*
4. What is something we can ask God for, from this story? *We can ask God to work in our hearts, helping us to turn away from our sins and trust Jesus as our own Savior. We can ask Him to make us like Noah: a sinner, yet a person who desired to please God and looked forward in faith to salvation He promises to those who trust in Jesus.*

**The Gospel**

1. We are all born sinners. We choose to disobey God, even from birth, just like the people in Noah's day. Is there any hope for us? What is the gospel?
*God is the good Creator and King of the world. He made people to worship Him and live by His good laws. But we are all sinners who have rebelled against Him. We all deserve death--God's just, eternal punishment for our sins. How terrible! But God has good news for us. In His great mercy, God sent His Son Jesus to earth to save sinners. Yes, Jesus, the perfect Son of God, left His home in heaven and became a man. He lived the perfect life that pleases God. (He's the only one who has ever done that!) He offered it up to God His Father as the perfect sacrifice for sins when He suffered and died on the cross. Then, on the third day, Jesus rose from the dead in victory. He had fully paid for the sins of God's people, so they wouldn't have to! Now all who turn away from their sins and trust in Jesus as their Savior will receive forgiveness of sins and eternal life with God. They will be His very own special people who will know Him and enjoy Him forever. We can be God's people, too, if we turn from our sins and trust in Jesus as our own Savior.*

# Game: Sticky Pad Search

**Materials**
Re-stickable scratch pad sheets
Paper and marker
20+ Story Review Questions and other story review questions

**Preparing the Game**
1. Choose 20+ questions for your game from the Story Review Discussion Questions, or make up your own.
2. On the sticky pads write various point values, from 1 to 4…with perhaps two 10's thrown in for fun. Make perhaps 50 of these point values. Stick these all over the room, high, low, unusual places. Place the two 10 point sticky pad sheets in the most unusual spots.

**Playing the Game**
Divide the children into two teams and have them sit in two lines. At the leaders signal the first child from Team A will get up and have 10 seconds to gather as many point values as he can and get back to his spot. If successful, then that will be the point value for the Story Review question you ask the team. If the team answers the question correctly, they get the point values. If not, then the other team can try to answer it for half the point value. If a player doesn't get back to his spot before time is called, then he loses all his points (they are replaced to their spots) and it is the other team's turn. Play then resumes with the first player from Team B, etc.

Play continues as Story Review cards last, or as time and attention span allow.

**Non-competitive Option**
Don't split into teams. Set a target point value for the children to reach together. Tell the children that they are going to work together and see how many turns it takes to reach the target point value. Have the children take turns gathering the point values and everyone together answering the question. If they get it right, then the group keeps the points. If not, then they are returned to their spots. Keep track of how many turns it takes to reach the target point value. Replace all of the sticky pads and play again, seeing if the group can make the target in less turns.

**Optional TAKING IT TO OTHERS Activity: Quiz Questions**
Have the children choose a few of the questions from the game to ask the parents/other children during TAKING IT TO OTHERS time. Help pre-readers by whispering the question in their ear and letting them ask it aloud to the parents/other children.

# CASE REPLAY ACTIVITIES P.1

Use this guide to review the Case Story and act it out for others to enjoy!

## CASE REPLAY, JR: YOUNGEST CHILDREN

**Description:** The children will act out the story together, everyone doing the same action/sound effect at the same time. This activity is most suitable for kindergarteners.

**Materials**
The Case RePlay, Jr. script for younger children

**Preparation**
1. Read through the script and write in the blanks along the side possible actions/sound effects the children could do to act it out.

**Instructions**
1. Tell the children that they will be re-enacting the story together as you tell it.
2. As you read the script, lead the children in actions/sound effects to do with you.
3. If desired, you can read the script and stop at certain sentences and ask them what a good action/sound effect would be to act out what you just read.
4. Repeat the re-enactment one or two times more.

## CASE REPLAY, SR: OLDER CHILDREN

**Description:** The children act out the story as a three-scene play. You will narrate it using the Case RePlay, Sr. script and they will act it out (no spoken words, for the most part), with each child assuming a different character's role. This activity is most suitable for first grade and up. You will review the story, then practice it a few times before performing it for others.

**Materials**
The Case RePlay, Sr. script
White board or other large format paper
Costumes and props

**Preparation**
1. Prepare for the play by choosing costumes and props for each character in the story. Decorate the area with any scenery props.
2. Write the words "Beginning," "Middle," "End" on a large piece of paper/whiteboard with plenty of space under each heading. You will use this paper to help the children think about the story as a three-scene play, as it is presented in the script.

**Instructions**
1. Tell the children that they will get to act out the story as a three-scene play, with a beginning, middle and end section. Tell them that before they can act it out, they need to think it out. as you narrate it with your script.
2. Take the children's answers as they recount the story, helping them put key incidents in the right order.
3. If desired, when they have filled in their Beginning, Middle, End, read through your whole (real) script, so they hear exactly what you will have them act out.
4. Then tell the children that it's time to practice acting out the story.
5. Assign parts to each child. If you are using costumes, do NOT give them out at this point. They will be a distraction.
6. Have all the children sit on the floor or in chairs on one side of the "stage," then call the characters up in place as their part in the story comes.
7. As you read the script, guide the children in where you want them to move or do to act it out.
8. After going through the whole script once, give out any costumes and props and act out the script once or twice more.

**Optional TAKING IT TO OTHERS Activity: Re-enacting the Story**
Read the script as the children act out together (younger) or assuming different roles (older) as the other children or the parents watch.

# CASE REPLAY, JR--YOUNGER KIDS (KINDERGARTEN) P.2

"Welcome to our play! The name of our story is called: The Case of the Great Griever.

This is an Old Testament story that starts out in the beginning of time.

And now we present: "The Case of the Great Griever."

**Actions:**

**Scene 1:**

The LORD created everything in heaven and earth. Most special of all were the humans He created--Adam and Eve. He made them in His image with an undying spirit to know and love Him and each other. He gave them a wonderful life that would last forever within the bounds of His good commands. He told them to expand the Garden into the whole world, filling it with people to know and love Him. How wonderful life would have been, if only Adam and Eve had obeyed the LORD! But instead, Adam and Eve chose to sin. They broke God's command to not eat from the Tree of the Knowledge of Good and Evil. Now they and all their children after them would be lawbreakers. Their close fellowship with God was broken. Now they would die. But God, in His mercy, promised them a Savior who will come to end sin and crush Satan. Adam and Eve have many children and they began to fill the world. But instead of being filled beautiful, perfect gardens, there were weeds and crops with diseases. And instead of people who loved God and each other perfectly, there were people who did sinful things. As hundreds and hundreds of years went by, the world began filled with very, very violent and wicked people. What a terrible and sad place the world had become.

**Scene 2:**

God grieved that He had made people. He planned to wipe out everything on earth in 120 years. Only Noah looked forward in faith to the promised Savior. Only Noah sought the LORD and wanted to please Him. The LORD accepts Noah's faith as righteousness. He tells Noah what He is going to do. He tells him to build an ark to hold his family, two/seven of every creature, and food for them all. Building the ark was hard work because it is so very big. Noah and his sons had to do everything themselves. They cut down hundreds of trees and cut them into planks. They made nails to build it; pitch to waterproof it. They gathered huge amounts of food. It took up to 100 years to build it. People were curious about what Noah was doing. He warned them about the flood and urged them to turn away from their sins and seek the LORD. No one would listen. They only mocked Noah. After years building the ark, the LORD told Noah the flood would come in 7 days. Noah, his family and the creatures all go in, then the LORD shuts the door.

**Scene 3:**

Rain fell for 40 days until the whole earth was covered with water. All earth creatures not in the ark died. Even when the rain stopped, the earth stayed flooded for many weeks. Then the LORD sent a wind to dry up the floodwaters. The ark came to rest on Mt. Ararat. When much of the water had dried up, the LORD told Noah to leave the ark. Like in the beginning, the LORD commands Noah and all the creatures to multiply and fill the earth once more. Noah worships the LORD by offering a sacrifice. The LORD sees his faith and accepts his sacrifice. He makes a new covenant with Noah and all the creatures to never destroy the whole earth with a flood again. He puts a rainbow in the sky as the seal of His promise. Even though people are still all lawbreakers, He would send a Savior to save them.

**Bible Truth Tie-In:**

Our Bible Truth is **God Created Us As Perfect Law-Keepers, But We Are All Law Breakers.** God created Adam & Eve as perfect law keepers, but after they sinned, they and all their children became lawbreakers. By Noah's day, people were such terrible law breakers that the LORD chose to destroy them.

# CASE REPLAY, SR--OLDER KIDS (1ST GRADE AND UP) P.3

"Welcome to our play! The name of our story is called: The Case of the Great Griever.

This is an Old Testament story that starts out in the beginning of time.

The characters in our story are: Adam and Eve; Noah and his family; and, wicked, rebellious people.

And now we present: "The Case of the Great Griever."

**Scene 1: (Beginning)**
The LORD created everything in heaven and earth. Most special of all were the humans He created--Adam and Eve. He made them in His image with an undying spirit to know and love Him and each other. He gave them a wonderful life that would last forever within the bounds of His good commands. He told them to expand the Garden into the whole world, filling it with people to know and love Him. How wonderful life would have been, if only Adam and Eve had obeyed the LORD! But instead, Adam and Eve chose to sin. They broke God's command to not eat from the Tree of the Knowledge of Good and Evil. Now they and all their children after them would be lawbreakers. Their close fellowship with God was broken. Now they would die. But God, in His mercy, promised them a Savior who will come to end sin and crush Satan. Adam and Eve have many children and they began to fill the world. But instead of being filled beautiful, perfect gardens, there were weeds and crops with diseases. And instead of people who loved God and each other perfectly, there were people who did sinful things. As hundreds and hundreds of years went by, the world began filled with very, very violent and wicked people. What a terrible and sad place the world had become.

**Scene 2: (Middle)**
God grieved that He had made people. He planned to wipe out everything on earth in 120 years. Only Noah looked forward in faith to the promised Savior. Only Noah sought the LORD and wanted to please Him. The LORD accepts Noah's faith as righteousness. He tells Noah what He is going to do. He tells him to build an ark to hold his family, two/seven of every creature, and food for them all. Building the ark was hard work because it is so very big. Noah and his sons had to do everything themselves. They cut down hundreds of trees and cut them into planks. They made nails to build it; pitch to waterproof it. They gathered huge amounts of food. It took up to 100 years to build it. People were curious about what Noah was doing. He warned them about the flood and urged them to turn away from their sins and seek the LORD. No one would listen. They only mocked Noah. After years building the ark, the LORD told Noah the flood would come in 7 days. Noah, his family and the creatures all go in, then the LORD shuts the door.

**Scene 3: (End)**
Rain fell for 40 days until the whole earth was covered with water. All earth creatures not in the ark died. Even when the rain stopped, the earth stayed flooded for many weeks. Then the LORD sent a wind to dry up the floodwaters. The ark came to rest on Mt. Ararat. When much of the water had dried up, the LORD told Noah to leave the ark. Like in the beginning, the LORD commands Noah and all the creatures to multiply and fill the earth once more. Noah worships the LORD by offering a sacrifice. The LORD sees his faith and accepts his sacrifice. He makes a new covenant with Noah and all the creatures to never destroy the whole earth with a flood again. He puts a rainbow in the sky as the seal of His promise. Even though people are still all lawbreakers, He would send a Savior to save them.

**Bible Truth Tie-In:**
Our Bible Truth is **God Created Us As Perfect Law-Keepers, But We Are All Law Breakers.** God created Adam & Eve as perfect law keepers, but after they sinned, they and all their children became lawbreakers. By Noah's day, people were such terrible law breakers that the LORD chose to destroy them.

# The Flood Waters Dry and Noah Leaves the Ark

**Description**
Children will make a turning picture of flood waters that recede and Noah and the creatures filling the earth once more.

**Materials**
Paper Fastener, one per child
White Cardstock
Scissors
Markers, thin tipped, if possible

**Preparing the Craft**
1. Copy onto white cardstock Patter #1 and #2, one each per child.
2. Set out other supplies.

**Making the Craft**
1. Show the sample of the craft you have made.
2. Have the children color Patterns #1 and #2.
3. Cut slit in both Pattern #1 and #2.
4. Lay colored Pattern #2 on top of Template #1.
5. Poke paper fastener through hold in middle of both and fasten down securely in back.
6. Pull one side of Pattern #1 (floodwaters) through slit in colored Pattern #2 and slide around to cover.
7. Children can tell how the flood waters receded and God commanded Noah, his family and the creatures to fill the earth once more by starting with the black showing, then sliding one side of the colored Pattern #1 through the floodwater slot and turning it to cover the floodwaters.

**Optional TAKING IT TO OTHERS Activity: Craft Presentation**
If you are presenting the craft to other children or parents the children can hold up their crafts (or your model craft) and read their Bible Truth Connection answers to explain the importance of the craft.

CASE CRAFT

## Discussion Guide

**Instructions:**
As the children are settled into making their craft, ask them these questions to help them understand the craft's significance. Use the answers provided to guide the children's answers.

**Discussion Questions**

1. Where did the ark land at the end of the flood?
*On Mt. Ararat.*

2. What happened when the flood waters dried up?
*Noah and his family left the ark.*

3. How did they feel? What did they know was now over? What did they know was beginning?
*They were thankful. They knew that the time of God's judgment was over and He was giving His creation a new beginning.*

4. What is the Bible Truth that we are learning?
*God Created Us Perfect Law-Keepers, But We Are All Lawbreakers.*

5. What does our craft have to do with our Bible Truth: God Created Us Perfect Law-Keepers, But We Are All Lawbreakers?
*Everyone in Noah's day—even Noah—was a breaker of God's laws. But Noah had faith in God and the He had mercy on him and his family. When the flood ended and they all stepped on dry land again, Noah praised God for mercifully giving His creation a new beginning.*

6. What can this craft help us remember?
*We are all lawbreakers deserving God's judgment, but God is merciful to all who turn from their sins and have faith in Him. He forgives us our sins and gives us a new beginning.*

TAKING IT TO OTHERS

## Craft Presentation

**Instructions:**
Have children hold up your model craft/their crafts. Choose five children (or you say) the five sections below to explain the craft's importance.

**Presentation:**

1. Our craft is: The Flood Waters Dry and Noah Leaves the Ark.

2. On Mt. Ararat, Noah and his family were thankful when the flood waters dried up and they got out of the ark. They knew that the time of God's judgment was over and He was giving His creation a new beginning.

3. Bible Truth 2 is: God Created Us Perfect Law-Keepers, But We Are All Lawbreakers.

4. Everyone in Noah's day—even Noah—was a breaker of God's laws. Noah had faith in God and the Lord had mercy on him and his family. When the flood ended and they all stepped on dry land again, Noah praised God for mercifully giving His creation a new beginning.

5. Our craft can help us remember that we are all lawbreakers deserving God's judgment, but God is merciful to all who turn from their sins and have faith in Him. He forgives us our sins and gives us a new beginning.

Note: Even non-readers can participate in presenting the craft, if you will whisper what they are to say in their ear and let them say it aloud for the others to hear.

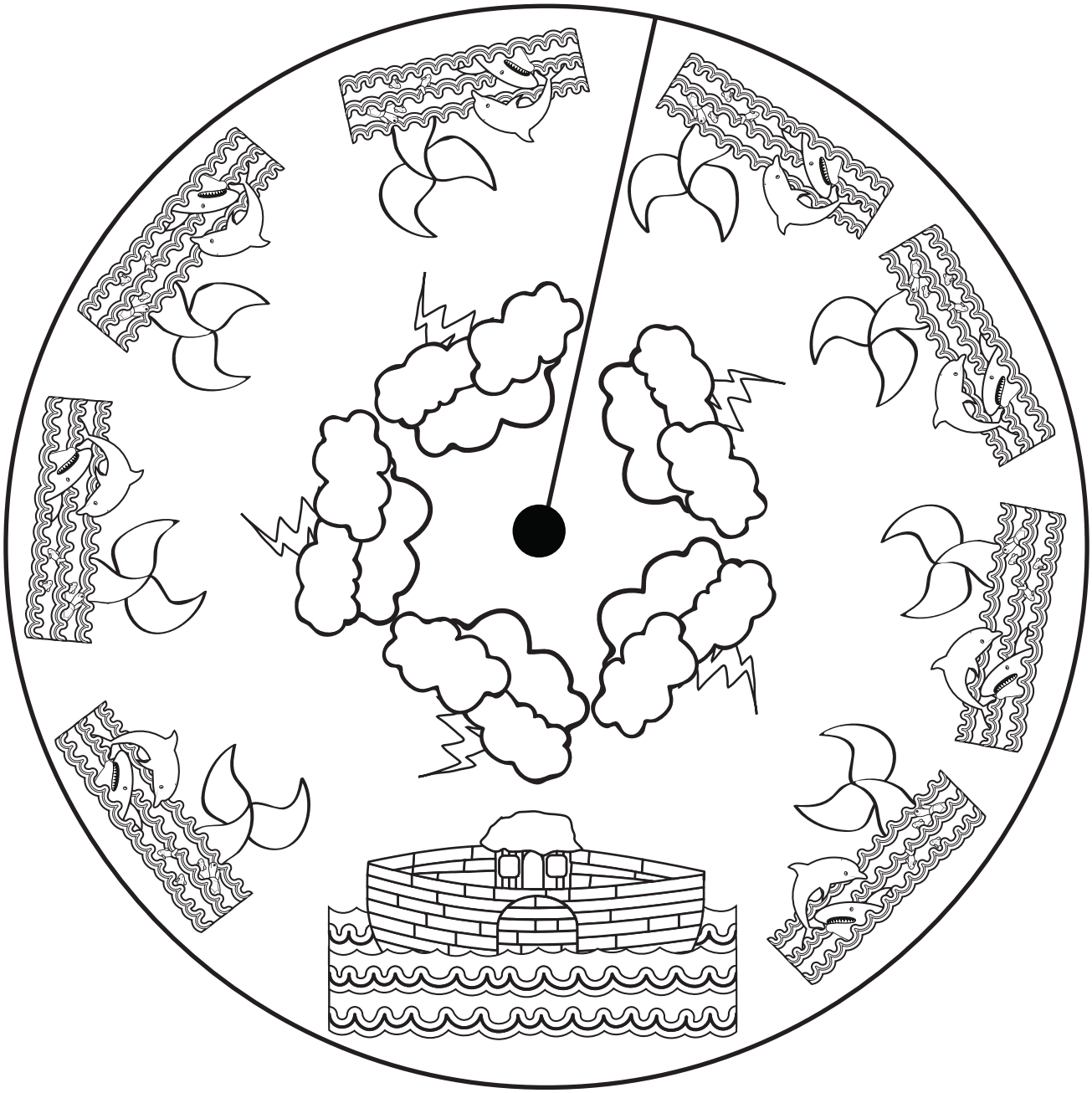

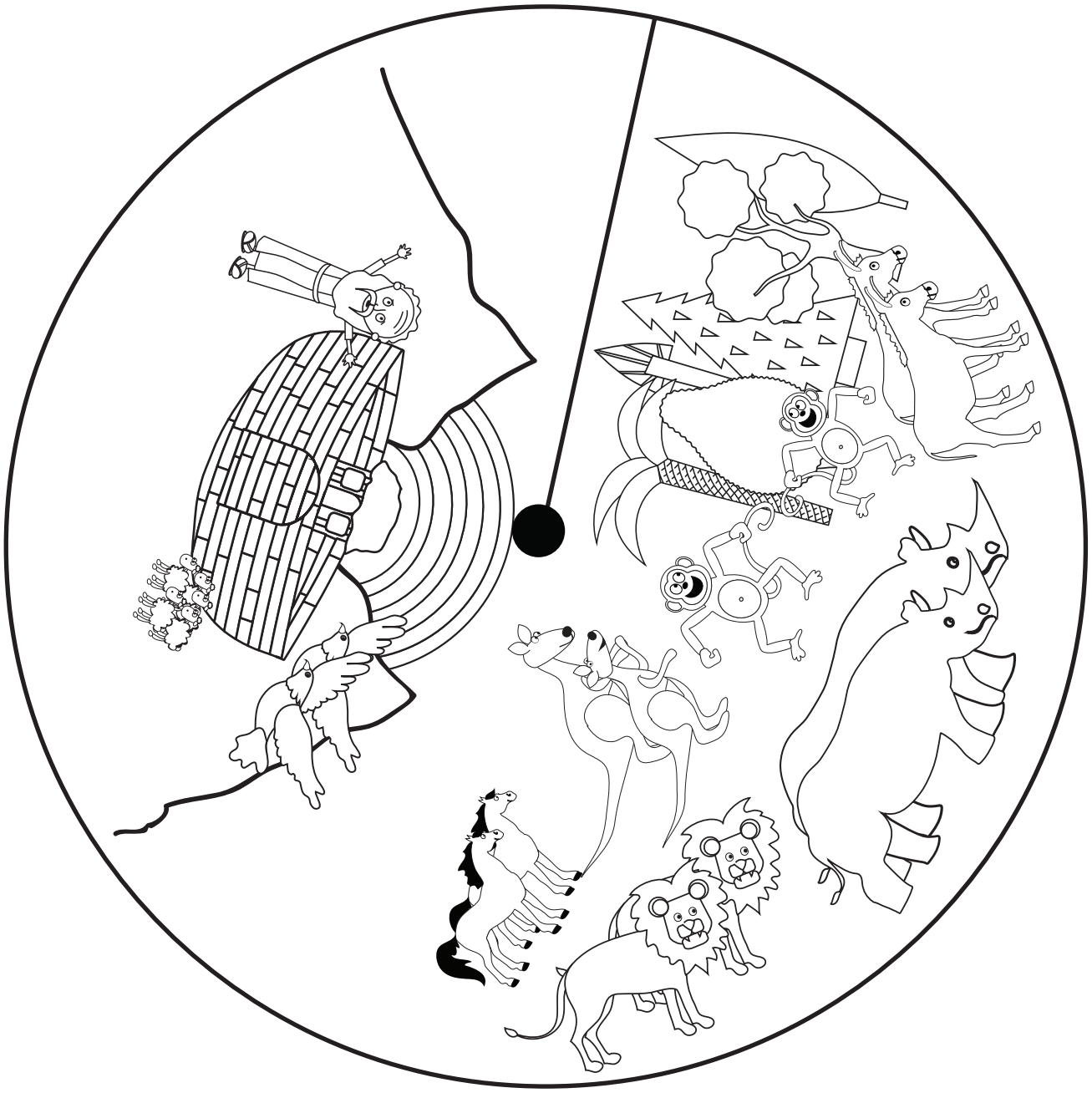

# TREAT SOMEONE LIKE A VIPP Pray for a Very Important Prayer Person P.1

## BEFORE CLASS:

### 1. PICK YOUR PERSON

VIPPs can be anyone in your church! Typically, they fall into 6 categories: Church staff, Elders, Deacons/deaconesses, Special Volunteers (people who aren't paid, but spend a lot of time helping out in particular ways), Supported Workers (aka missionaries), and Church Members.

### 2. GATHER YOUR FACTS

Use the VIPP Information Sheet to write down the facts about your VIPP. The information on this worksheet is used in the VIPP activities, listed in the "Choose an Activity" section below.

## DURING THE ACTIVITY:

### 1. INTRODUCE YOUR VIPP

Introduce your VIPP to the children, using the VIPP Information Sheet. Fill in a set of VIPP Clue Cards with the information for your VIPP. If desired, you can even have the actual person come into class for the children to meet.

Need help describing what someone does for the church in a kid-friendly way? Check out the list of common VIPPs on the Praise Factory website in the PFI resources. There are lots of kid-friendly descriptions for common VIPP's, such as pastors, elders, deacons and a lot more.

### 2. PRAY!

Lead the children in praying for the VIPP. Ask the children if they would like to pray for one of the VIPPs prayer requests. Even non-readers can pray for the VIPP if you whisper the prayer request in their ear, then let them say it aloud. Never force a child to pray!

### 3. CHOOSE AN ACTIVITY

There are two activities you can use to help the children learn about the VIPP:

**VIPP Clue Cards:** These are nine coloring sheets in which children fill in the nine things they learn about the VIPP from the VIPP Information Sheet. Photocopy a set of each child. Use as few or as many of these Clue Cards as you desire.

**VIPP Game:** This is a game that uses a set of Clue Cards for one or two VIPPs.
Choose a VIPP and fill in his/her information on the VIPP Information Sheet. Fill in a set of VIPP Clue Cards with the information for your VIPP. Tell the children about the VIPP, having them fill in the VIPP Clue Cards with the key facts as they learn them. Write any words the children need to write on a white-board or other piece of paper so they can see how to spell them. Help younger children write these words on their clue cards. Ideas for how to tell the children about many common VIPPs are listed at praisefactory.org with the resources for this Bible Truth.

**Optional TAKING IT TO OTHERS Activity: Introduce and Pray for the VIPP**
If you are presenting the VIPP to other children or parents you can assign children to hold up the 10 clue cards and say what each card tells about the VIPP. (Or, you can have the children hold them up as you tell what each one means.) Then lead the children in praying for the VIPP.

# Game: Mix and Match

**Materials**
Information for two VIPPs
2 Set of Clue Cards
Bag

**Preparing the Game**
1. Fill in one set of clue sheets for each of the VIPPs you are using.
2. Put all the Clue Cards in a bag, except for the ones with the names and pictures of the VIPPs.

**Playing the Game**
***Reveal:*** Tell the children about each VIPP, showing them your filled-in clue cards as you tell about them.

***Review:*** Put all the Clue Cards for both VIPPS in the bag. Mix up. Have children take turns pulling clues out and have the class try to remember which clue goes with which VIPP. You can make this a team game by splitting the children into two teams and giving points when their team players correctly put a clue in the right place.

# VIPP INFORMATION SHEET P.3

## VIPP NAME:

_____

## WHAT VIPP LOOKS LIKE

Man or Woman? _____

Hair color? _____

Eye color?_____

## FAVORITE ANIMAL

_____

_____

## FAVORITE FOOD

_____

_____

## FAVORITE FREE TIME ACTIVITY

_____

_____

## WHAT VIPP DOES DURING WEEK

_____

_____

_____

_____

## VIPP GROUP OF SERVICE:

| | |
|---|---|
| Church Member | Deacon |
| Elder | Church Staff |
| Special Volunteer | Supported Worker (Missionary) |

## 3 WAYS VIPP SERVES CHURCH

_____

_____

_____

_____

_____

_____

_____

_____

## 3 WAYS TO PRAY FOR THE VIPP

_____

_____

_____

_____

_____

_____

_____

_____

# BIBLE TRUTH 2, LESSON 2: PLANNER/OVERVIEW

## GETTING STARTED: Welcome and Opening Songs *(introduce unit and get kids moving with these songs)*

**Welcome to Praise Factory:** PFI: Praise Factory Investigators Theme Song *PFI ESV Songs 7, Track 1*

**Rules to Help Us Worship God and Love One Another:** WoGoLOA Classroom Rules Song *PFI ESV Songs 7, Track 2*

**Big Question Under Investigation:** Big Question 7 Songs *PFI ESV Songs 7, Tracks 3,4*

**Big Question Bible Verse:** Psalm 19:7,9,10,11 Songs: *PFI ESV Songs 7, Tracks 5,6,7*

## DIGGING DEEP DOWN: Key Concept and Story *(introduce the Bible Truth and tell the related story)*

**Bible Truth 2:** God Created Us as Perfect Law-Keepers, but We Are All Lawbreakers

**Bible Truth Hymn:** At the Cross, vs.2,3 *PFI ESV Songs 7, Tracks 11,12*

**Bible Verse**: Psalm 14:2-3, HCSB

**Bible Verse Song:** The LORD Looks Down *PFI ESV Songs 7, Track 13*
Extra Bible Verse Song: All We Like Sheep: Isaiah 53:6, ESV *PFI ESV Songs 7, Track 14*

**Lesson 2 Story of the Saints:** The Case of the Closet Encounter

## TAKING ACTION: Response Activities *(choose from among these activities)*

**Snack and Discussion Planner:** Little Girl on Her Straw Bed with Her Scarf

**ACTS Prayer:** Prayer Sheet

**Bible Truth Review:** Discussion Questions and Game: Squirrel and Nut

**Bible Truth Hymn:** At the Cross, vs.2,3 *PFI ESV Songs 7, Tracks 11,12*
Song, Sign Language and Song Game: Sign It, Say It, What Does It Mean? **PFI ESV Songs 7 BOOK or ONLINE**

**Bible Verse Review:** Psalm 14:2-3 Discussion Sheet and Game: Forceball

**Bible Verse Song:** The LORD Looks Down: Psalm 14:2-3 *PFI ESV Songs 7, Track 13*
Song, Sign Language and Song Game: Pass the Secret Sign **PFI ESV Songs 7 BOOK or ONLINE**

**Story Review:** Discussion Questions and Game: Ring Toss

**Case Replay, Jr: Drama Activity for Youngest Children** (children do same story actions together)

**Case Replay, Sr: Drama Activity for Most Children** (children re-tell story with individual parts)

**Craft:** The Kitchen Girl's Prayers

**VIPP (Very Important Prayer Person) Prayer Time:** Coloring Sheets (back of book) & Game: Picture Run

## TAKING IT HOME: Take Home Sheet for Review and Family Devotions

**PFI Pronto:** Bible Truth 2, Lesson 2 **PFI ESV PRONTOS 7 BOOK or ONLINE**

# STORY OF THE SAINTS P.1

**The Case of the Hole Under the Stairs**

adapted from Religious Stories for Young and Old, Joel Beeke

**Our story is called:**
**The Case of the Hole Under the Stairs.**

**As you listen to the story, see if you can figure out:**
1. Who lived in the hole? Who went to talk to her? Why?
2. What did she pray? What happened?

Our story takes place in the late 1700's in a little village near the cold, stony shore of Udale Bay, up in the Scottish Highlands.

Resolis or "The Cape of Light" in Gaelic (the original language of Scotland), was the name of this quiet village of poor fishermen, farmers, quarrymen, shepherds and weavers. This story about Hector M'Phail: a man the Lord used to make Resolis worthy of its name.

Hector was the pastor of the little church in Resolis and he was a man on the move for God! He spent his time studying the Bible and caring for the people of Resolis. He prayed for them and preached to them. And he visited them at their homes.

There were no cars or buses or even trains in the Scottish Highlands back then. You walked or you rode your pony. And that's just what Hector did. He mounted his little white pony and rode miles up and down the twisty-turny mountains, in every kind of weather, to visit the shepherds, fishermen, quarrymen and weavers and talk to them about God.

Why didn't Hector just stay put in his little house and his little church in Resolis and wait for the people to come to him? Because Hector M'Phail had a message that wouldn't wait. He traveled those lonely moors to bring the message of God's mercy shown to sinners. "God created us to know and love Him. He created us to live in perfect happiness according to His good laws. But we have all turned away from Him and become lawbreakers," he would tell them. "We deserve eternal punishment. But God sent His Son Jesus to take the punishment for the sins of all who turn and trust in Him. Accept this gift of God's mercy!" he urged them. And many a person did just that. And Resolis really became a Cape of Light—with the "light" of God's forgiveness through Jesus shining in the hearts of many.

News of this man on the move for God spread. Before long, others looked to his for godly wisdom. So, three times a year, Hector rode his little, white pony over hundred of miles of difficult, lonely and even dangerous roads to discuss important matters with other church leaders in the big city of Edinburgh.

On one of these trips, Hector happened to stop at a tiny inn in the wild Badenoch Mountains. Hungry and tired, he looked forward to a warm meal and a soft bed, but he made it his first job to care for those around him. He wanted to make sure they knew about Jesus. So, before he ate bite of his meal, he called the innkeeper and family to gather for a time of Bible reading and prayer.

The family gathered around the Bible, ready to learn from Hector. But Hector looked around him and asked, "Is everyone from your household here?"

"Yes, this is everyone," the innkeeper answered.

"All?" Hector asked again.

"Yes," answered the man, "we are all here; there is a little girl in the kitchen, but she is so dirty that she is not fit to be seen."

"Call in the girl," said Hector said, "we will wait till she comes."

"No," the innkeeper replied. "She is too dirty!"

But Hector insisted again. "That little girl who does the dishes needs to know about God, too," refusing to begin until the girl joined them.

At last the kitchen girl was fetched and Hector began reading from the Bible and praying for them all.

Afterwards, Hector spoke to the little girl.. He wanted to know if she knew God's message of mercy and believed in it.

"Who made you?" he asked her, but she didn't know.

"Do you know that you have a soul?" he asked her.

"No, sir,. What is one?" she answered.

"Do you ever pray?" he asked her.

**Story-telling Tips**
Ahead of time:
1. Read the Bible verses and story. Pray!
2. Create story cue cards on index cards (or highlight text).
3. Practice telling story dramatically, timing your presentation Shorten, if necessary to fit your allotted time.
4. Decorate area with story props that help bring your story alive.

During your presentation:
1. Maintain as much eye contact as possible as you tell the story. Point to/use props at important points in the story. Include the kids in your story with a few questions about what they think will happen or words/concepts that might be new to them.
2. Watch the kids for signs that their attention span has been reached. Shorten, if necessary.

"No, sir, I don't even know what that means," she said.

Hector was very upset by the little girl's answers. It seemed she knew nothing at all about God! She needed to know God's laws! She needed to know she was a sinner who needed forgiveness! Most of all, she needed to know how to receive that forgiveness through Jesus. But who was there who could help her learn? Oh, how Hector wanted this little girl to know and accept this gift of God's mercy!

What was Hector to do? This poor girl couldn't even read, so he couldn't give her a Bible to help her learn about God. The innkeeper's family cared so little for her, so he couldn't count on them to teach her about God. There was only one thing to do: he, himself, would teach her, but he was due in Edinburgh in only a few days. What could be done? Before long an idea came to mind.

"Listen, I am going to Edinburgh, and I am going to bring you back a little scarf. I have something I want you to promise me to do each day and night while I am gone," Hector told the little girl.

"What it is, sir?" the girl asked eagerly.

"I want you to begin to pray to God. Each day and night I want you to pray: 'Lord, show me myself.' Seeing yourself as God sees you is the first step in coming to know Him. Will you promise to do this for me?"

The little kitchen girl eagerly agreed. A new piece of clothing of any kind was something she rarely enjoyed. What he gave her to do sounded interesting and certainly easy. She would begin that very night. So, after all the dishes were washed and the pots scrubbed, the little girl crawled into the hole beneath the stairs that was her "room", lay down on her straw bed and for the first time in her life, prayed to God. "Lord, show me myself," she asked, just as Mr. M'Phail had told her.

The next morning, Hector arose and continued the long trip to Edinburgh. For two weeks, Hector and other leaders discussed important church matters, then at last it was time to head home. Before leaving the city, he stopped in the market to buy a pretty scarf for the little girl as he promised.

Up and up into the Badenoch Mountains went Hector and his pony, until he reached the inn. He was eager to see what had happened to the little girl.

Just as before, Hector gathered the innkeeper's family together for evening devotions. And just as before, the kitchen girl did not join them for devotions. "Where is your kitchen girl? Why doesn't she join us for devotions?" Hector asked.

"Well, sir, she has been of little use to us since the last time you were here," the innkeeper's wife told him. "She has done nothing but sit and cry night and day, and now she is so weak and exhausted she cannot get out of bed. That is where she is now."

"Take me to her," exclaimed Hector, certain of the girl's problem. She led him to the hole under the stairs where he found the poor girl lying on her bed of straw.

"Well, my child, here is the scarf from Edinburgh I promised you," Hector said to her. "I hope you have kept your promise and said the prayer I taught you."

"I could never take your present. You have already given such a dear gift," the little girl replied." You taught me a prayer and God has answered it. He has shown me myself and it is a sad sight! How rebellious and selfish I am! I do not live as I should! What should I do?"

Hector rejoiced at the girl's confession! She had had no Bible to read nor a family to help her know God, but God by His Holy Spirit, had been answering her prayer and at work in her heart.

"God has shown her she was a sinner, surely now He will show her He was her Savior!" thought Hector. Then to her he said, "My child, I have good news for you. It is true. You, like all people, have turned away from God and become a lawbreaker. But God sent His Son Jesus to take the punishment for the sins of all who turn and trust in Him," he told her. He forgives all their sins and makes them His people forever."

"I have a new prayer for you to pray now.. Pray: "Lord, show me Yourself.' He will be as faithful to answer this prayer as He was the first one," he told her. The girl gratefully agreed to begin to pray this new prayer.

Many years passed after Hector's stay in that little inn in the Badedoch Mountains. Hector, the young man on the move, had become Hector the feeble old man at home. No longer could he travel many miles each day to visit others. Now they would have to come to visit him; and so they did. One such visitor traveled by foot many miles to see him: a stately woman bearing a large

package. Sir, there's a woman at the door who wishes to see you," announced his servant to him one day.

"Bring her in, by all means," Hector said.

"Good day, sir," greeted the woman. "I am the little girl from the inn in the Badedoch Mountains you cared for long ago," she told him. "You taught me two wonderful prayers and through them, I came to know Jesus as my Savior."

Then, opening the package, she gave Hector a beautiful, hand-woven linen cloth. "Long ago you came to me with a scarf," she reminded him. "Now I have one for you. I wove this long ago, hoping that one day I would get to give it to you. I made this long journey Risolis to give it to you and to tell you myself the wonderful things the Lord used you to do in my life," she told him.

How these words made Hector! Once more, the Lord had used this man of Resolis to bring the light of His forgiveness through Jesus to someone who desperately needed it!

## Cracking the Case:

**It's time to answer our Case Questions.**
**1. Who lived in the hole? Who went to talk to her? Why?**
The little kitchen girl. Hector M'Phail. He wanted to make sure she knew the good news of Jesus.
**2. What did she pray? What happened?** Hector asked her to pray, "Show me myself, then, "Show me Thyself" to God. The Lord used these prayers to help this girl see that she was a sinner, to repent of her sins and trust in Jesus as her Savior.

## Something for You and Me

**Our Bible Truth is: God Created Us as Perfect Lawkeepers, but We Are All Lawbreakers**
**Our Bible Verse is: Psalm 14:2-3**
"The LORD looks down from heaven on the human race to see if there is one who is wise, one who seeks God. All have turned away; all alike have become corrupt. There is no one who does good, not even one."

Nothing long; nothing fancy; just two short, simple prayers were all that little girl prayed. Yet what a great work the Lord did in her heart! It was a work that changed her life forever.

What about you and me? What work is there to do in our hearts? Do we need the Lord to show us ourselves? Do we need the Lord to show us Himself? Let's praise God for being so willing and able to save rebellious lawbreakers like us! Let's pray that He would show us ourselves and show us Himself that we might repent of our sins and trust in Him as Savior.
*Close in prayer.*

## Closing ACTS Prayer

**A** God, we praise You for being the God Who Is the Revealer and Forgiver of Sins.

**C** God, we confess that when You show us ourselves, we see that we are sinners who have rebelled against God. We deserve Your punishment. We need a Savior!

**T** God, we thank You that You don't just doesn't show us our sins, but offer us forgiveness through Jesus, too.

**S** God, work in our hearts. Show us the sin of our hearts. Show us Yourself. Help us to turn away from our sins and trust Jesus as our own Savior.

# ACTS PRAYER ACTIVITY

Use this sheet to write down your ACTS Prayer

**Instructions:**
Use this sheet to help the children apply the Bible Truth into a prayer. You can use the ACTS provided or even better, have the kids think of their own applications. Also have the children add their personal requests to the prayer, too. Lead the children in the prayer or let them pray sections, with your help. Never force a child to pray! Non-readers can participate by you whispering a section of the prayer into their ear and allowing them to pray it aloud for the group.

## ADORATION:

God, we praise You for being our Creator who created us to enjoy You and keep Your perfect laws. We praise You for being so merciful to sinful lawbreakers like us.

God, we praise You for being.....

Add your own Adorations:

## CONFESSION:

God, we confess that we, like all people before us and after us, have become law breakers. Our sins grieve You. We deserve Your punishment! We need Jesus to save us!

God, we have sinned against You....

Add your own Confessions:

## THANKSGIVING:

Thank You, God, for bearing with sinful, law-breaking people like us with patience. Thank You for showing us mercy and offering to save us through Jesus.

God, we thank You for...

Add your own Thanksgivings:

## SUPPLICATION:

God, send Your Holy Spirit to work in our hearts. Help us to turn away from our sins and trust in Jesus as our Savior. Help us to keep Your good laws.

God, we need Your help...

Add your own Supplication:

## SNEAKY SNACK

Can you figure out how this snack relates to the story?

**Snack: Little Girl on Her Straw Bed with Her Scarf**

Fruit roll-up pieces "colorful scarf" and shoe-string potato straw bed with Teddy graham "kitchen girl" lying on it.

This is only a suggestion. Feel free to modify. Be mindful of allergy issues among your children!

**Case Tie-in:** Hector M'Phail brought the scarf back to the little kitchen girl, he found that she had been praying for God to show herself. God had answered her prayers by showing her that she was a sinner. He gave her the scarf and told her to pray, "Show me, Thyself." God answered this prayer, too. The little girl trusted in Jesus as her Savior.

## SOUL FOOD

Food for thought during snack time

1. What does the snack have to do with the story?

Choose a few questions from the other activity discussion sheets to talk about during this snack time.

2.

3.

4.

5.

6.

7.

# BIBLE TRUTH 2 REVIEW P.1

Directions: Read and discuss Bible Truth, using a FEW of the questions. Play game. Feel free to modify the game to fit your children.

**God Created Us Perfect Law-Keepers, But We Are All Lawbreakers**

God created Adam and Eve without sin. They kept God's laws perfectly. They loved Him as they should; and, they loved each other as they should. They pleased God with their "works." That is, they pleased God with how they lived because they loved Him perfectly in their hearts, and they obeyed Him and His good laws perfectly in their lives.

But when Adam and Eve rebelled against God, their hearts and lives became sinful. No longer could they please God with their works, because no longer could they live perfectly. They were spoiled with sin.

Sin didn't stop there. It spread down to all of Adam and Eve's children, too. It even spreads down to us, too. Yes, just like Adam and Eve, we have sinful hearts. We break God's good laws with our thoughts, words, and actions.

God is good and He hates sin. God would not be good if He did not hate it. But, oh, how terrible is God fair punishment for breaking His laws! It is death: separation from Him and His good ways forever! This is what we all deserve.

Yet, God is so merciful to sinners like us! He sent His Son, Jesus, to live a perfect live here on earth and offer it up as the perfect sacrifice for the sins of all who would ever turn from their sins and trust in Him as their Savior. Because of Jesus, our sins can be forgiven and we can have eternal life with God!

**Understanding the Bible Truth**

1. How were Adam and Eve perfect law-keepers at first? *God made them without sin.*
2. How could Adam and Eve (in the beginning) please God in a way that we cannot? *They could please Him with their works (their lives) because they lived perfect lives and did everything for God's glory.*
3. What happened to Adam and Eve and all their children after they rebelled? *They became lawbreakers, with lives spoiled with sin.*
4. How do we break God's laws? *In our hearts, thoughts, words and actions.*
5. Why does God hate sin? *Because He is good.*
6. What is God's punishment for lawbreaking? *Death.*
7. What is death? *Separation from God and His good ways forever. It is not just when our bodies die, it is also when our spirits are separated from God.*
8. How is the only way people can find forgiveness of their sins and eternal life with God? *By confessing their sins and trusting in Jesus, the Son of God who perfectly kept God's laws.*

**Bible Verse Connection Question**

1. What does our Bible Truth have to do with our **Bible Verse: *Psalm 14:2-3***: "The LORD looks down from heaven on the human race to see if there is one who is wise, one who seeks God. All have turned away; all alike have become corrupt. There is no one who does good, not even one."?

*Adam and Eve were created with hearts that sought after God. They were perfect law keepers who were not corrupt and did not turn aside from God. But after they rebelled, they and all people after them did turn aside. Their hearts became corrupt and they no longer sought after God.*

**Bible Truth Story Connection Questions**

1. What did the Holy Spirit reveal to the kitchen girl when she prayed, "Show me myself?" *That she was a law breaker who deserved God's punishment.*
2. What did the Holy Spirit reveal to the kitchen girl when she prayer, "Show me, yourself?" *That by faith in Jesus, she could be forgiven her sins and know eternal life with God.*

# BIBLE TRUTH 2 REVIEW P.2

**Life Application Questions**

1. How do we know that we are law breakers? *We know the sin and rebellion against God in our hearts. We see it in our thoughts, words and actions.*
2. Why can't we do enough good works to please God? *Only a completely perfect life lived to please God can make us acceptable to God. None of us can ever do that. We are all lawbreakers.*
3, Since we can't please God by keeping His laws perfectly, what must we do to be saved? *Turn away from our sins and trust in Jesus as our own Savior.*

**ACTS Questions**

1. What is something we can praise God for because of this Bible Truth?
*Praise God for being our Creator who created us to enjoy Him and to keep His perfect laws.*
2. What are sins we can confess to God because of this Bible Truth?
*Confess that we, like all people before us and after us, have become law breakers.*
3. What is something we can thank God for because of this Bible Truth?
*Thank God for sending Jesus to save all who turn from their sins and trust in Him as Savior.*
4. What is something we can ask God for because of this Bible Truth?
*We can ask God to work in our hearts that we would want to turn away from disobeying Him and trust in this wonderful Jesus as our own Savior. We can ask God to send His Spirit to work in our hearts and help us to keep His good laws.*

**The Gospel**

1. We are all lawbreakers who should have been perfect lawkeepers. We choose to disobey God, even from birth. We deserve God's punishment. Is there any hope for us? What is the gospel?
*God is the good Creator and King of the world. He made people to worship Him and live by His good laws. But we are all sinners who have rebelled against Him. We all deserve death--God's just, eternal punishment for our sins. How terrible! But God has good news for us. In His great mercy, God sent His Son Jesus to earth to save sinners. Yes, Jesus, the perfect Son of God, left His home in heaven and became a man. He lived the perfect life that pleases God. (He's the only one who has ever done that!) He offered it up to God His Father as the perfect sacrifice for sins when He suffered and died on the cross. Then, on the third day, Jesus rose from the dead in victory. He had fully paid for the sins of God's people, so they wouldn't have to! Now all who turn away from their sins and trust in Jesus as their Savior will receive forgiveness of sins and eternal life with God. They will be His very own special people who will know Him and enjoy Him forever. We can be God's people, too, if we turn from our sins and trust in Jesus as our own Savior.*

## Game: Squirrel and Nut

**Materials**
Marble
Chairs
Bible Truth Questions

**Preparing the Game**
1. Choose 20+ questions for your game from the Bible Truth Discussion Questions, or make up your own.
2. Write the Bible Truth questions on small thin strips of paper (or make a photocopy of the Bible Truth Discussion Questions and simply cut them into strips) and put them in the bag/bowl.

**Playing the Game**
Have children seated in chairs in a circle, with their heads down and their eyes closed. "It" is in the middle and is holding the marble. He walks around quietly and chooses someone's lap to drop the marble into. The person who receives the marble jumps up and chases "It" around the circle and tries to tag "It" before "It" gets to the chair and sits down. Either the tagged old "It" or the new "It" gets to choose a question from the bag for the class to answer. Play continues after the question is answered. Be careful about running on slick floors! You may want to ask the children to walking rapidly instead.

Game continues as number of questions, time, and attention span allow.

**Optional TAKING IT TO OTHERS Activity: Quiz Questions**
Have the children choose a few of the questions from the game to ask the parents/other children during TAKING IT TO OTHERS time. Help pre-readers by whispering the question in their ear and letting them ask it aloud to the parents/other children. Make sure you read the Bible verse aloud before you ask your questions.

# BIBLE TRUTH HYMN P.1

Directions:
1. Write words to song in large print before class.
2. Play the song for the children, helping them follow along on the song sheet.
3. Discuss the song, using a few questions from the discussion sheet. *Don't use them all!*
4. Introduce sign language for key words of your choice from sign language sheet for your song. Use as few or as many as you think the children can learn.
5. Sing and sign the song. Sign language as well as large format lyrics and sheet music are found in the PFI Unit Songbook or online.
6. If desired, play the Song Game.

**Optional TAKING IT TO OTHERS Activity: Presenting and Singing the Song**
1. Sing and sign the song, encouraging the watching children/parents to join in.
2. Ask the class some of the questions listed below. The Bible Truth Connection Question is particularly good to help them understand how the song ties in with the Bible Truth.

**At the Cross**

**Verse 2**
Was it for crimes that I had done
He groaned upon the tree?
Amazing pity, grace unknown,
And love beyond degree!

**Refrain**
At the cross, at the cross where I first saw the light,
And the burden of my heart rolled away,
It was there by faith I received my sight,
And now I am happy all the day.

**Verse 3**
Well might the sun in darkness hide,
And shut his glories in,
When Christ the mighty Maker died
For man, the creature's sin. *Refrain*

**Listen to it on PFI ESV Songs 7, Tracks 11,12**

## Understanding the Song

1. What is a crime? *A broken law.*
2. What kind of tree did Jesus groan upon? *The cross. It's not a live tree, but it is made from the wood of a tree.*
3. For whose crimes did Jesus groan (suffer painfully) upon the tree? *For all who would ever turn from their sins and trust Him as their Savior.*
4. What do "amazing pity", "grace unknown" and "love beyond degree" mean and how does Jesus' death on the cross show them? *"Amazing pity" is having such great compassion on someone else's suffering that you can hardly believe it. "Grace unknown" doesn't mean that no one knows about it. It means such treating someone with such undeserved kindness like it has never been done before. "Love beyond degree" means such great love that you can't even measure it. Jesus was the very Son of God, the perfect Law Keeper. He did nothing to deserve any suffering or any punishment. Yet on the cross, He suffered all the wrath of God for the punishment for His people's sins, that they might be restored to eternal fellowship with God. He did this because of His amazing pity, His grace greater than any ever heard of, and His love so great that you cannot even measure it.*
5. What kind of light does a believer first "see" at the cross? *Not light like from the sun or a light bulb. Light is another word for understanding the truth about something for the first time. It is when someone understands their sins and that Jesus suffered on the cross for His people's sins that they see for the first time the truth that they can have salvation through Him, if they will turn from their sins and trust in Him.*
6. What does it mean for the burden of our sins to be rolled away? *It doesn't mean that someone comes and takes them out of our heart and then rolls them off down the street somewhere. It is a way of saying that they are taken from us and removed forever, when by faith we receive Him as our Savior.*
7. What does "well might the sun in darkness hide and shut His glories in, when Christ the mighty Maker died for man, the creature's sin?"? *When Jesus hung on the cross, the sun stopped shining and everything became as dark as night, as a sign of how Jesus, the Son of God, was laying aside His glory to take on all of the punishment for His people's sins.*

## Bible Truth Connection Question

1. How does this song relate to our **Bible Truth: God Created Us As Perfect Law Keepers, But We Are All Law Breakers?** *Because we are all lawbreakers, we deserve God's eternal punishment. There will never be anything we can do to earn back eternal life with God. But at the cross where Jesus, the perfect law keeper gave up His life as the payment*

*for all who would ever turn from their sins and trust in Him, that we can find forgiveness and eternal life. By His perfect sacrifice, all of "crimes" and "burdens" can be "rolled away" forever.*

**Story Connection Question**

1. How does this song relate to today's story? *After praying "Show me myself" the little kitchen girl felt the great burden of crimes that she had done. But when she prayed "Show me Yourself" the Holy Spirit revealed to her that Jesus had groaned upon the tree for all who would ever turn and trust in Him as Savior. By faith, she received this "sight" from the Holy Spirit. She turned from her sins and trusted Him as her own Savior. When He rolled her sin burden away, she became "happy all the day", that is, rejoiced in knowing the LORD and knowing she had eternal life, no matter what else happened to her in life.*

**Bible Connection Question**

1. What does this hymn have to do with our Bible Verse: ***Psalm 14:2-3:*** "The LORD looks down from heaven on the children of man, to see if there are any who understand, who seek after God. They have all turned aside; together they have become corrupt; there is none who does good, not even one."?
*God is our mighty Maker, yet we have all sinned against Him. We deserve His punishment. But God, in His great mercy, sent Jesus to die for the sins of all those who would ever turn away from their sins and trust in Him. He suffered, He groaned upon the cross under the punishment for their sins. He did this so the burden of their sins would be rolled away and they could know eternal life, which is why they can be happy all the day. We, too, can forgiven for our sins, when we turn away from our sins and trust in Jesus as our own Savior.*

**Life Application Questions**

1. How can God's people be affected by the message of this song? *They can praise God for not leaving them to die in our sins as we all deserve, and for sending His Son Jesus to the cross to roll away the burdens of their They can pray that God would give them humble hearts that more completely understand the great deeps of their sin (no matter how good they think they are) and to be more grateful for what Jesus did at the cross for them.*
2. How can we become one of God's people? *By turning away from our sins and trusting in Jesus as our own Savior.*

**ACTS Questions**

1. What is something we can praise God for from this hymn?
*Praise God for being Our Mighty Maker and the One Who Shows Pity upon His People.*
2. What are sins we can confess to God from this hymn?
*We can confess sins that we have done that could only be paid for by Jesus dying upon the cross.*
3. What is something we can thank God for from this hymn?
*We can thank God for being so full of pity and love for His people that He would send Jesus to suffer and die for them on the cross.*
4. What is something we can ask God for from this hymn?
*That God would work in our hearts that we might turn from our sins and trust Jesus as our Savior. That He might roll away the burden of our sins from our hearts.*

**Gospel Question**

1. How can I have the burden of my sins rolled away from my heart? How can I know God's forgiveness? What is the gospel?
*God is the good Creator and King of the world. He made people to worship Him and live by His good laws. But we are all sinners who've rebelled against Him. We all deserve death--God's just, eternal punishment for our sins. How terrible! But God has good news for us. In His great mercy, God sent His Son, Jesus to earth as a man to save sinners. He lived the perfect life that pleases God. (He's the only one who's ever done that!) He offered it up to God His Father as the perfect sacrifice for sins when He suffered and died on the cross. Then, on the third day, Jesus rose from the dead in victory. He had fully paid for the sins of God's people, so they wouldn't have to! Now all who turn away from their sins and trust in Jesus as their Savior will receive forgiveness of sins and eternal life with God. They will be His very own special people who will know Him and enjoy Him forever. We can be God's people, too, if we turn from our sins and trust in Jesus as our own Savior.*

## Song Game: Sign It, Say It, What Does It Mean?

**Materials**

Sign Language signs used in song, particularly choose words with important meanings you want the children to learn, such as "grace", "redeem", etc.
Bag or bowl

**Preparing the Game**

1. Cut out signs and put in bowl.

**Playing the Game**

1. Practice the song and signs until the children know them well. Then put all the signs we've learned in this bag/bowl and mix them up.
2. Ask one of the children to choose a sign, but not show it to anyone…but you, if they need some help.
3. Ask the child to do the sign for the rest of the children and see if the other children can guess which one it is. Do the sign with the child, if desired.
4. When the children guess the sign, ask them the meaning of the word. If no one guesses the sign, put it back in the bowl to be picked again.
5. Choose another child to pick a new sign from the bag and continue.

NOTE: You might want to sing the song after you do each word or couple of words.

Game continues as number of questions, time, and attention span allow.

# BIBLE VERSE REVIEW P.1

choose a FEW questions for discussion, then choose the game and/or music activity

***Meditation Version: Psalm 14:2-3***
"The LORD looks down from heaven on the human race to see if there is one who is wise, one who seeks God. All have turned away; all alike have become corrupt. There is no one who does good, not even one."

***Alternate Memory/Games Version: Psalm 14:3***
"All have turned away; all alike have become corrupt. There is no one who does good, not even one."

**Understanding the Bible Verse**

1. What does it mean that the LORD looks down from heaven? *Is the LORD and heaven really up above us? No one knows where heaven is. It is a spiritual place, not a physical place like earth, the planets and the stars. The Bible speaks of heaven and the glorious things of God being high and lifted up. It is a picture of His holiness and of God as ruler over everything. (Just like it speaks of hell being down as a way of saying it is a place completely separated from God and is unholy.) The LORD does not really look down from a particular place in heaven. The LORD is everywhere, all the time. He knows everything there is to know. He doesn't have to peek down at us to know what is going on. It is just a word picture that tells us that God notices what is going on everywhere, all the time and is judging the hearts of people.*
2. Who does the LORD look down upon? *The human race.*
*3. What is the human race? It's not a race that people run in, like it might sound. It's just another way of saying "all people."*
4. What is the LORD looking to see? *If there is one who is wise, one who seeks God.*
5. What does it mean to seek God? *To want with all your heart to know Him and to live a life that pleases Him.*
6. What does the LORD see has happened to the human race? *They have all turned aside; they have together become corrupt; there is no one who does good, now even one.*
7. What does it mean that they have all turned away? *They no longer live for God, but live for themselves.*
8. What does it mean that people are corrupt? *Something that is corrupted is something good that has been damaged and spoiled. God created people as perfect law keepers, made in His image. When they became sinners, the sin corrupted their pure hearts and lives, making them no longer a clear image of God.*
9. How many people does the LORD see who do good? *No one.*
10. Since there is no one who does good, how can we say people do good works? *There are many things people do for each other that still reflect God's good ways. In that sense, anyone can do good. But, truly good things are things that don't just reflect God's good ways, but are done to bring glory to God. People who do not love God can't do this kind of good. Even the good works of Christians are not completely good, because they still are sinners who only love God imperfectly.*

**Bible Truth Connection Question**

1. What does this verse have to do with the **Bible Truth: God Created Us As Perfect Law Keepers, But We Are All Law Breakers?** *Adam and Eve were created with hearts that sought after God. They were perfect law-keepers who were not corrupt and did not turn aside from God. But after they rebelled, they and all people after them did turn aside. Their hearts became corrupt and they no longer sought after God.*

**Story Connection Questions**

1. How does this verse relate to our story? *When the kitchen girl began to pray, "Show me myself" the Holy Spirit began to work in her heart to show her that she was a sinner who did not seek God, but had turned aside to live her own way.*

**Life Application Questions**

1. Why is it so hard for us to seek God? *We have sinful hearts that want to turn away from God and live our own way.*
2. If all have turned aside and have corrupt hearts, how can any of us seek God? *We can confess our sins to God and by faith trust in Jesus to save us. He will send the Holy Spirit into our hearts and fill them with a desire to seek Him and with power to live obedient lives that please Him.*

# BIBLE VERSE REVIEW P.2

**ACTS Questions**

1. What is something we can praise God for from this Bible verse?
*Praise God for being Omniscient: for seeing and knowing everything there is to know.*
2. What are sins we can confess to God from this Bible verse?
*We can confess that we have all turned away from God. We deserve God's punishment! We need a Savior!*
3. What is something we can thank God for from this Bible verse?
*We can thank God for sending Jesus to bring forgiveness of sins and to give eternal life to all who turn away from disobeying God and trust in Jesus as their own Savior.*
4. What is something we can ask God for from this Bible verse?
*We can ask God to work in our hearts that we would want to turn away from disobeying Him and trust in this wonderful Jesus as our own Savior. We can ask Him to do this work in others, too.*

**The Gospel**

1. We have all turned away from God. None of us live the good lives God created us to. We deserve His punishment. Is there any hope? What is the gospel?
*God is the good Creator and King of the world. He made people to worship Him and live by His good laws. But we are all sinners who have rebelled against Him. We all deserve death--God's just, eternal punishment for our sins. How terrible! But God has good news for us. In His great mercy, God sent His Son Jesus to earth to save sinners. Yes, Jesus, the perfect Son of God, left His home in heaven and became a man. He lived the perfect life that pleases God. (He's the only one who has ever done that!) He offered it up to God His Father as the perfect sacrifice for sins when He suffered and died on the cross. Then, on the third day, Jesus rose from the dead in victory. He had fully paid for the sins of God's people, so they wouldn't have to! Now all who turn away from their sins and trust in Jesus as their Savior will receive forgiveness of sins and eternal life with God. They will be His very own special people who will know Him and enjoy Him forever. We can be God's people, too, if we turn from our sins and trust in Jesus as our own Savior.*

# Game: Forceball

**Materials**
Bible verse written up in large print so that all can see
One kick ball or other rubber ball
Masking tape
Yard stick

**Preparing the Game**
1. Use the tape to mark 2 lines about 3 yards apart.

**Learning the Verse**
Some or all of your children may be non- or early readers. Teach the verse in sections, having them say it after you. Repeat a few times. Add clapping or other movement as they say it.

**Directions**
1. If desired, lead the children in a discussion of a ***FEW*** of the most important questions before beginning game.
2. Explain the game to them as follows:
Divide the children into two teams and have each team line up behind one of the lines. Players should stand side to side, with legs apart and feet touching. The two teams are facing each other. Have all the children say the verse together. Then, one team rolls (with their hands) the ball to the other team, trying to get it through the other team's legs without being blocked. The defending team cannot more their feet to block the ball. They can only blocks it with their hands. If the ball gets through their legs, the other team can get 2 points if they can say the verse correctly. If they do not say it correctly, then the defending team can try for 1 point. The defending team then bats the ball and tries to get it through the other team's legs. Give all to other team. Have everyone say verse together, then begin play again. Repeat. The team with the most points wins.

Game continues as time and attention span allow.

**Non-competitive option**
This game is difficult to make completely non-competitive. You can, however, not keep track of points.

**Optional TAKING IT TO OTHERS Activity: Quiz Questions**
Have the children choose a few of the questions from the game to ask the parents/other children during TAKING IT TO OTHERS time. Help pre-readers by whispering the question in their ear and letting them ask it aloud to the parents/other children. Make sure you read the Bible verse aloud before you ask your questions.

# BIBLE VERSE REVIEW: MUSIC P.4

Directions:
1. Write words to song in large print before class.
2. Play the song for the children, helping them follow along on the song sheet.
3. Discuss the song, using a few questions from the discussion sheet. *Don't use them all!*
4. Introduce sign language for key words of your choice from sign language sheet for your song. Use as few or as many as you think the children can learn.
5. Sing and sign the song. Sign language as well as large format lyrics and sheet music are found in the PFI Unit Songbook or online.
6. If desired, play the Song Game.

**Optional TAKING IT TO OTHERS Activity: Presenting and Singing the Song**
1. Sing and sign the song, encouraging the watching children/parents to join in.
2. Ask the class some of the questions listed below. The Bible Truth Connection Question is particularly good to help them understand how the verse ties in with the Bible Truth.

**The LORD Looks Down**

The LORD looks down from heaven,
On the human race,
To see if there is one who's wise,
One who seeks God.
But all have turned away;
All alike have become corrupt.
There is no one who does good,
No, not even one.
Psalm Fourteen, two and three.

**Listen to it on PFI ESV Songs 7, Track 13**

## Song Game: Pass the Secret Sign

**Materials**
Sign Language signs used in song, particularly choose words with important meanings you want the children to learn, such as "grace", "redeem", etc.
Bag or bowl
Blindfold

**Preparing the Game**
1. Cut out signs and put in bowl.

**Playing the Game**
1. Practice the song and signs until the children know them well.
2. Have all the children stand in a tight circle, except one, "It," who will stand in the middle of the circle, blindfolded.
3. Have the children in the circle to put their hands behind their backs. Choose a sign from the bag and hand to a child in the circle, still keeping hands behind their backs, not looking at the sign.
4. When "It" says "Pass the Secret Sign", the children will begin to pass the sign around behind their backs.
5. When "It" says "Stop the Passing!" the child who has the sign freezes with the sign behind his back.
6. The child with the sign brings it around and looks at it. You can help the child practice the sign.
7. Then take the blindfold off of "It", watch the child with the card do the sign, then have "It" guess the name of the sign. (If desired, "It" can ask another child in the circle for help with their guess.)
8. The holder of the sign then becomes "It." Sing the song with all the signs, then repeat.

# STORY REVIEW P.1

Directions: Read and discuss Bible Truth, using a FEW of the questions. Play game. Feel free to modify the game to fit your children.

**General Story Questions**

1. Why did Hector M'Phail travel around the countryside on his white pony? *To tell others the good news of Jesus.*
2. What kind of people did Hector M'Phail speak to? *Anyone who would hear; but especially the weavers, shepherds, quarrymen, and fishermen who lived around Resolis.*
3. Why did Hector M'Phail go to Edinburgh three times a year? *To represent the people of Black Isle at important meetings of church leaders.*
4. What was the trip to Edinburgh like for Hector? *Most of the trip was through the Highlands. The roads were desolate and misty. Some were dangerous. It took him about a week by pony.*
5. In what mountains was the inn where the kitchen girl worked? *The Badenoch Mountains.*
6. What was the first thing Hector did when he stayed at these inns? Why do you think he did that first? *He gathered the innkeeper and family together for devotions, even before taking care of his own needs, because he thought there was nothing more important that these people's relationship to God.*
7. Why did the innkeeper try to talk Hector out of letting the kitchen girl come to devotions? *He thought she was too dirty to be with the family. (And probably not good enough to be with them, too.)*
8. Why wouldn't Hector be talked out of having the girl join them? *He didn't care how dirty she was. He only cared about her soul. He wanted to make sure that she knew Jesus as her Savior.*
9. Why did Hector ask the girl: "Who made you?" *It was the first question that most young children in Christian families in Scotland learned the answer to. If she knew the answer, then he would know she probably had been raised in a Christian home.*
10. Why did Hector want her to pray "Show me myself" as her first prayer to God? *He knew that she needed to know she was a sinner, so then she would cry out for a Savior.*
11. Why didn't the girl show up for devotions when Hector came back after being in Edinburgh? *She was sick in bed. She had been there since he had left.*
12. What did Hector find out the girl was causing her sickness? *She felt terrible about her sinfulness before God.*
13. Why didn't the girl want to accept the scarf Hector brought for her? *She was so grateful with the gift of seeing her own sin through the prayer he gave her, that she felt she could not take another gift.*
14. What did the girl want Hector to tell her? *What to do about the guilt she felt for her sins.*
15. What did Hector tell her? *He told her about Jesus, the Savior for sinners, and told her to pray, "Show me Yourself."*
16. Who was the woman who visited Hector many years later? What did she come to do? *It was the kitchen girl, grown up. She came to see him to thank him for telling her how to be saved and give her the hand woven linen cloth as a present.*

**Bible Truth Connection Questions**

1. What does this story have to do with our Bible Truth? *Hector M'Phail knew that all people are lawbreakers in need of a Savior. He knew that the kitchen girl would need to know this about herself as the first step in coming to know Jesus as her Savior. He asked her to start asking God each day and night to show herself. God answered her prayers and showed her own sinfulness. Then, when she prayed "show me Yourself" she was ready to see that by faith in Him, her sins could be forgiven.*

**Bible Verse Connection Question**

1. What does the story have to do with our **Bible Verse: Psalm 14:2-3**: "The LORD looks down from heaven on the human race to see if there is one who is wise, one who seeks God. All have turned away; all alike have become corrupt. There is no one who does good, not even one."?

*Hector M'Phail helped many people, including the little kitchen girl, to see that they are sinners who had turned away from God and deserved His punishment. He did this, so that then he could tell them of the wonderful gift of salvation through Jesus God offers to all who will turn from their sins and trust in Jesus as their Savior.*

# STORY REVIEW P.2

**Life Application Questions**

1. Have you ever prayed for God to show you yourself? What do you think He would show you if you did? *Yes/No That you, too, are a sinner in need of the Savior Jesus.*
2. What can we do when He shows us that we are sinners? *We should turn from our sins and trust in Him. He will show Himself to be our Savior, too.*

**ACTS Questions**

1. What's something we can praise God for from this story? *Praise God for being the Shower of our Sins and His Mercy to His People.*
2. What's something we can confess from this story? *Confess that when God shows us ourselves, we see that we are sinners who have rebelled against Him. We deserve His punishment. We need a Savior!*
3. What's something we can thank God for from this story? *We can thank Him that He doesn't show His people their sins, but also His mercy through Jesus.*
4. What is something we can ask God for, from this story? *We can ask God to work in our hearts and show us the sin of our hearts. We can ask God to then show us Himself: how we can have Him as our own Savior when we turn from our sins and trust in Jesus.*

**The Gospel**

1. What is the good news of salvation that Hector shared with the little girl? What is the gospel?

*God is the good Creator and King of the world. He made people to worship Him and live by His good laws. But we are all sinners who have rebelled against Him. We all deserve death--God's just, eternal punishment for our sins. How terrible! But God has good news for us. In His great mercy, God sent His Son Jesus to earth to save sinners. Yes, Jesus, the perfect Son of God, left His home in heaven and became a man. He lived the perfect life that pleases God. (He's the only one who has ever done that!) He offered it up to God His Father as the perfect sacrifice for sins when He suffered and died on the cross. Then, on the third day, Jesus rose from the dead in victory. He had fully paid for the sins of God's people, so they wouldn't have to! Now all who turn away from their sins and trust in Jesus as their Savior will receive forgiveness of sins and eternal life with God. They will be His very own special people who will know Him and enjoy Him forever. We can be God's people, too, if we turn from our sins and trust in Jesus as our own Savior.*

# Game: Ring Toss

**Materials**
Pre-made Ring toss board and rings
OR
Large piece of cardboard, popsicle sticks, and a child's plastic bracelet
Paper and marker
Masking Tape
20+ Story Review Questions and other story review questions

**Preparing the Game**
1. Choose 20+ questions for your game from the Story Review Discussion Questions, or make up your own.
2. Set up the ring toss board; or, cut a triangle shape from the cardboard and stick popsicle sticks into the board and assign point values for different sticks

**Playing the Game**
Divide the children into two teams and have them line up at the throw line. Ask a child to come up to the throw line and toss the ring onto the board. Each child gets three tries, adding up the total points from all three tries. The leader then reads a Story Review question. If the child answers it correctly by himself, it is worth the number of points he scored from the ring toss. If he has another team member help him, it's worth half the point value. If he cannot answer it correctly, it goes to the other team with half points for a correct answer. Play resumes as the first player from the other team takes a turn tossing.

Play continues until each child has a turn, as Story Review questions last; or as time and attention span allow.

Tip: You might find that this game works best with the board laying flat on the floor rather than standing up and tilted.

**Non-competitive Option**
Don't split into teams. Set a target point value for the children to reach together. Tell the children that they are going to work together and see how many turns it takes to reach the target point value. Have the children take turns toss the ring for points. Read a question for everyone to work together to answer. If the group gets it right, then they get to keep the points. Keep track of how many turns it takes to reach the target point value. Replace all of the sticky pads and play again, seeing if the group can make the target in less turns.

**Optional TAKING IT TO OTHERS Activity: Quiz Questions**
Have the children choose a few of the questions from the game to ask the parents/other children during TAKING IT TO OTHERS time. Help pre-readers by whispering the question in their ear and letting them ask it aloud to the parents/other children.

# CASE REPLAY ACTIVITIES P.1

Use this guide to review the Case Story and act it out for others to enjoy!

## CASE REPLAY, JR: YOUNGEST CHILDREN

**Description:** The children will act out the story together, everyone doing the same action/sound effect at the same time. This activity is most suitable for kindergarteners.

**Materials**
The Case RePlay, Jr. script for younger children

**Preparation**
1. Read through the script and write in the blanks along the side possible actions/sound effects the children could do to act it out.

**Instructions**
1. Tell the children that they will be re-enacting the story together as you tell it.
2. As you read the script, lead the children in actions/sound effects to do with you.
3. If desired, you can read the script and stop at certain sentences and ask them what a good action/sound effect would be to act out what you just read.
4. Repeat the re-enactment one or two times more.

## CASE REPLAY, SR: OLDER CHILDREN

**Description:** The children act out the story as a three-scene play. You will narrate it using the Case RePlay, Sr. script and they will act it out (no spoken words, for the most part), with each child assuming a different character's role. This activity is most suitable for first grade and up. You will review the story, then practice it a few times before performing it for others.

**Materials**
The Case RePlay, Sr. script
White board or other large format paper
Costumes and props

**Preparation**
1. Prepare for the play by choosing costumes and props for each character in the story. Decorate the area with any scenery props.
2. Write the words "Beginning," "Middle," "End" on a large piece of paper/whiteboard with plenty of space under each heading. You will use this paper to help the children think about the story as a three-scene play, as it is presented in the script.

**Instructions**
1. Tell the children that they will get to act out the story as a three-scene play, with a beginning, middle and end section. Tell them that before they can act it out, they need to think it out. as you narrate it with your script.
2. Take the children's answers as they recount the story, helping them put key incidents in the right order.
3. If desired, when they have filled in their Beginning, Middle, End, read through your whole (real) script, so they hear exactly what you will have them act out.
4. Then tell the children that it's time to practice acting out the story.
5. Assign parts to each child. If you are using costumes, do NOT give them out at this point. They will be a distraction.
6. Have all the children sit on the floor or in chairs on one side of the "stage," then call the characters up in place as their part in the story comes.
7. As you read the script, guide the children in where you want them to move or do to act it out.
8. After going through the whole script once, give out any costumes and props and act out the script once or twice more.

**Optional TAKING IT TO OTHERS Activity: Re-enacting the Story**
Read the script as the children act out together (younger) or assuming different roles (older) as the other children or the parents watch.

# CASE REPLAY, JR--YOUNGER KIDS (KINDERGARTEN) P.2

Welcome to our Case Story Re-Action! The name of our story is: The Case of the Hole Under the Stairs.

Our story takes place in the late 1700's in the Highlands of Scotland.

And now we present: "The Case of the Hole Under the Stairs."

**Scene 1:**

**Actions:**

Hector M'Phail was a pastor who did not just stay at his house or his church, but rode his little white pony all over the hills around Resolis to tell shepherd, quarryman, weaver and fisherman God's message of mercy to sinners. Many people heard the good news of Jesus and became Christians, making Resolis live up to its name "the Cape of Light" for there were many people who had the "light" of Jesus as their Savior in their hearts. Hector was so well known as a godly pastor that he was asked to meet with other church leaders three times a year in faraway Edinburgh. He would saddle his white pony and ride through the dangerous Highland roads for days to get there.

**Scene 2:**

On one trip to Edinburgh, Hector stopped at a little inn in the Badenoch Mountains. He called the innkeeper and family together for devotions. When he asked if everyone was there, the innkeeper told him of the girl still at work in the kitchen, but thought her too dirty to join them Hector insisted she be allowed to join them, knowing she had a soul which needed to know Jesus, too. After devotions, Hector asked the girl if she knew who made her, what a soul was, and what prayer was. She did not know any of the answers to his questions. Hector wanted her to know about Jesus. He knew she couldn't read and the family she worked for wouldn't help her, but he thought up something she could do. He told her he was bringing her a beautiful scarf from Edinburgh when he came back through. He asked her if she would promise to start praying to God a simple prayer: "Lord, show me myself". She gave her promise. Hector continued on the Edinburgh the next morning. He stayed there two weeks, then got ready to start the journey home. He remembered to buy a pretty scarf for the girl and eagerly looked forward to seeing how God had answered her (and his) prayers.

**Scene 3:**

The evening he got to the little inn, he called the innkeeper's family together for devotions again. Once more the kitchen girl did not come. The innkeeper's wife told Hector that the girl had been sick and lay in bed ever since he had stayed there two weeks ago. Hector went to the girl in her hole under the stairs to talk with her and give her the scarf. She refused to take the scarf, saying that he had already given her a great gift in the prayer he taught her. God had answered it and now she was sick with sorrow over her sin. She asked Hector what to do. Hector knew the Holy Spirit had been working in her heart. He had showed her that she was a sinner, now He would surely show her that He was her Savior. He explained the good news of Jesus and gave her a new prayer to pray: "Show me Yourself." Many years passed. Hector was an old man at home. A woman with a package came to his house to see him. She had walked many miles. He did not recognize her, but then she told him that she was the kitchen girl. She had become a strong Christian, was married and had a family of her own. She took a beautiful linen cloth out of her package to give to him. She told him she had woven it long ago for him in hopes of one day telling him how Jesus had saved her.

**Bible Truth Tie-In:**

The Bible Truth we are learning is: **God Created Us as Perfect Law Keepers, But We Are All Lawbreakers.** The Holy Spirit showed the kitchen girl that she was a law breakers, deserving God's judgment and needing His mercy when she prayed for God to show herself.

# CASE REPLAY, SR--OLDER KIDS (1ST GRADE AND UP) P.3

Welcome to our Case Story Re-Action! The name of our story is: "The Case of the Hole Under the Stairs."

Our story takes place in the late 1700's in the Highlands of Scotland.

The characters in our story are: Hector M'Phail; Fishermen; Weavers; Shepherds; Quarrymen; Innkeeper and family; The kitchen girl; Church leaders in Edinburgh; Sellers at the market stand of scarves; M'Phail's servant; and, the girl grown up.

And now we present: "The Case of the Hole Under the Stairs."

**Scene 1: (Beginning)**
Hector M'Phail was a pastor who did not just stay at his house or his church, but rode his little white pony all over the hills around Resolis to tell shepherd, quarryman, weaver and fisherman God's message of mercy to sinners. Many people heard the good news of Jesus and became Christians, making Resolis live up to its name "the Cape of Light" for there were many people who had the "light" of Jesus as their Savior in their hearts. Hector was so well known as a godly pastor that he was asked to meet with other church leaders three times a year in faraway Edinburgh. He would saddle his white pony and ride through the dangerous Highland roads for days to get there.

**Scene 2: (Middle)**
On one trip to Edinburgh, Hector stopped at a little inn in the Badenoch Mountains. He called the innkeeper and family together for devotions. When he asked if everyone was there, the innkeeper told him of the girl still at work in the kitchen, but thought her too dirty to join them Hector insisted she be allowed to join them, knowing she had a soul which needed to know Jesus, too. After devotions, Hector asked the girl if she knew who made her, what a soul was, and what prayer was. She did not know any of the answers to his questions. Hector wanted her to know about Jesus. He knew she couldn't read and the family she worked for wouldn't help her, but he thought up something she could do. He told her he was bringing her a beautiful scarf from Edinburgh when he came back through. He asked her if she would promise to start praying to God a simple prayer: "Lord, show me myself". She gave her promise. Hector continued on the Edinburgh the next morning. He stayed there two weeks, then got ready to start the journey home. He remembered to buy a pretty scarf for the girl and eagerly looked forward to seeing how God had answered her (and his) prayers.

**Scene 3: (End)**
The evening he got to the little inn, he called the innkeeper's family together for devotions again. Once more the kitchen girl did not come. The innkeeper's wife told Hector that the girl had been sick and lay in bed ever since he had stayed there two weeks ago. Hector went to the girl in her hole under the stairs to talk with her and give her the scarf. She refused to take the scarf, saying that he had already given her a great gift in the prayer he taught her. God had answered it and now she was sick with sorrow over her sin. She asked Hector what to do. Hector knew the Holy Spirit had been working in her heart. He had showed her that she was a sinner, now He would surely show her that He was her Savior. He explained the good news of Jesus and gave her a new prayer to pray: "Show me Yourself." Many years passed. Hector was an old man at home. A woman with a package came to his house to see him. She had walked many miles. He did not recognize her, but then she told him that she was the kitchen girl. She had become a strong Christian, was married and had a family of her own. She took a beautiful linen cloth out of her package to give to him. She told him she had woven it long ago for him in hopes of one day telling him how Jesus had saved her.

**Bible Truth Tie-In:**
The Bible Truth we are learning is: **God Created Us as Perfect Law Keepers, But We Are All Lawbreakers.** The Holy Spirit showed the kitchen girl that she was a law breakers, deserving God's judgment and needing His mercy when she prayed for God to show herself.

.

# The Kitchen Girl's Prayers

**Description**
Children will make and decorate bendable praying hands out of Wonder foam sheets and pipe cleaners with the words of the kitchen girl's prayers on them.

**Materials**
Skin-toned Craft Foam sheets, 8.5" x 11", 2 per child
10 pipe cleaners per child, preferably skin-toned.
1 yellow pipe cleaner per child
Hot glue gun
OR White Cardstock and Markers (thin-tipped, preferably)
Flat-backed craft jewels (optional)

**Preparing the Craft**
1. Copy Patterns #2 and #3 onto copy paper and cut out 1 of each, per child.

Craft Foam Method:
1. Cut out 2 of Pattern #1 per child.
2. Along back of one of the pairs, use the hot glue gun to glue down a skin-toned pipe cleaner from close to each tip of finger and down to palm. When you are finished, you will have five ends of pipe cleaners grouped together near the center of the palms and extending on down.
3. Glue both hand shapes together with pipe cleaners enclosed in the middle. You may want to glue more carefully around the edges for a more finished look.
4. Cut yellow pipe cleaners into lengths that can be wrapped around a finger and twisted into a ring. Use markers to add any other markings on hands.

Cardstock Method:
1. Make 1 copy of Pattern #4 hands per child. Cut out or set out scissors for children to cut out.

**Making the Craft**
1. Show the sample of the craft you have made.
2.Have the children color in the 2 prayers the girl prayed. (Patterns #2 and 3)
3. Have the children decorate their hands (foam or cardstock). Show them the pictures with front and back hand details so they can add them to their hands. (Pictures 1,2)
4. If desired they can add a ring by twisting the yellow pipe cleaner into a circle; or they can glue a jewel in place and make the ring shape out of pen or marker. They could also think about adding calluses, blisters, some dirt, etc. to make the hands look more like the kitchen girl's hands would have. On the other hand, they also could creatively decorate their hands with designs and patterns.
5. Finally, TEACHER should glue gun down the three coins into the palms of the hands.
6. The children can bend the hands out into a cupped hands shape to reveal the words of the prayers; then, together and up into praying hands.

**Optional TAKING IT TO OTHERS Activity: Craft Presentation**
If you are presenting the craft to other children or parents the children can hold up their crafts (or your model craft) and read their Bible Truth Connection answers to explain the importance of the craft.

# STORY/CRAFT CONNECTION

Discuss the craft and prepare to present it to others **P.2**

CASE CRAFT

## Discussion Guide

**Instructions:**
As the children are settled into making their craft, ask them these questions to help them understand the craft's significance. Use the answers provided to guide the children's answers.

**Discussion Questions**
1. Where did Hector M'Phail stop on his way to Edinburgh? *At an inn in the Badenoch Mountains.*

2. Who did he meet at the inn that he spent special time? What did he tell this person to pray? *The kitchen girl. He taught the kitchen girl to pray "Show Me Myself"and "Show Me Yourself."*

3. What did he hope would happen when she prayed these things?
*That God would convict her of her sins and lead her to faith in Jesus as her Savior.*

4. What is Bible Truth that we are learning?
*God Created Us as Perfect Law-Keepers, But We Are All Lawbreakers.*

5. What does our craft have to do with our Bible Truth: God Created Us Perfect Law-Keepers, But We Are All Lawbreakers?
*When the girl began to pray "Show me myself" the Lord, by His Holy Spirit, showed her that she was a breaker of His laws, worthy of His eternal punishment. answered the girl's prayers to show herself by sending the Holy Spirit to first show her that she was a breaker of His laws, deserving of His punishment. In His mercy, He then showed her Himself, that by turning from her sins and trusting in Him, she could be saved.*

6. What can our craft help us remember?
*We can ask God to show us ourselves and show us Himself so that we might see our sin, turn away from it and trust in Jesus as our Savior.*

TAKING IT TO OTHERS

## Craft Presentation

**Instructions:**
Have children hold up your model craft/their crafts. Choose five children (or you say) the five sections below to explain the craft's importance.

**Presentation:**
1. Our craft is: The Kitchen Girl's Prayers.

2. At an inn in the Badenoch Mountains in Scotland, Hector M'Phail taught the kitchen girl to pray "Show Me Myself"and "Show Me Yourself" in hopes that God would convict her of her sins and lead her to faith in Jesus as her Savior.

3. Our Bible Truth is: God Created Us as Perfect Law-Keepers, But We Are All Lawbreakers.

4. When the girl began to pray "Show me myself" the Lord, by His Holy Spirit, showed her that she was a breaker of His laws, worthy of His eternal punishment. answered the girl's prayers to show herself by sending the Holy Spirit to first show her that she was a breaker of His laws, deserving of His punishment. In His mercy, He then showed her Himself, that by turning from her sins and trusting in Him, she could be saved.

5. Our craft can help us remember that we can ask God to show us ourselves and show us Himself so that we might see our sin, turn away from it and trust in Jesus as our Savior.

Note: Even non-readers can participate in presenting the craft, if you will whisper what they are to say in their ear and let them say it aloud for the others to hear.

Pattern for cutting out <!--
Generator: Adobe Illustrator



Coloring Version

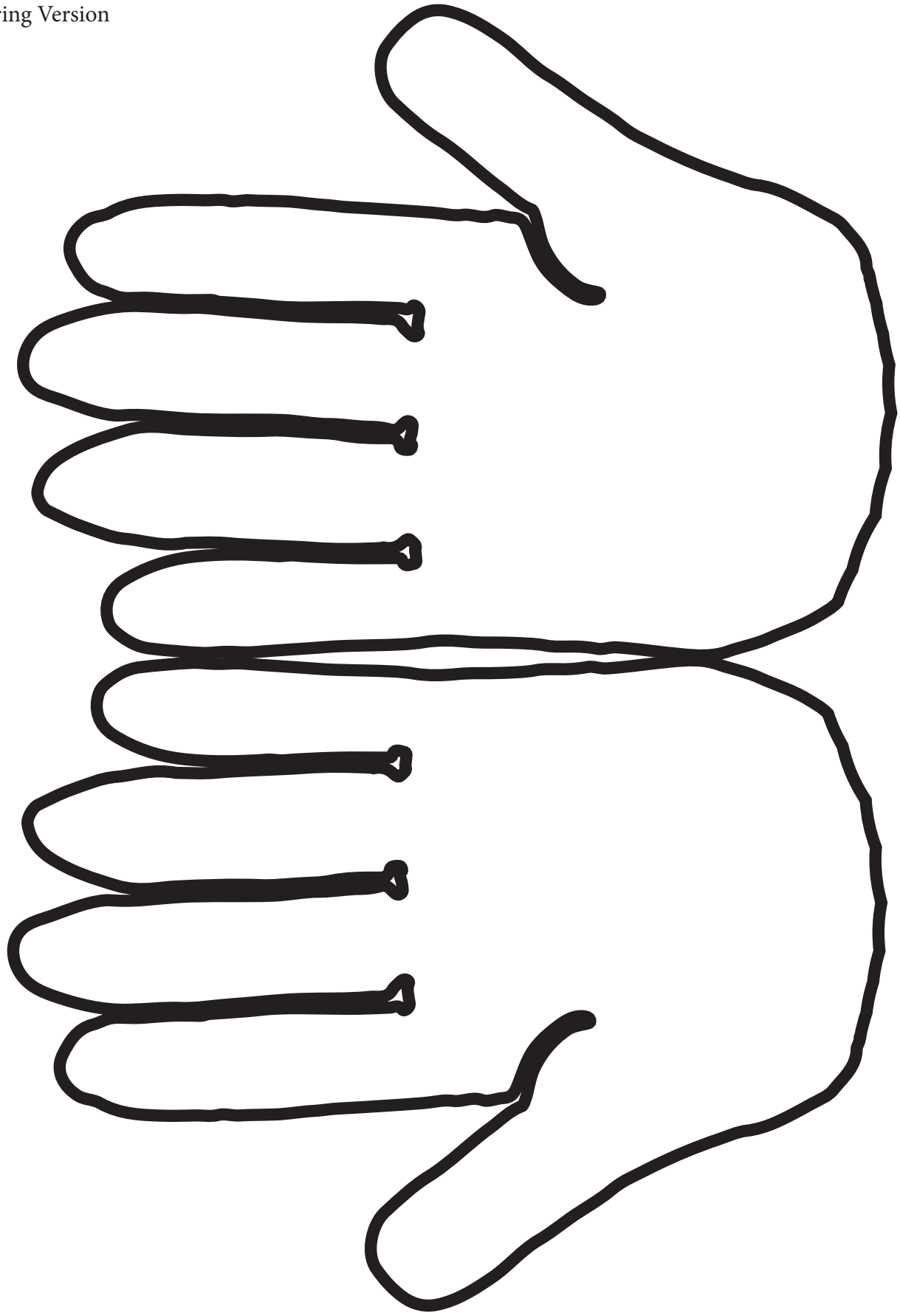

SHOW ME MYSELF!

SHOW ME MYSELF!

SHOW ME MYSELF!

SHOW ME THYSELF!

SHOW ME THYSELF!

SHOW ME THYSELF!

# TREAT SOMEONE LIKE A VIPP Pray for a Very Important Prayer Person P.1

## BEFORE CLASS:

### 1. PICK YOUR PERSON

VIPPs can be anyone in your church! Typically, they fall into 6 categories: Church staff, Elders, Deacons/deaconesses, Special Volunteers (people who aren't paid, but spend a lot of time helping out in particular ways), Supported Workers (aka missionaries), and Church Members.

### 2. GATHER YOUR FACTS

Use the VIPP Information Sheet to write down the facts about your VIPP. The information on this worksheet is used in the VIPP activities, listed in the "Choose an Activity" section below.

## DURING THE ACTIVITY:

### 1. INTRODUCE YOUR VIPP

Introduce your VIPP to the children, using the VIPP Information Sheet. Fill in a set of VIPP Clue Cards with the information for your VIPP. If desired, you can even have the actual person come into class for the children to meet.

Need help describing what someone does for the church in a kid-friendly way? Check out the list of common VIPPs on the Praise Factory website in the PFI resources. There are lots of kid-friendly descriptions for common VIPP's, such as pastors, elders, deacons and a lot more.

### 2. PRAY!

Lead the children in praying for the VIPP. Ask the children if they would like to pray for one of the VIPPs prayer requests. Even non-readers can pray for the VIPP if you whisper the prayer request in their ear, then let them say it aloud. Never force a child to pray!

### 3. CHOOSE AN ACTIVITY

There are two activities you can use to help the children learn about the VIPP:

**VIPP Clue Cards:** These are nine coloring sheets in which children fill in the nine things they learn about the VIPP from the VIPP Information Sheet. Photocopy a set of each child. Use as few or as many of these Clue Cards as you desire.

**VIPP Game:** This is a game that uses a set of Clue Cards for one or two VIPPs.
Choose a VIPP and fill in his/her information on the VIPP Information Sheet. Fill in a set of VIPP Clue Cards with the information for your VIPP. Tell the children about the VIPP, having them fill in the VIPP Clue Cards with the key facts as they learn them. Write any words the children need to write on a white-board or other piece of paper so they can see how to spell them. Help younger children write these words on their clue cards. Ideas for how to tell the children about many common VIPPs are listed at praisefactory.org with the resources for this Bible Truth.

**Optional TAKING IT TO OTHERS Activity: Introduce and Pray for the VIPP**
If you are presenting the VIPP to other children or parents you can assign children to hold up the 10 clue cards and say what each card tells about the VIPP. (Or, you can have the children hold them up as you tell what each one means.) Then lead the children in praying for the VIPP.

# Game: Picture Run

**Materials**
Information for two VIPPs
2 Sets of Clue Cards
Tape
Different color construction paper for each picture.

**Preparing the Game**
1. Fill in one set of clue sheets for each VIPP you are using.
2. Put all the Clue Cards in a bag, except for the ones with the names and pictures of the VIPPs.
3. Use tape to put up the pictures of each VIPP on a piece of construction paper. Tape each up in a different location/wall around the room.

**Playing the Game**
**Reveal:** Tell the children about the VIPPs, showing them your filled-in clue cards as you tell about them.

**Review:** Put the Clue Cards for the VIPPS put in a bag. Mix up. Have children stand together in middle of the room. Tell them that you will pull out a clue card, show it to them, and they are to run to the picture of the person who it belongs to. Give them the answer after everyone has run to their guessed person. Continue until all clues have been used up. (If you have a slick floor, you may want to avoid running. Make it fun by giving them a different way to go to each picture, such as skip or hop.)

# VIPP INFORMATION SHEET P.3

## VIPP NAME:

_____

## VIPP GROUP OF SERVICE:

Church Member  Deacon

Elder  Church Staff

Special Volunteer  Supported Worker (Missionary)

## WHAT VIPP LOOKS LIKE

Man or Woman? _____

Hair color? _____

Eye color?_____

## FAVORITE ANIMAL

_____

_____

## FAVORITE FOOD

_____

_____

## FAVORITE FREE TIME ACTIVITY

_____

_____

## WHAT VIPP DOES DURING WEEK

_____

_____

_____

_____

## 3 WAYS VIPP SERVES CHURCH

_____

_____

_____

_____

_____

_____

_____

_____

## 3 WAYS TO PRAY FOR THE VIPP

_____

_____

_____

_____

_____

_____

_____

_____

# BIBLE TRUTH 2, LESSON 3: PLANNER/OVERVIEW

## GETTING STARTED: Welcome and Opening Songs *(introduce unit and get kids moving with these songs)*

**Welcome to Praise Factory:** PFI: Praise Factory Investigators Theme Song *PFI ESV Songs 7, Track 1*

**Rules to Help Us Worship God and Love One Another:** WoGoLOA Classroom Rules Song *PFI ESV Songs 7, Track 2*

**Big Question Under Investigation:** Big Question 7 Songs *PFI ESV Songs 7, Tracks 3,4*

**Big Question Bible Verse:** Psalm 19:7,9,10,11 Songs: *PFI ESV Songs 7, Tracks 5,6,7*

## DIGGING DEEP DOWN: Key Concept and Story *(introduce the Bible Truth and tell the related story)*

**Bible Truth 2:** God Created Us as Perfect Law-Keepers, but We Are All Lawbreakers

**Bible Truth Hymn:** At the Cross, vs.2,3 *PFI ESV Songs 7, Tracks 11,12*

**Bible Verse**: Psalm 14:2-3, HCSB

**Bible Verse Song:** The LORD Looks Down *PFI ESV Songs 7, Track 13*
Extra Bible Verse Song: All We Like Sheep: Isaiah 53:6, ESV *PFI ESV Songs 7, Track 14*

**Lesson 3 New Testament:** The Case of the Tiny Terror *Luke 18:35-19:11*

## TAKING ACTION: Response Activities *(choose from among these activities)*

**Snack and Discussion Planner:** Zacchaeus with His Tax Money and the Mulberry-Fig Tree

**ACTS Prayer:** Prayer Sheet

**Bible Truth Review:** Discussion Questions and Game: Circle and Cross

**Bible Truth Hymn:** At the Cross, vs.2,3 *PFI ESV Songs 7, Tracks 11,12*
Song, Sign Language and Song Game: Mimic Me! **PFI ESV Songs 7 BOOK or ONLINE**

**Bible Verse Review:** Psalm 14:2-3 Discussion Sheet and Game: Frisbee Toss

**Bible Verse Song:** The LORD Looks Down: Psalm 14:2-3 *PFI ESV Songs 7, Track 13*
Song, Sign Language and Song Game: Word Take Away **PFI ESV Songs 7 BOOK or ONLINE**

**Story Review:** Discussion Questions and Game: Balloon Volleyball

**Case Replay, Jr: Drama Activity for Youngest Children** (children do same story actions together)

**Case Replay, Sr: Drama Activity for Most Children** (children re-tell story with individual parts)

**Craft:** Down from the Tree, Into the House

**VIPP (Very Important Prayer Person) Prayer Time:** Coloring Sheets (back of book), Game: Crabbin' Around

## TAKING IT HOME: Take Home Sheet for Review and Family Devotions

**PFI Pronto:** Bible Truth 2, Lesson 3 **PFI ESV PRONTOS 7 BOOK or ONLINE**

# NEW TESTAMENT STORY P.1

**The Case of the TIny Terror** *Luke 18:35-19:11* by Connie Dever

**Our story is: The Case of the Tiny Terror.**
**As you listen to the story, see if you can figure out:**
1. Who was the Tiny Terror? Who was he a terror to? Why?
2. Why could he not be in fellowship with God or God's people? How did this change?

This story takes place in New Testament times, while Jesus lived on earth.

In Israel, there was a city many nicknamed "Little Paradise." All year round this city enjoyed warm weather, even when the rest of Israel had snow. Springs watered the land, so that no one was ever thirsty and so crops could grow year round. There were beautiful rose gardens throughout the city, especially in the Royal Gardens of Archaelus, son of Herod the Great, who ruled that part of Israel from his splendid palace there.

But perhaps best of all was the air of Little Paradise. It was filled with the sweet smell of balsam leaves that drifted along the breeze from the large balsam plantations planted there. There were few places in the world where balsam could grow; and no where was it as fine as here at "Little Paradise." Merchants from Egypt to Arabia came to buy balsam here. Many fought and died to win Little Paradise and its balsam trees. They wanted to grow rich from selling the perfume and the healing medicine made from its leaves and sap.

At the time of our story, Little Paradise had fallen under the control of the Romans. There still were plenty of Jews who lived and worked there, but a part of just about everything that was made, bought or sold in Little Paradise went to the Romans in the form of a tax. With all those merchants coming in and out of Little Paradise to buy that priceless balsam perfume and medicine, there was a whole lot of tax money to be collected. Little Paradise was one of three richest tax collection stations in all of Israel.

Tax collecting was hard, thankless work that the Romans would rather not do. The Jews hated the tax collectors for taking their hard earned money and giving it to the Romans. They spit on them. The Jewish elders even allowed the people to break one of the Ten Commandments and lie to the tax collectors about how much they bought and sold! The Romans wanted to get tax money without having the hassles of collecting it, so they got Jews to collect it for them. "We'll make a deal with you," the Romans would say, "You collect all our tax money and whatever extra you can squeeze out is yours. We don't care what you do to the people to get the money or how much extra you collect for yourself," they said. "Just get the job done. Soon you will be very rich. Doesn't that sound good!?" they said.

Most Jews refused, but a few who found all that money irresistible. One such man was a man named Mr. Pure-Righteous--as his parents called him.

If Mr. Pure-Righteous' parents had known what their son would grow up to be, I'm sure they would have never given him such a name. Really, it's not a good name for any person, for all people though created by God to be law-keepers, have all rebelled against God and have become lawbreakers. No one is Pure-Righteous by keeping God's laws.

But as it turned out, this name was to be a particularly bad choice for this child, for he grew up to be one of the greediest, wicked men in all of Little Paradise. A far better name would have been Mr. Unpure-Unrighteous --and so we shall call him--for this man did not just grow up to be a tax collector. He grew up to be an architelones: a chief tax collector! Mr. Unpure-Unrighteous headed up tax collection for Little Paradise as well as for goods passing through that whole part of Israel. As boss of the other tax-collectors, he encouraged them to get all the money they could from people, then he took a big, fat amount for himself before handing the rest over to the Romans.

Mr. Unpure-Unrighteous became very rich from all he had stolen in the name of tax-collecting--and also, very hated. The other Jews spit on him. He wasn't allowed in

**Story-telling Tips**
Ahead of time:
1. Read the Bible verses and story. Pray!
2. Create story cue cards on index cards (or highlight text).
3. Practice telling story dramatically, timing your presentation Shorten, if necessary to fit your allotted time.
4. Decorate area with story props that help bring your story alive.

During your presentation:
1. Maintain as much eye contact as possible as you tell the story. Point to/use props at important points in the story. Include the kids in your story with a few questions about what they think will happen or words/concepts that might be new to them.
2. Watch the kids for signs that their attention span has been reached. Shorten, if necessary.

the synagogue or the Temple to worship. No decent person would allow him to step foot in their house or even eat or talk with him. His wickedness made him "unclean," as they called it—not fit for fellowship with God or with God's people. When he made contact with them or their homes, they became "unclean", too. Only tax collectors and other outcasts would have anything to do with him.

What a terrible life! God created us to be law keepers who know and love Him and each other. Life as a lawbreaker would never bring happiness, as Mr. Unpure-Unrighteous was finding out. Only life lived with God, according to His good ways can. But what could be done now? Surely there was no hope for Mr. Unpure-Unrighteous….or was there?

On one warm, spring afternoon some exciting news spread through the streets of Little Paradise faster than balsam scent in the breeze. "He's coming! He's coming! The Rabbi Jesus is coming!" people exclaimed. "He and his disciples are with a crowd from Galilee headed to Jerusalem to celebrate Passover. He's just healed the blind man who begs on the road outside of town! Now they're headed this way!" they said.

This was big news indeed! Mr. Unpure-Unrighteous was just as excited as everyone else…and perhaps more so. Even he had heard about this rabbi who spoke powerfully and did amazing miracles. But perhaps there was something else besides curiosity going on inside of Mr. Unpure-Unrighteous when he heard Jesus was coming. Perhaps there was a glimmer of hope in his heart. Other Jewish teachers would have nothing to do with lawbreakers like himself, but this Jesus welcomed tax collectors and sinners…He forgave sins. He had even made Levi, the tax collector of Capernaum, one of His twelve closest disciples!

People often left their work and lined the streets to cheer the Jews on their way to Passover. An even larger crowd that usual gathered now just to see Jesus. Mr. Unpure-Unrighteous wanted to see Him, too; but he was too short to see over the crowd and too hated to be helped.

The crowd praised God as Jesus, followed by His disciples, other Jews, and the healed blind man entered Little Paradise. But poor, tiny, Mr. Unpure-Unrighteous could see nothing! Suddenly an idea came to him. Running on down the street ahead of the crowd, Mr. Unpure-Unrighteous climbed up a mulberry-fig tree as Jesus was about to pass that way.

The tree was perfect. He, Mr. Unpure-Unrighteous could hide in the leaves from the eyes of Jesus—and everyone else, yet, he could see Jesus perfectly. After all, he knew he was unpure and unrighteous. He was a lawbreaker; and Jesus was a great rabbi. What would Jesus say to him, if He knew what all the people in Little Paradise knew?

But Jesus DID know what they knew and even more! He was the Son of God. He knew everything there was to know. Matter of fact, Mr. Unpure-Unrighteous was one of the very reasons Jesus had come to Little Paradise. Jesus had come to save lawbreakers who trusted in Him as their Savior, forgiving their sins and making them Pure and Righteous in God's eyes, with His own Pure Righteousness. God had planned that today would be the day of salvation for this poor lawbreaker of a man.

Jesus came to mulberry-fig tree, called Mr. Unpure-Unrighteous by name, then said the most incredible thing: "Hurry and come down from the tree, for I must stay at your house today."

"Jesus knows my name without me even telling Him! He wants to stay with me! He wants fellowship with me! A man so unpure and so unrighteous! Perhaps there is hope for a lawbreaker like me, after all." Joyfully, he climbed down the tree and led Jesus and His disciples to his home.

Mr Unpure and Unrighteous rejoiced, but others grumbled. "Jesus has gone to be the guest of a sinner! He should have stayed at the priest's house, not at the unclean house of a wicked man!" they said.

But Jesus knew they were wrong. It wasn't just Mr. Unpure-Unrighteous who was a lawbreaker and sinner; they all were! He had come to save all who would turn away from their sins and trust in Him as his Savior. Even a man like Mr. Unpure-Unrighteous could be made Pure-Righteous before God by Jesus' Pure Righteousness.

That night Mr. Unpure-Unrighteous shared with Jesus and His disciples his fine food and luxurious home, but surely it was Mr. Unpure-Unrighteous who received the greatest gift that night. Imagine how hope must have

grown in his heart when he met Levi, the tax collector from Capernaum who had turned from his wicked ways and become one of Jesus' closest friends! Imagine how wonderful it must have been when Jesus offered him—Mr. Unpure-Unrighteous--forgiveness of sins and salvation through faith in Himself, the Messiah, the Pure-Righteous Son of God!

That very day, Mr. Unpure-Unrighteous turned from his sins and believed in Jesus with joy. His sins were forgiven. At last he lived up to the name his parents had given him. Through Jesus, he was truly Mr. Pure-Righteous now!

The first thing Mr. Pure-Righteous wanted to do was to change the way he treated the people of Little Paradise. He stood up in front of Jesus and the people and said, "Lord, half of everything I have I give to the poor. And to anyone I have wronged, I will give them back four times what I wrongly took from them."

The people were amazed. "Give away half of all he has to the poor! The teachers of the law say don't give away more than one-fifth of what you have. Give back four times what he took! That's what thieves were supposed to do! Mr. Unpure-Unrighteous really is a changed man!"

This time Jesus agreed with the people of Little Paradise. Mr. Unpure-Unrighteous was a changed man. Just like his great-great-great-grandfather Abraham who believed in the LORD and was counted Pure-Righteous for his faith in Him, now Mr. Unpure-Unrighteous had become Mr. Pure-Righteous through his faith in Jesus. "Today, salvation has come to this house, since this man also a son of Abraham," Jesus told them, "for the Son of Man came to seek and to save the lost."

## Cracking the Case:

**It's time to answer our Case Questions.**

**1. Who was the Tiny Terror? Who was he a terror to? Why?** Mr. Unpure-Unrighteous (Zachaeus). He was a terror to the people of Jericho because of the way he collected tax money from them--too much and with cruel methods.

**2. Why could he not be in fellowship with God or God's people? How did this change?** Because of how he chose to live a life of sin and would not turn away from it (repent). Through Jesus, he learned how his sins could be forgiven. At last, he turned away from them and trusted in Jesus as his Savior. He was restored in fellowship with God and His people.

## Something For You and Me

**Our Bible Truth is:**
**God Created Us to Be Perfect Law-Keepers, But We Are All Lawbreakers**
**Our Bible Verse: is: Psalm 14:2-3**
"The LORD looks down from heaven on the human race to see if there is one who is wise, one who seeks God. All have turned away; all alike have become corrupt. There is no one who does good, not even one."

Who are you most like? The people of Little Paradise? Do you look at certain other people and think of them as lawbreakers and sinners, but not see that you, too, are a lawbreaker and sinner? The Bible tells us that not one of us is a perfect law keeper as God created us to be. We all deserve God's eternal punishment for our sins. Confess your sins and turn in faith to Jesus as your Savior!

Or perhaps you are more like Mr. Unpure-Unrighteous. You are afraid you are too sinful to be forgiven by God? Confess your sins and trust in Jesus as your Savior, too. He promised that whoever comes to Him, He will never, ever drive away. He can save you, too, no matter what you have done. Let's praise God for sending His Son to seek and save sinful people like you and me. Let's ask God to give us soft hearts that see our own sin and turn and trust Him as our own Savior.

*Close in prayer.*

NOTE on story: This is the story of Zacchaeus the tax collector from Jericho. In an effort to help the children notice new things about this very familiar story, I opted to use "Little Paradise" as a nickname for how the Jews thought of Jericho; and Mr. Pure-Righteous for Zacchaeus, the meaning of his Hebrew name. Feel free to use the real names instead of these nicknames, if it will better suit your children.

## Closing ACTS Prayer

**A** God, we praise You or being our Savior! You are so merciful to sinful people.

**C** God, we confess that many times, we are like Zacchaeus. We want to have good things and are willing to harm others to get them. We need a Savior, just like Zacchaeus.

**T** God, thank You for promising to send a Savior to save all those who turn from their sins and trust in Jesus as their Savior, no matter how sinful they have been.

**S** God, work in our hearts! Help us to turn away from our sins and trust Jesus as our own Savior. Change our lives so that we don't just say we believe in Jesus, but we show it in how we turn away from our old ways of sinning, just like Zacchaeus did.

# ACTS PRAYER ACTIVITY

Use this sheet to write down your ACTS Prayer

**Instructions:**

Use this sheet to help the children apply the Bible Truth into a prayer. You can use the ACTS provided or even better, have the kids think of their own applications. Also have the children add their personal requests to the prayer, too. Lead the children in the prayer or let them pray sections, with your help. Never force a child to pray! Non-readers can participate by you whispering a section of the prayer into their ear and allowing them to pray it aloud for the group.

## ADORATION:

God, we praise You for being our Creator who created us to enjoy You and keep Your perfect laws. We praise You for being so merciful to sinful lawbreakers like us.

God, we praise You for being.....

Add your own Adorations:

## CONFESSION:

God, we confess that we, like all people before us and after us, have become law breakers. Our sins grieve You. We deserve Your punishment! We need Jesus to save us!

God, we have sinned against You....

Add your own Confessions:

## THANKSGIVING:

Thank You, God, for bearing with sinful, law-breaking people like us with patience. Thank You for showing us mercy and offering to save us through Jesus.

God, we thank You for...

Add your own Thanksgivings:

## SUPPLICATION:

God, send Your Holy Spirit to work in our hearts. Help us to turn away from our sins and trust in Jesus as our Savior. Help us to keep Your good laws.

God, we need Your help...

Add your own Supplication:

## SNEAKY SNACK

Can you figure out how this snack ties in with our case?

**Snack: Zacchaeus with His Tax Money and the Mulberry-Fig Tree**

Ritz cracker and cheese "coins" and/or Celery leaf "mulberry-fig tree branch" with Teddy Graham "Mr. Pure-Righteous" in it.

This is only a suggestion. Feel free to modify. Be mindful of allergy issues among your children!

**Case Tie-in:** Zacchaeus climbed a tree to see Jesus and also perhaps to hide from Him, too. He was a tax-collector who had chosen to treat people cruelly to get more money. He had no favor with God or with people. He was such a terrible sinner who had chosen not to repent. But after meeting Jesus, Zacchaeus was a changed man. He turned away from his sins. He received salvation through faith in Jesus. He showed that he had turned away from his law-breaking way of life by promising to re-pay all he had wronged with four times the amount he had taken from them. Because of Jesus, Mr. Unpure-Unrighteous had come to be worthy of his name. Through Jesus, he was Mr. Pure-righteous at last.

## SOUL FOOD

Food for thought during snack time

1. What does the snack have to do with the story?

Choose a few questions from the other activity discussion sheets to talk about during this snack time.

2.

3.

4.

5.

6.

7.

# BIBLE TRUTH 2 REVIEW P.1

Directions: Read and discuss Bible Truth, using a FEW of the questions. Play game. Feel free to modify the game to fit your children.

**God Created Us Perfect Law-Keepers, But We Are All Lawbreakers**

God created Adam and Eve without sin. They kept God's laws perfectly. They loved Him as they should; and, they loved each other as they should. They pleased God with their "works." That is, they pleased God with how they lived because they loved Him perfectly in their hearts, and they obeyed Him and His good laws perfectly in their lives.

But when Adam and Eve rebelled against God, their hearts and lives became sinful. No longer could they please God with their works, because no longer could they live perfectly. They were spoiled with sin.

Sin didn't stop there. It spread down to all of Adam and Eve's children, too. It even spreads down to us, too. Yes, just like Adam and Eve, we have sinful hearts. We break God's good laws with our thoughts, words, and actions.

God is good and He hates sin. God would not be good if He did not hate it. But, oh, how terrible is God fair punishment for breaking His laws! It is death: separation from Him and His good ways forever! This is what we all deserve.

Yet, God is so merciful to sinners like us! He sent His Son, Jesus, to live a perfect live here on earth and offer it up as the perfect sacrifice for the sins of all who would ever turn from their sins and trust in Him as their Savior. Because of Jesus, our sins can be forgiven and we can have eternal life with God!

**Understanding the Bible Truth**

1. How were Adam and Eve perfect law-keepers at first? *God made them without sin.*
2. How could Adam and Eve (in the beginning) please God in a way that we cannot? *They could please Him with their works (their lives) because they lived perfect lives and did everything for God's glory.*
3. What happened to Adam and Eve and all their children after they rebelled? *They became lawbreakers, with lives spoiled with sin.*
4. How do we break God's laws? *In our hearts, thoughts, words and actions.*
5. Why does God hate sin? *Because He is good.*
6. What is God's punishment for lawbreaking? *Death.*
7. What is death? *Separation from God and His good ways forever. It is not just when our bodies die, it is also when our spirits are separated from God.*
8. How is the only way people can find forgiveness of their sins and eternal life with God? *By confessing their sins and trusting in Jesus, the Son of God who perfectly kept God's laws.*

**Bible Verse Connection Question**

1. What does our Bible Truth have to do with our **Bible Verse: *Psalm 14:2-3***: "The LORD looks down from heaven on the human race to see if there is one who is wise, one who seeks God. All have turned away; all alike have become corrupt. There is no one who does good, not even one."?

*Adam and Eve were created with hearts that sought after God. They were perfect law keepers who were not corrupt and did not turn aside from God. But after they rebelled, they and all people after them did turn aside. Their hearts became corrupt and they no longer sought after God.*

**Bible Truth Story Connection Questions**

1. Why did the people grumble that Jesus wanted to stay at Mr. Unpure-Unrighteous' house? *Because they thought he was too much of a lawbreaker to deserve attention from Jesus. Jesus, as a great teacher, should never have anything to do with him. He would only make Himself unclean.*
2. What did Jesus understand about all people that the people of Little Paradise did not? *That all people are law breakers, deserving of God's eternal punishment for their sins. Mr. Unpure-Unrighteous was not more of need of a Savior than them because of his wicked ways. They all needed to confess their sins and by faith in Him, be forgiven their sins and know eternal life with God.*

# BIBLE TRUTH 2 REVIEW P.2

**Life Application Questions**

1. How do we know that we are law breakers? *We know the sin and rebellion against God in our hearts. We see it in our thoughts, words and actions.*
2. Why can't we do enough good works to please God? *Only a completely perfect life lived to please God can make us acceptable to God. None of us can ever do that. We are all lawbreakers.*
3, Since we can't please God by keeping His laws perfectly, what must we do to be saved? *Turn away from our sins and trust in Jesus as our own Savior.*

**ACTS Questions**

1. What is something we can praise God for because of this Bible Truth?
*Praise God for being our Creator who created us to enjoy Him and to keep His perfect laws.*
2. What are sins we can confess to God because of this Bible Truth?
*Confess that we, like all people before us and after us, have become law breakers.*
3. What is something we can thank God for because of this Bible Truth?
*Thank God for sending Jesus to save all who turn from their sins and trust in Him as Savior.*
4. What is something we can ask God for because of this Bible Truth?
*We can ask God to work in our hearts that we would want to turn away from disobeying Him and trust in this wonderful Jesus as our own Savior. We can ask God to send His Spirit to work in our hearts and help us to keep His good laws.*

**The Gospel**

1. We are all lawbreakers who should have been perfect lawkeepers. We choose to disobey God, even from birth. We deserve God's punishment. Is there any hope for us? What is the gospel?
*God is the good Creator and King of the world. He made people to worship Him and live by His good laws. But we are all sinners who have rebelled against Him. We all deserve death--God's just, eternal punishment for our sins. How terrible! But God has good news for us. In His great mercy, God sent His Son Jesus to earth to save sinners. Yes, Jesus, the perfect Son of God, left His home in heaven and became a man. He lived the perfect life that pleases God. (He's the only one who has ever done that!) He offered it up to God His Father as the perfect sacrifice for sins when He suffered and died on the cross. Then, on the third day, Jesus rose from the dead in victory. He had fully paid for the sins of God's people, so they wouldn't have to! Now all who turn away from their sins and trust in Jesus as their Savior will receive forgiveness of sins and eternal life with God. They will be His very own special people who will know Him and enjoy Him forever. We can be God's people, too, if we turn from our sins and trust in Jesus as our own Savior.*

## Game: Frisbee Toss

**Materials**
Bible verse written up in large print so that all can see
1 or more Frisbees (or bean bag)
Masking tape
marker and paper
small container

**Preparing the Game**
1. Divide the verse into 5 to 10 sections and place a word/verse section in each section. Write point values on the word/verse section, higher points for a word near the beginning of the verse; lower points for a word closer to the end. Tape these down.

**Learning the Verse**
Some or all of your children may be non- or early readers. Teach the verse in sections, having them say it after you. Repeat a few times. Add clapping or other movement as they say it.

**Directions**
1. If desired, lead the children in a discussion of a ***FEW*** of the most important questions before beginning game.
2. Explain the game to them as follows:
Divide the children into two teams and sit down in line. Explain that everyone will say the verse together. Then a child from one team will come up and toss the Frisbee into a word section. The leader/group will say the verse up to that word. The child can then win total point values by completing the verse on his own, or have point values by asking a team member to help him. If they are unsuccessful, the other team will have a chance to complete it for the half point amount. Have whole group say verse together again, then choose a child from the other team to toss the Frisbee.

Game continues until all children get a turn, or as time and attention span allow.

**Non-competitive Option**
Don't split the children into teams. Have the children take turns throwing the Frisbee, letting the child or a child with a partner, say the rest of the verse on their own.

**Optional TAKING IT TO OTHERS Activity: Quiz Questions**
Have the children choose a few of the questions from the game to ask the parents/other children during TAKING IT TO OTHERS time. Help pre-readers by whispering the question in their ear and letting them ask it aloud to the parents/other children. Make sure you read the Bible verse aloud before you ask your questions.

# BIBLE TRUTH HYMN P.1

Directions:
1. Write words to song in large print before class.
2. Play the song for the children, helping them follow along on the song sheet.
3. Discuss the song, using a few questions from the discussion sheet. *Don't use them all!*
4. Introduce sign language for key words of your choice from sign language sheet for your song. Use as few or as many as you think the children can learn.
5. Sing and sign the song. Sign language as well as large format lyrics and sheet music are found in the PFI Unit Songbook or online.
6. If desired, play the Song Game.

**Optional TAKING IT TO OTHERS Activity: Presenting and Singing the Song**
1. Sing and sign the song, encouraging the watching children/parents to join in.
2. Ask the class some of the questions listed below. The Bible Truth Connection Question is particularly good to help them understand how the song ties in with the Bible Truth.

**At the Cross**

**Verse 2**
Was it for crimes that I had done
He groaned upon the tree?
Amazing pity, grace unknown,
And love beyond degree!

**Refrain**
At the cross, at the cross where I first saw the light,
And the burden of my heart rolled away,
It was there by faith I received my sight,
And now I am happy all the day.

**Verse 3**
Well might the sun in darkness hide,
And shut his glories in,
When Christ the mighty Maker died
For man, the creature's sin. *Refrain*

**Listen to it on PFI ESV Songs 7, Tracks 11,12**

## Understanding the Song

1. What is a crime? *A broken law.*
2. What kind of tree did Jesus groan upon? *The cross. It's not a live tree, but it is made from the wood of a tree.*
3. For whose crimes did Jesus groan (suffer painfully) upon the tree? *For all who would ever turn from their sins and trust Him as their Savior.*
4. What do "amazing pity", "grace unknown" and "love beyond degree" mean and how does Jesus' death on the cross show them? *"Amazing pity" is having such great compassion on someone else's suffering that you can hardly believe it. "Grace unknown" doesn't mean that no one knows about it. It means such treating someone with such undeserved kindness like it has never been done before. "Love beyond degree" means such great love that you can't even measure it. Jesus was the very Son of God, the perfect Law Keeper. He did nothing to deserve any suffering or any punishment. Yet on the cross, He suffered all the wrath of God for the punishment for His people's sins, that they might be restored to eternal fellowship with God. He did this because of His amazing pity, His grace greater than any ever heard of, and His love so great that you cannot even measure it.*
5. What kind of light does a believer first "see" at the cross? *Not light like from the sun or a light bulb. Light is another word for understanding the truth about something for the first time. It is when someone understands their sins and that Jesus suffered on the cross for His people's sins that they see for the first time the truth that they can have salvation through Him, if they will turn from their sins and trust in Him.*
6. What does it mean for the burden of our sins to be rolled away? *It doesn't mean that someone comes and takes them out of our heart and then rolls them off down the street somewhere. It is a way of saying that they are taken from us and removed forever, when by faith we receive Him as our Savior.*
7. What does "well might the sun in darkness hide and shut His glories in, when Christ the mighty Maker died for man, the creature's sin?"? *When Jesus hung on the cross, the sun stopped shining and everything became as dark as night, as a sign of how Jesus, the Son of God, was laying aside His glory to take on all of the punishment for His people's sins.*

## Bible Truth Connection Question

1. How does this song relate to our **Bible Truth: God Created Us As Perfect Law Keepers, But We Are All Law Breakers?** *Because we are all lawbreakers, we deserve God's eternal punishment. There will never be anything we can do to earn back eternal life with God. But at the cross where Jesus, the perfect law keeper gave up His life as the payment*

*for all who would ever turn from their sins and trust in Him, that we can find forgiveness and eternal life. By His perfect sacrifice, all of "crimes" and "burdens" can be "rolled away" forever.*

**Story Connection Question**

1. How does this song relate to today's story? *Mr. Unpure-Unrighteous had been a very wicked man. He had a very great burden of sin and a long list of crimes he had done against many people. Yet, by faith, he came to believe in Jesus. Jesus forgave him all his sins and the burden of them rolled away. He rejoiced in his salvation and he freely offered to give away half of all his money to the poor and use the other half to repay four times what he had taken from others. He was so happy that money was nothing compared to knowing and following Jesus.*

**Bible Connection Question**

1. What does this hymn have to do with our Bible Verse: ***Psalm 14:2-3:*** "The LORD looks down from heaven on the children of man, to see if there are any who understand, who seek after God. They have all turned aside; together they have become corrupt; there is none who does good, not even one."?
*God is our mighty Maker, yet we have all sinned against Him. We deserve His punishment. But God, in His great mercy, sent Jesus to die for the sins of all those who would ever turn away from their sins and trust in Him. He suffered, He groaned upon the cross under the punishment for their sins. He did this so the burden of their sins would be rolled away and they could know eternal life, which is why they can be happy all the day. We, too, can forgiven for our sins, when we turn away from our sins and trust in Jesus as our own Savior.*

**Life Application Questions**

1. How can God's people be affected by the message of this song? *They can praise God for not leaving them to die in our sins as we all deserve, and for sending His Son Jesus to the cross to roll away the burdens of their They can pray that God would give them humble hearts that more completely understand the great deeps of their sin (no matter how good they think they are) and to be more grateful for what Jesus did at the cross for them.*
2. How can we become one of God's people? *By turning away from our sins and trusting in Jesus as our own Savior.*

**ACTS Questions**

1. What is something we can praise God for from this hymn?
*Praise God for being Our Mighty Maker and the One Who Shows Pity upon His People.*
2. What are sins we can confess to God from this hymn?
*We can confess sins that we have done that could only be paid for by Jesus dying upon the cross.*
3. What is something we can thank God for from this hymn?
*We can thank God for being so full of pity and love for His people that He would send Jesus to suffer and die for them on the cross.*
4. What is something we can ask God for from this hymn?
*That God would work in our hearts that we might turn from our sins and trust Jesus as our Savior. That He might roll away the burden of our sins from our hearts.*

**Gospel Question**

1. How can I have the burden of my sins rolled away from my heart? How can I know God's forgiveness? What is the gospel?
*God is the good Creator and King of the world. He made people to worship Him and live by His good laws. But we are all sinners who've rebelled against Him. We all deserve death--God's just, eternal punishment for our sins. How terrible! But God has good news for us. In His great mercy, God sent His Son, Jesus to earth as a man to save sinners. He lived the perfect life that pleases God. (He's the only one who's ever done that!) He offered it up to God His Father as the perfect sacrifice for sins when He suffered and died on the cross. Then, on the third day, Jesus rose from the dead in victory. He had fully paid for the sins of God's people, so they wouldn't have to! Now all who turn away from their sins and trust in Jesus as their Savior will receive forgiveness of sins and eternal life with God. They will be His very own special people who will know Him and enjoy Him forever. We can be God's people, too, if we turn from our sins and trust in Jesus as our own Savior.*

## Song Game: Mimic Me!

**Materials**
Sign Language
Song

**Preparing the Game**
None.

**Playing the Game**
1. Practice the song and signs until the children know them well. Choose a person to be the leader and let them decide upon an action for everyone to do as they sing the song, such as jump on one foot, etc.
2. Sing the song while doing the chosen action.
3. Select another child to be the leader.
4. If desired, you can choose a different action for different important words in the song, such as jump on one foot when you sing the word "grace", but clap your hands when you sing the word "Jesus". Ask the children the meaning of each of the words before adding in their action.

Game continues as number of questions, time, and attention span allow.

# BIBLE VERSE REVIEW P.1

choose a FEW questions for discussion, then choose the game and/or music activity

***Meditation Version: Psalm 14:2-3***
"The LORD looks down from heaven on the human race to see if there is one who is wise, one who seeks God. All have turned away; all alike have become corrupt. There is no one who does good, not even one."

***Alternate Memory/Games Version: Psalm 14:3***
"All have turned away; all alike have become corrupt. There is no one who does good, not even one."

**Understanding the Bible Verse**

1. What does it mean that the LORD looks down from heaven? *Is the LORD and heaven really up above us? No one knows where heaven is. It is a spiritual place, not a physical place like earth, the planets and the stars. The Bible speaks of heaven and the glorious things of God being high and lifted up. It is a picture of His holiness and of God as ruler over everything. (Just like it speaks of hell being down as a way of saying it is a place completely separated from God and is unholy.) The LORD does not really look down from a particular place in heaven. The LORD is everywhere, all the time. He knows everything there is to know. He doesn't have to peek down at us to know what is going on. It is just a word picture that tells us that God notices what is going on everywhere, all the time and is judging the hearts of people.*
2. Who does the LORD look down upon? *The human race.*
*3. What is the human race? It's not a race that people run in, like it might sound. It's just another way of saying "all people."*
4. What is the LORD looking to see? *If there is one who is wise, one who seeks God.*
5. What does it mean to seek God? *To want with all your heart to know Him and to live a life that pleases Him.*
6. What does the LORD see has happened to the human race? *They have all turned aside; they have together become corrupt; there is no one who does good, now even one.*
7. What does it mean that they have all turned away? *They no longer live for God, but live for themselves.*
8. What does it mean that people are corrupt? *Something that is corrupted is something good that has been damaged and spoiled. God created people as perfect law keepers, made in His image. When they became sinners, the sin corrupted their pure hearts and lives, making them no longer a clear image of God.*
9. How many people does the LORD see who do good? *No one.*
10. Since there is no one who does good, how can we say people do good works? *There are many things people do for each other that still reflect God's good ways. In that sense, anyone can do good. But, truly good things are things that don't just reflect God's good ways, but are done to bring glory to God. People who do not love God can't do this kind of good. Even the good works of Christians are not completely good, because they still are sinners who only love God imperfectly.*

**Bible Truth Connection Question**

1. What does this verse have to do with the **Bible Truth: God Created Us As Perfect Law Keepers, But We Are All Law Breakers?** *Adam and Eve were created with hearts that sought after God. They were perfect law-keepers who were not corrupt and did not turn aside from God. But after they rebelled, they and all people after them did turn aside. Their hearts became corrupt and they no longer sought after God.*

**Story Connection Questions**

1. How does this verse relate to our story? *Mr. Unpure-Unrighteous had turned far aside from doing good, everyone in Little Paradise recognized that. They thought he was too wicked to receive attention from Jesus. But Jesus knew that all people have turned aside from seeking God. No one has done good. All must be saved and He had come to seek and save the lost. Anyone who turned from his sins and in faith came to Him for forgiveness of sins could be saved—even Mr. Unpure-Unrighteous.*

**Life Application Questions**

1. Why is it so hard for us to seek God? *We have sinful hearts that want to turn away from God and live our own way.*
2. If all have turned aside and have corrupt hearts, how can any of us seek God? *We can confess our sins to God and by faith trust in Jesus to save us. He will send the Holy Spirit into our hearts and fill them with a desire to seek Him and with power to live obedient lives that please Him.*

# BIBLE VERSE REVIEW P.2

**ACTS Questions**

1. What is something we can praise God for from this Bible verse?

*Praise God for being Omniscient: for seeing and knowing everything there is to know.*

2. What are sins we can confess to God from this Bible verse?

*We can confess that we have all turned away from God. We deserve God's punishment! We need a Savior!*

3. What is something we can thank God for from this Bible verse?

*We can thank God for sending Jesus to bring forgiveness of sins and to give eternal life to all who turn away from disobeying God and trust in Jesus as their own Savior.*

4. What is something we can ask God for from this Bible verse?

*We can ask God to work in our hearts that we would want to turn away from disobeying Him and trust in this wonderful Jesus as our own Savior. We can ask Him to do this work in others, too.*

**The Gospel**

1. We have all turned away from God. None of us live the good lives God created us to. We deserve His punishment. Is there any hope? What is the gospel?

*God is the good Creator and King of the world. He made people to worship Him and live by His good laws. But we are all sinners who have rebelled against Him. We all deserve death--God's just, eternal punishment for our sins. How terrible! But God has good news for us. In His great mercy, God sent His Son Jesus to earth to save sinners. Yes, Jesus, the perfect Son of God, left His home in heaven and became a man. He lived the perfect life that pleases God. (He's the only one who has ever done that!) He offered it up to God His Father as the perfect sacrifice for sins when He suffered and died on the cross. Then, on the third day, Jesus rose from the dead in victory. He had fully paid for the sins of God's people, so they wouldn't have to! Now all who turn away from their sins and trust in Jesus as their Savior will receive forgiveness of sins and eternal life with God. They will be His very own special people who will know Him and enjoy Him forever. We can be God's people, too, if we turn from our sins and trust in Jesus as our own Savior.*

## Game: Frisbee Toss

**Materials**
Bible verse written up in large print so that all can see
1 or more Frisbees (or bean bag)
Masking tape
marker and paper
small container

**Preparing the Game**
1. Divide the verse into 5 to 10 sections and place a word/verse section in each section. Write point values on the word/verse section, higher points for a word near the beginning of the verse; lower points for a word closer to the end. Tape these down.

**Learning the Verse**
Some or all of your children may be non- or early readers. Teach the verse in sections, having them say it after you. Repeat a few times. Add clapping or other movement as they say it.

**Directions**
1. If desired, lead the children in a discussion of a ***FEW*** of the most important questions before beginning game.
2. Explain the game to them as follows:
Divide the children into two teams and sit down in line. Explain that everyone will say the verse together. Then a child from one team will come up and toss the Frisbee into a word section. The leader/group will say the verse up to that word. The child can then win total point values by completing the verse on his own, or have point values by asking a team member to help him. If they are unsuccessful, the other team will have a chance to complete it for the half point amount. Have whole group say verse together again, then choose a child from the other team to toss the Frisbee.

Game continues until all children get a turn, or as time and attention span allow.

**Non-competitive Option**
Don't split the children into teams. Have the children take turns throwing the Frisbee, letting the child or a child with a partner, say the rest of the verse on their own.

**Optional TAKING IT TO OTHERS Activity: Quiz Questions**
Have the children choose a few of the questions from the game to ask the parents/other children during TAKING IT TO OTHERS time. Help pre-readers by whispering the question in their ear and letting them ask it aloud to the parents/other children. Make sure you read the Bible verse aloud before you ask your questions.

# BIBLE VERSE REVIEW: MUSIC P.4

Directions:
1. Write words to song in large print before class.
2. Play the song for the children, helping them follow along on the song sheet.
3. Discuss the song, using a few questions from the discussion sheet. *Don't use them all!*
4. Introduce sign language for key words of your choice from sign language sheet for your song. Use as few or as many as you think the children can learn.
5. Sing and sign the song. Sign language as well as large format lyrics and sheet music are found in the PFI Unit Songbook or online.
6. If desired, play the Song Game.

**Optional TAKING IT TO OTHERS Activity: Presenting and Singing the Song**
1. Sing and sign the song, encouraging the watching children/parents to join in.
2. Ask the class some of the questions listed below. The Bible Truth Connection Question is particularly good to help them understand how the verse ties in with the Bible Truth.

**The LORD Looks Down**

The LORD looks down from heaven,
On the human race,
To see if there is one who's wise,
One who seeks God.
But all have turned away;
All alike have become corrupt.
There is no one who does good,
No, not even one.
Psalm Fourteen, two and three.

**Listen to it on PFI ESV Songs 7, Track 13**

## Song Game: Word Take Away

**Materials**
Sign Language Signs and Song
White board and marker
Eraser

**Preparing the Game**
1. Write the words to the song on a white board.

**Playing the Game**
1. After children have learned the song and signs well, then tell the children that you are going to leave out words from the song (that you've learned signs for) and just do the sign in its place.
2. Have the children help you choose a word to take out. Erase the word from the board. Review the sign the for erased word.
3. Sing the song, trying to remember to NOT sing the word and do only the sign.
4. Continue to take out words until all of the words (with signs) have been taken out.

Game continues as number of questions, time, and attention span allow.

# STORY REVIEW P.1

Directions: Read and discuss Bible Truth, using a FEW of the questions. Play game. Feel free to modify the game to fit your children.

**General Story Questions**

1. What was grown in Little Paradise that was so prized? *Balsam trees.*
2. What two things were made from the balsam that people wanted? *Perfume made from its leaves and medicine from its sap.*
3. Why was Little Paradise such an important tax station? *Tax was collected on all of the expensive balsam products that were sold there as well as everything else the traders brought in to sell to the people of Little Paradise.*
4. Why could tax collectors make so much money? *The Romans let them keep any extra money over the regular tax fees that they could collect.*
5. Why was Mr. Pure-Righteous such a bad name for Mr. Pure-Righteous? *He was one of the wickedest men in Little Paradise, having squeezed way too much money out of most everyone. As a tax collector, he was considered so unrighteous that he was not allowed to worship in the synagogue or to even step foot in someone's house because his very presence would make it unclean.*
6. To where were Jesus and His disciples going? Why? *To Jerusalem for the Passover festival.*
7. What did Jesus did right before he entered Little Paradise? *He healed the blind man who was begging along the road.*
8. Why couldn't Mr. Unpure-Unrighteous see Jesus when He came into Little Paradise? *He was too short to see over the crowd of people who had already gathered and probably too hated (and considered unclean) for anyone to help him by letting him through to the front of the crowd.*
9. Why was a tree a good place for Mr. Unpure-Unrighteous to go? *He could see Jesus clearly and might go unnoticed by Him and the crowd at the same time.*
10. What was so surprising about what Jesus said to Mr. Unpure-Unrighteous? *He called him by name w/o anyone telling Him what it was; He, a great teacher, insisted on staying at his house. Everyone would have thought Jesus would stay with one of the leading priests in town. They would never think He would stay with Mr. Unpure- Unrighteous because as a tax collector he was considered unclean.*
11. What signs does Mr. Unpure-Unrighteous show that he has turned from his life of sin and trusted in Jesus for forgiveness? *No longer does he love money more than God. He promises to give half his money to the poor and to repay everyone he took money from four times what he took (what only a thief was supposed to do).*
12. What does Jesus call Mr. Unpure-Unrighteous? *A son of Abraham. That means that like Abraham, he has been accepted by God because God has counted his faith in Jesus as righteousness. No longer are his sins held against him.*
13. Who did Jesus come to seek and to save? *The lost: people who are lawbreakers and who need a Savior.*
14. How was it possible for a very sinful lawbreaker like Mr. Unpure-Unrighteous be saved? *By God counting Jesus' Perfectly Pure Righteousness in the place of his own unpure-unrighteousness. This is what Jesus did on the cross for all people who turn from their sins and trust in Him as Savior. God can do what we can never do on our own!*

**Bible Truth Connection Questions**

1. What does this story have to do with our Bible Truth: **God Created Us Perfect Lawkeepers, But We Are All Lawbreakers**? *The people of Little Paradise were wrong in thinking that Mr. Unpure-Unrighteous was too great of a lawbreaker to be worthy of seeing Jesus. Jesus knew that all those people were lawbreakers in need of a Savior. He had come to seek and save people who knew they were lost in their sins.*

**Bible Verse Connection Question**

1. What does the story have to do with our Bible Verse: **Psalm 14:2-3:**"The LORD looks down from heaven on the human race to see if there is one who is wise, one who seeks God. All have turned away; all alike have become corrupt. There is no one who does good, not even one."?
*Zacchaeus knew that he had turned aside from God. He knew that he was corrupt. That made him all the more thankful that Jesus would offer him forgiveness.*

# STORY REVIEW P.2

**Life Application Questions**

1. How might we be like the people of Little Paradise? *We might falsely judge someone as too sinful for God to save or change.*
2. How might we be like Mr. Unpure-Unrighteous? *We might be tempted by things in this world like great riches, instead of wanting to obey God. We might think we are too sinful for God to help us.*
3. Is there anyone who God cannot save? *No. Anyone who truly turns from their sins and trusts Jesus as their Savior will be saved. It doesn't matter what bad things they have done.*

**ACTS Questions**

1. What is something we can praise God for being that we learned in our story?
*Praise God for being so merciful to sinful people. Praise God for being the Savior of His people.*
2. What is something we can confess as sin that we learned in our story?
*Confess that many times, we are like Zacchaeus. We want to have good things and are willing to harm others to get them. We deserve His punishment. We need a Savior, just like Zacchaeus.*
3. What is something we can thank God for that we learned in our story?
*We can thank God for promising to send a Savior to save all those who turn from their sins and trust in Jesus as their* Savior, no matter how sinful they have been.
4. What is something we can ask God for that we learned in our story?
*We can ask God to work in our hearts, helping us to turn away from our sins and trust Jesus as our own Savior. We can ask Him to change our lives so that we don't just say we believe in Him, but that we show it in how we obey His good ways, just like Zacchaeus did.*

**The Gospel**

1. What was the good news of Jesus that Zacchaeus came to believe? What is the gospel?
*God is the good Creator and King of the world. He made people to worship Him and live by His good laws. But we are all sinners who have rebelled against Him. We all deserve death--God's just, eternal punishment for our sins. How terrible! But God has good news for us. In His great mercy, God sent His Son Jesus to earth to save sinners. Yes, Jesus, the perfect Son of God, left His home in heaven and became a man. He lived the perfect life that pleases God. (He's the only one who has ever done that!) He offered it up to God His Father as the perfect sacrifice for sins when He suffered and died on the cross. Then, on the third day, Jesus rose from the dead in victory. He had fully paid for the sins of God's people, so they wouldn't have to! Now all who turn away from their sins and trust in Jesus as their Savior will receive forgiveness of sins and eternal life with God. They will be His very own special people who will know Him and enjoy Him forever. We can be God's people, too, if we turn from our sins and trust in Jesus as our own Savior.*

# Game: Balloon Volleyball

**Materials**
20+balloons
small strips of paper
pen
Masking Tape
20+ Story Review Questions and other story review questions

**Preparing the Game**
1. Choose 20+ questions for your game from the Story Review Discussion Questions, or make up your own.
2. Write out each Story Review question on a small strip of paper. (Or photocopy the review questions and cut them apart). Roll it up and place it inside of the balloon. Inflate the balloon. Continue this process for each Story Review question. Make a line with masking tape across the middle of the playing area.

**Playing the Game**
Divide the children into two teams and have them spread out on each side of the masking tape line. Take one of the balloons and bat it out into the field of play. The children will bat it back and forth without letting it hit the floor. When it hits the floor, play stops and the team on the opposite side scores a point. The balloon is popped, the question is unrolled and read. The team who scored the point gets first try at answering the question. If they get it correctly, they get another point. If not, then the other team can try for a point. Play resumes by the leader batting another balloon out into the court.

Play continues as balloons last, or as time and attention span allow The team with the most points at the end wins.

**Non-competitive Option**
Don't keep track of points. Encourage the children to see how many times they bat the balloon back and forth, counting out loud with each hit. When the balloon hits the floor, the leader pops the balloon and reads question for all to answer.

**Optional TAKING IT TO OTHERS Activity: Quiz Questions**
Have the children choose a few of the questions from the game to ask the parents/other children during TAKING IT TO OTHERS time. Help pre-readers by whispering the question in their ear and letting them ask it aloud to the parents/other children.

# CASE REPLAY ACTIVITIES P.1

Use this guide to review the Case Story and act it out for others to enjoy!

## CASE REPLAY, JR: YOUNGEST CHILDREN

**Description:** The children will act out the story together, everyone doing the same action/sound effect at the same time. This activity is most suitable for kindergarteners.

**Materials**
The Case RePlay, Jr. script for younger children

**Preparation**
1. Read through the script and write in the blanks along the side possible actions/sound effects the children could do to act it out.

**Instructions**
1. Tell the children that they will be re-enacting the story together as you tell it.
2. As you read the script, lead the children in actions/sound effects to do with you.
3. If desired, you can read the script and stop at certain sentences and ask them what a good action/sound effect would be to act out what you just read.
4. Repeat the re-enactment one or two times more.

## CASE REPLAY, SR: OLDER CHILDREN

**Description:** The children act out the story as a three-scene play. You will narrate it using the Case RePlay, Sr. script and they will act it out (no spoken words, for the most part), with each child assuming a different character's role. This activity is most suitable for first grade and up. You will review the story, then practice it a few times before performing it for others.

**Materials**
The Case RePlay, Sr. script
White board or other large format paper
Costumes and props

**Preparation**
1. Prepare for the play by choosing costumes and props for each character in the story. Decorate the area with any scenery props.
2. Write the words "Beginning," "Middle," "End" on a large piece of paper/whiteboard with plenty of space under each heading. You will use this paper to help the children think about the story as a three-scene play, as it is presented in the script.

**Instructions**
1. Tell the children that they will get to act out the story as a three-scene play, with a beginning, middle and end section. Tell them that before they can act it out, they need to think it out. as you narrate it with your script.
2. Take the children's answers as they recount the story, helping them put key incidents in the right order.
3. If desired, when they have filled in their Beginning, Middle, End, read through your whole (real) script, so they hear exactly what you will have them act out.
4. Then tell the children that it's time to practice acting out the story.
5. Assign parts to each child. If you are using costumes, do NOT give them out at this point. They will be a distraction.
6. Have all the children sit on the floor or in chairs on one side of the "stage," then call the characters up in place as their part in the story comes.
7. As you read the script, guide the children in where you want them to move or do to act it out.
8. After going through the whole script once, give out any costumes and props and act out the script once or twice more.

**Optional TAKING IT TO OTHERS Activity: Re-enacting the Story**
Read the script as the children act out together (younger) or assuming different roles (older) as the other children or the parents watch.

# CASE REPLAY, JR--YOUNGER KIDS (KINDERGARTEN) P.2

Welcome to our Case Story Re-Action! The name of our story is: The Case of the Tiny Terror.

Our story takes place in New Testament times, when Jesus lived on earth.

And now we present: "The Case of the Tiny Terror."

**Scene 1:**
Little Paradise was famous for its balsam trees from which medicine and some of the world's best perfume was made. Men fought and died to own the balsam trees. Whoever owned them made a lot of money. At the time of our story, the Romans ruled over the Jews. They got lots of tax money from everything that was bought and sold in Israel. Little Paradise was the third richest tax station because of the money made from the balsam trees and all the traders who passed through there. The Jews hated the tax collectors. The Romans didn't want to deal with the Jews, so they got other Jews to be tax collectors for them. They allowed them to squeeze as much money as they could and could keep whatever extra they got. A Jewish man named Mr. Pure- Righteous was the head tax collector in Little Paradise. He became very, very rich from tax collecting…and very, very hated, too. His name should have been Mr. Unpure-Unrighteous he was so wicked. No one but other tax collectors and outcasts would come near him. He was not allowed to worship in the synagogue or in the Temple. He couldn't even eat with other Jews or step into their house w/o making them unclean—unacceptable before God—the other Jews thought. There seemed to be no hope for him.

**Scene 2:**
One day, exciting news spread through town. Jesus and His disciples along with other Jews were about to pass through Little Paradise on their way to celebrate Passover in Jerusalem. Jesus had just healed the blind beggar who sat near the road on the edge of town. The streets filled up with crowds wanting to see Jesus, walking along with his disciples and the healed blind man. Mr. Unpure-Unrighteous came out to the street to see Jesus, too, but he was too short to see over the crowds and too hated (and unclean) for anyone to let him through to the front. He became so desperate to see Jesus that he ran down the road and climbed up a mulberry-fig tree.

**Scene 3:**
From the tree he could see Jesus, but be hidden from Jesus and the crowd, too. After all, he was Mr. Unpure-Unrighteous. Jesus came to where he was, looked up and called him by name to come down and asked him to let stay at his house. Mr. Unpure-Unrighteous rejoiced and quickly came down the tree. Mr. Unpure-Unrighteous turned from his sins, believed in Jesus and was forgiven. Now he became Mr. Pure Righteous because Jesus had taken away his sins. The people grumbled that Jesus had stayed at the house of such a wicked, unclean man as Mr. Unpure-Unrighteous. Jesus knew the people were wrong. He had come to seek and save lost sinners like this man. Mr. Unpure-Unrighteous stood up before them and Jesus and showed that he had become Mr. Pure-Righteous thru Jesus. He promised to give away half of his money to the poor and use the other half to pay back everyone he had wronged four times what he had taken.

**Bible Truth Tie-In:** The Bible Truth we are learning is: **God Created Us as Perfect Law Keepers, But We Are All Lawbreakers.** The people of Little Paradise were wrong in thinking that Mr. Unpure-Unrighteous was too great of a lawbreaker to be worthy of seeing Jesus. Jesus knew that all those people were lawbreakers in need of a Savior. He had come to seek and save people who knew they were lost in their sins.

**Actions:**

# CASE REPLAY, SR--OLDER KIDS (1ST GRADE AND UP) P.3

Welcome to our Case Story Re-Action! The name of our story is: The Case of the Tiny Terror.

Our story takes place in New Testament times, when Jesus lived on earth.

The characters in our story are: Mr. Pure-Righteous; Romans; Other tax collectors and outcasts; traders; people of Little Paradise (Jericho); blind man; and, Jesus and his disciples.

And now we present: "The Case of the Tiny Terror."

**Scene 1: (Beginning)**
Little Paradise was famous for its balsam trees from which medicine and some of the world's best perfume was made. Men fought and died to own the balsam trees. Whoever owned them made a lot of money. At the time of our story, the Romans ruled over the Jews. They got lots of tax money from everything that was bought and sold in Israel. Little Paradise was the third richest tax station because of the money made from the balsam trees and all the traders who passed through there. The Jews hated the tax collectors. The Romans didn't want to deal with the Jews, so they got other Jews to be tax collectors for them. They allowed them to squeeze as much money as they could and could keep whatever extra they got. A Jewish man named Mr. Pure- Righteous was the head tax collector in Little Paradise. He became very, very rich from tax collecting…and very, very hated, too. His name should have been Mr. Unpure-Unrighteous he was so wicked. No one but other tax collectors and outcasts would come near him. He was not allowed to worship in the synagogue or in the Temple. He couldn't even eat with other Jews or step into their house w/o making them unclean—unacceptable before God—the other Jews thought. There seemed to be no hope for him.

**Scene 2: (Middle)**
One day, exciting news spread through town. Jesus and His disciples along with other Jews were about to pass through Little Paradise on their way to celebrate Passover in Jerusalem. Jesus had just healed the blind beggar who sat near the road on the edge of town. The streets filled up with crowds wanting to see Jesus, walking along with his disciples and the healed blind man. Mr. Unpure-Unrighteous came out to the street to see Jesus, too, but he was too short to see over the crowds and too hated (and unclean) for anyone to let him through to the front. He became so desperate to see Jesus that he ran down the road and climbed up a mulberry-fig tree.

**Scene 3: (End)**
From the tree he could see Jesus, but be hidden from Jesus and the crowd, too. After all, he was Mr. Unpure-Unrighteous. Jesus came to where he was, looked up and called him by name to come down and asked him to let stay at his house. Mr. Unpure-Unrighteous rejoiced and quickly came down the tree. Mr. Unpure-Unrighteous turned from his sins, believed in Jesus and was forgiven. Now he became Mr. Pure Righteous because Jesus had taken away his sins. The people grumbled that Jesus had stayed at the house of such a wicked, unclean man as Mr. Unpure-Unrighteous. Jesus knew the people were wrong. He had come to seek and save lost sinners like this man. Mr. Unpure-Unrighteous stood up before them and Jesus and showed that he had become Mr. Pure-Righteous thru Jesus. He promised to give away half of his money to the poor and use the other half to pay back everyone he had wronged four times what he had taken.

**Bible Truth Tie-In:** The Bible Truth we are learning is: **God Created Us as Perfect Law Keepers, But We Are All Lawbreakers.** The people of Little Paradise were wrong in thinking that Mr. Unpure-Unrighteous was too great of a lawbreaker to be worthy of seeing Jesus. Jesus knew that all those people were lawbreakers in need of a Savior. He had come to seek and save people who knew they were lost in their sins.

# Down from the Tree and into His House

**Description**

Children will make a picture of Mr. Unpure-Unrighteous coming down from the tree to take Jesus to his house.

**Materials**

Copy of pictures, 1 set per child
Cardstock
One large
Scissors
Markers
Pencils
One butterfly paper "brad" per child
Clear tape (optional)

**Preparing the Craft**

1. Copy picture onto the cardstock (or other paper).
2. Cut out picture of Zacchaeus for youngest children.
3. Set out coloring supplies, glue and pencils.
4. Make a copy of the craft.

**Making the Craft**

1. Show the children a copy of the craft.
2. Have the children color the scene and Zacchaeus. Children can color in their own leaves and other details to the scene.
3. Carefully cut out slit in paper. (teacher does this for younger children). If desired, reinforce the sides of the slit with the clear tape. (Not as necessary if you use cardstock because it is sturdy.)
4. Place "Unpure-Unrighteous" on top of the paper strip, lining up the black dots. Use the brad to pierce through both pieces of paper at the black dot, with ends coming through to the back side of the paper strip. Spread out wings of the brad to secure in place.
5. From the back side of the picture, slip Mr. Unpure-Unrighteous through the slit and into place in the tree. The paper strip stays back behind the picture. The children can slide him down the slit, out of the tree and to his house.

**Optional TAKING IT TO OTHERS Activity: Craft Presentation**

If you are presenting the craft to other children or parents the children can hold up their crafts (or your model craft) and read their Bible Truth Connection answers to explain the importance of the craft.

CASE CRAFT

## Discussion Guide

**Instructions:**
As the children are settled into making their craft, ask them these questions to help them understand the craft's significance. Use the answers provided to guide the children's answers.

**Discussion Questions**

1. Who hid up in a tree? Why?
*Mr. Unpure-Unrighteous (Zacchaeus). He was too short to see over the crowd; and, he probably was happy to hide from both Jesus and the crowd because of what a great sinner he was.*

2. What surprising thing did Jesus say to Mr. Unpure-Unrighteous?
*To come down from the tree and take Him to his house to stay.*

3. What did the people of Little Paradise do when Jesus went to stay with Mr. Unpure-Unrighteous? Why? *They grumbled. They thought a great teacher like Jesus shouldn't have anything to do with a terrible sinner like Mr. Unpure-Unrighteous.*

4. What is Bible Truth that we are learning?
*God Created Us as Perfect Law Keepers, But We Are All Lawbreakers.*

5. What does our craft have to do with our Bible Truth: God Created Us Perfect Lawkeepers, But We Are All Lawbreakers?
*The people were wrong to think Mr. Unpure-Unrighteous was too wicked for Jesus to help. It wasn't just people like Mr. Unpure- Unrighteous who are lawbreakers. They—like all people—are all lawbreakers who do not deserve Jesus' help. Jesus came to seek and save any person lost in their sins who will turn from their sins and trust in Him as Savior.*

6. What can our craft help us remember?
*There is never anyone—no matter how wicked—who cannot receive forgiveness and eternal life, if they truly turn from their sins and trust in Jesus as Savior.*

TAKING IT TO OTHERS

## Craft Presentation

**Instructions:**
Have children hold up your model craft/their crafts. Choose five children (or you say) the five sections below to explain the craft's importance.

**Presentation:**

1. Our craft is: Down from the Tree, Into the House.

2. In Little Paradise, the people grumbled when Jesus told Mr. Unpure-Unrighteous to come down from the tree and take Him to his house to stay. They thought a great teacher like Jesus shouldn't have anything to do with a terrible sinner like Mr. Unpure-Unrighteous.

3. Our Bible Truth is: God Created Us as Perfect Law Keepers, But We Are All Lawbreakers.

4. The people were wrong to think Mr. Unpure-Unrighteous was too wicked for Jesus to help. It wasn't just people like Mr. Unpure- Unrighteous who are lawbreakers. They—like all people—are all lawbreakers who do not deserve Jesus' help. Jesus came to seek and save any person lost in their sins who will turn from their sins and trust in Him as Savior.

5. Our craft can help us remember that there is never anyone—no matter how wicked—who cannot receive forgiveness and eternal life, if they truly turn from their sins and trust in Jesus as Savior.

Note: Even non-readers can participate in presenting the craft, if you will whisper what they are to say in their ear and let them say it aloud for the others to hear.

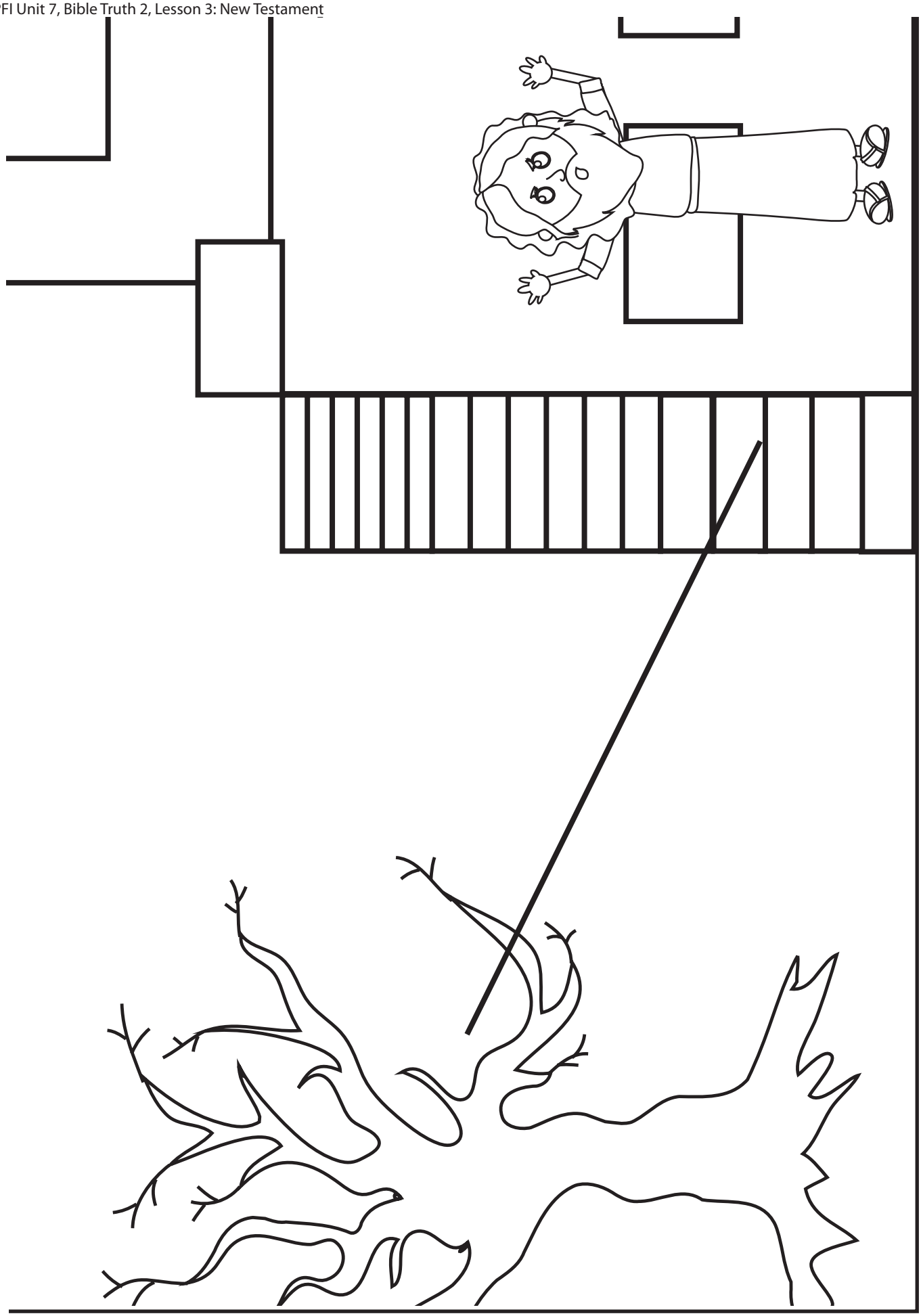










# TREAT SOMEONE LIKE A VIPP Pray for a Very Important Prayer Person P.1

## BEFORE CLASS:

### 1. PICK YOUR PERSON

VIPPs can be anyone in your church! Typically, they fall into 6 categories: Church staff, Elders, Deacons/deaconesses, Special Volunteers (people who aren't paid, but spend a lot of time helping out in particular ways), Supported Workers (aka missionaries), and Church Members.

### 2. GATHER YOUR FACTS

Use the VIPP Information Sheet to write down the facts about your VIPP. The information on this worksheet is used in the VIPP activities, listed in the "Choose an Activity" section below.

## DURING THE ACTIVITY:

### 1. INTRODUCE YOUR VIPP

Introduce your VIPP to the children, using the VIPP Information Sheet. Fill in a set of VIPP Clue Cards with the information for your VIPP. If desired, you can even have the actual person come into class for the children to meet.

Need help describing what someone does for the church in a kid-friendly way? Check out the list of common VIPPs on the Praise Factory website in the PFI resources. There are lots of kid-friendly descriptions for common VIPP's, such as pastors, elders, deacons and a lot more.

### 2. PRAY!

Lead the children in praying for the VIPP. Ask the children if they would like to pray for one of the VIPPs prayer requests. Even non-readers can pray for the VIPP if you whisper the prayer request in their ear, then let them say it aloud. Never force a child to pray!

### 3. CHOOSE AN ACTIVITY

There are two activities you can use to help the children learn about the VIPP:

**VIPP Clue Cards:** These are nine coloring sheets in which children fill in the nine things they learn about the VIPP from the VIPP Information Sheet. Photocopy a set of each child. Use as few or as many of these Clue Cards as you desire.

**VIPP Game:** This is a game that uses a set of Clue Cards for one or two VIPPs.
Choose a VIPP and fill in his/her information on the VIPP Information Sheet. Fill in a set of VIPP Clue Cards with the information for your VIPP. Tell the children about the VIPP, having them fill in the VIPP Clue Cards with the key facts as they learn them. Write any words the children need to write on a white-board or other piece of paper so they can see how to spell them. Help younger children write these words on their clue cards. Ideas for how to tell the children about many common VIPPs are listed at praisefactory.org with the resources for this Bible Truth.

**Optional TAKING IT TO OTHERS Activity: Introduce and Pray for the VIPP**
If you are presenting the VIPP to other children or parents you can assign children to hold up the 10 clue cards and say what each card tells about the VIPP. (Or, you can have the children hold them up as you tell what each one means.) Then lead the children in praying for the VIPP.

# Game: Crabbin' Around

**Materials**
Information Sheet for two VIPPs
2 Sets of Clue Cards
Tape
A Bag

**Preparing the Game**
1. Fill in one set of clue sheets for the VIPP you are using.
2. Put all the Clue Cards in a bag, except for the ones with the names and pictures of the VIPPs.
3. Tape the picture and name of each VIPP to the wall, about 3 feet from the ground.

**Playing the Game**
***Reveal:*** Tell the children about the VIPPs, showing them your filled-in clue cards as you tell about them.

***Review:*** Put the Clue Cards for both VIPPS put in one bag. Mix up. Have children sit down, with their legs in front of them and their hands propped behind them. Show them how to get in crab position and try moving around. (Moving on hands and feet, with front side facing up). Tell them that you will pull out a clue, tell them what it is and they are to crab-crawl their way to the picture of the person who it belongs to. Give them the answer after everyone has run to their guessed person. Continue until all clues have been used up.

# VIPP INFORMATION SHEET P.3

## VIPP NAME:

_____

## WHAT VIPP LOOKS LIKE

Man or Woman? _____

Hair color? _____

Eye color?_____

## FAVORITE ANIMAL

_____

_____

## FAVORITE FOOD

_____

_____

## FAVORITE FREE TIME ACTIVITY

_____

_____

## WHAT VIPP DOES DURING WEEK

_____

_____

_____

_____

## VIPP GROUP OF SERVICE:

Church Member  Deacon

Elder  Church Staff

Special Volunteer  Supported Worker (Missionary)

## 3 WAYS VIPP SERVES CHURCH

_____

_____

_____

_____

_____

_____

_____

_____

## 3 WAYS TO PRAY FOR THE VIPP

_____

_____

_____

_____

_____

_____

_____

_____

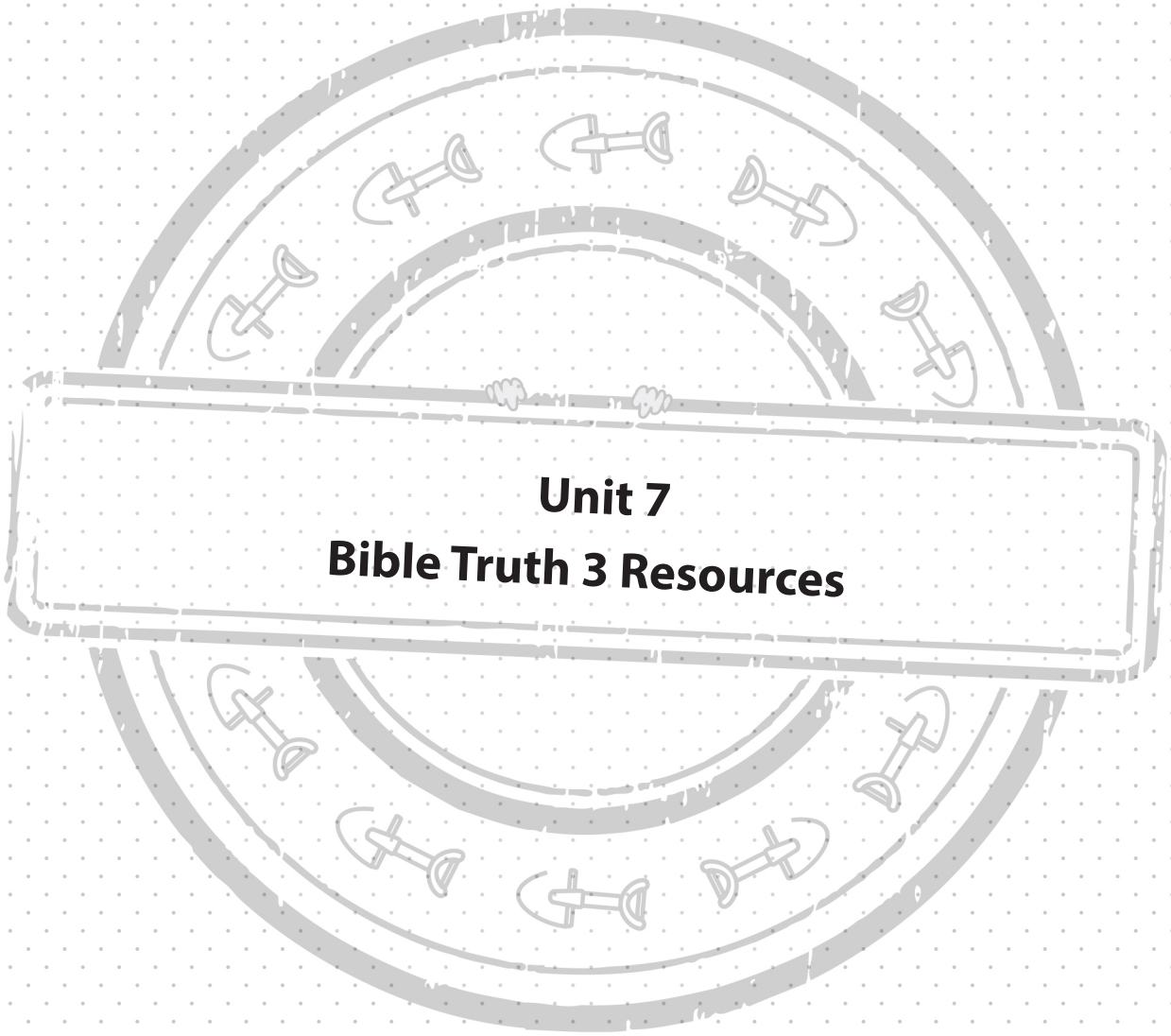

# Unit 7
# Bible Truth 3 Resources

# BIBLE TRUTH 3 OVERVIEW

## Unit 7: The Law-Giving God

**Big Question and Answer:** "What Are God's Laws Like? God's Laws Are Perfect!"
**Bible Verse:** "The law of the Lord is perfect, reviving the soul; the rules of the Lord are true, and righteous altogether. More to be desired are they than gold, even much fine gold; (sweeter also than honey and drippings of the honeycomb. Moreover, by them is your servant warned;) in keeping them there is great reward."
Psalm 19:7, 9,11 ESV

## Bible Truth 3 Concept: God Gave Us His Laws To Convict Us Of Sin, That We Might Be Saved

God made each of us with a heart that tells us what is right and wrong. When we hear God's laws, we know that they are right. When we disobey God's laws, we know that we are doing wrong. We know we are not the perfect law-keepers God created us to be and calls us to be.

God's laws remind us that we deserve God's punishment for our sins, but that's not all God has planned for His laws to do. He has also planned for His laws to show us our sin, that we would turn away from our sins and be saved.

God loves to save sinners! Jesus promised that whoever comes to Him, repenting of their sins and trusting in Him as their Savior, He will never turn away. No matter how bad of a lawbreaker they have been, He will forgive their sins and save them. He will forgive us all of our sins, if we repent of our sins and trust in Jesus as our Savior.

## Bible Truth 3 Bible Verse

***Meditation Version: Isaiah 55:6-7***
"Seek the Lord while he may be found; call upon him while he is near; let the wicked forsake his way, and the unrighteous man his thoughts; let him return to the LORD, that he may have compassion on him, and to our God, for he will abundantly pardon."

***Alternate Memory/Games Version: Isaiah 55:6,7***
"Let the wicked forsake his way, and the unrighteous man his thoughts; let him return to the LORD, that he may have compassion on him, and to our God, for he will abundantly pardon."

## Bible Truth 3 ACTS Prayer

**A** God, we praise You for being so merciful. You are the God who convicts sinners of sins to save them, not just condemn them.

**C** God, we confess that we have broken Your good laws in many ways. We deserve Your punishment! We need a Savior!

**T** Thank You, God for giving us Your laws that show us what sin is. Thank You for using Your laws to not just show us we are sinners, but to point us to our need of Jesus as our Savior.

**S** God, work in our hearts! Help us turn away from our sins and trust in Jesus as our Savior.

## Bible Truth 3 Stories

**Lesson 1: The Case of the Great Griever (Old Testament)**
*Exodus 20, 24; Leviticus; 2 Chronicles 28-30; 1 Kings 6-7; 2 Kings 16-18; Isaiah 7-9*

**Lesson 2: The Case of the Robber's Riches (Story of the Saints)**

**Lesson 3: The Case of the Convicting Convict (New Testament)**
*Matthew 3,4,5,14; Mark 6:14-29; Luke 3,2***)**
*1 Samuel 17-20; 2 Samuel 9; Daniel 1,6*

# LESSON PLAN: BIBLE TRUTH 3 (1 Lesson Plan for ALL 3 Lessons) P.1

## 1. GETTING STARTED: Welcome and Opening Songs *(introduce unit and get kids moving with these songs)*

**Welcome**

"Welcome to Praise Factory. We're so glad you've joined us! Here at the PFI we are investigators. (That's what the "I" stands for!) Investigators look for answers to questions. In PFI, we look for answers to big questions about God. We dig deep down in the truths of God's Word to find them."

**Praise Factory Theme Song**

"Let's sing our Praise Factory Investigator's theme song."

**PFI: Praise Factory Investigators** *PFI ESV Songs 7, Track 1*

We're PFI: Praise Factory Investigators,
Diggin' deep down for truths in God's Word,
That's PFI: Praise Factory Investigators,
Diggin' deep down for truths in God's Word,
We're looking for answers to very big questions,
Big questions about God,
If you're looking for answers to very big questions 'bout God, come along,
Join PFI: Praise Factory Investigators,
Diggin' deep down for truths in God's Word,
That's PFI: Praise Factory Investigators,
Diggin' deep down for truths in God's Word.
Deep down, diggin' down, Let's go diggin' down,
Deep down, diggin' down,
'Til answers to all our Big Questions we've found.
We're PFI: Praise Factory Investigators,
Diggin' deep down for truths in God's Word,
That's PFI: Praise Factory Investigators,
Diggin' deep down for truths in God's Word.

**Classroom Rules Song**

An important part of Praise Factory is helping us worship God and love one another. Our WoGoLOA song reminds us how we should act. Let's sing it."

**WoGoLOA Rules Song** *PFI ESV Songs 7, Track 2*

Refrain:
WoGoLOA means "Worship God and love one another,"
WoGoLOA means "Worship God and love one another."

WoGo means "Worship God."
Sound off, 1,2,3,
Joyfully take part,
Listen to others,
Obey your teachers. *(Refrain)*

LOA means "Love One Another."
Sound off, 1,2,3,
Be kind,
Be encouraging,
Help others, help others. *(Refrain twice)*

**1. GETTING STARTED, continued**

**Opening Prayer**

"Let's ask God to help us obey these rules, and to help us worship Him and love one another as we learn more about Him today. Let's pray." *Pray.*

**Big Question Under Investigation:**

"Now it's time to turn to today's **Big Question Under Investigation**.

It's: **What Are God's Laws Like?**

**Big Question 7 and Songs**

God is our Creator and our king. He gave us good laws to live by. God commands us to keep His laws. They are how He wants us to live because they reflect His righteousness: His perfect love, goodness and fairness. And, they are the best way for us to live. God's laws are wonderful, but none of us obey them as we should since we are all sinners. We will always need a Savior to please God. We will never be able to do it by keeping God's laws on our own.

So the answer to our Big Question, **'What Are God's Laws Like?**" is:
**God's Laws Are Perfect!**

"Let's sing our Big Question Song(s): *choose one or both*

**Big Question 7 Song** *PFI ESV Songs 7, Track 3*
*(adapted version of "The Farmer in the Dell")*
What are God's laws like?
What are God's laws like?
What are God's laws like?
God's laws are perfect!

**What Are God's Laws Like?** *PFI ESV Songs 7, Track 4*

*Refrain:*
What are God's laws like?
What are they like?
God's laws are perfect!
God's laws are perfect!
What are God's laws like?
What are they like?
God's laws are like Him,
They are good and just.

Verse 1
God is our creator,
He's in charge of the whole world.
He gave us laws to live by,
They are written in His Word. *Refrain*

Verse 2
God's laws are the best way,
For us all to live,
God calls us to obey them,
To reflect His righteousness. *Refrain*

## 1. GETTING STARTED, continued

**Unit 7 Bible Verse**

"How do I know this is true? The Bible tells me so!

Psalm 19:7, 9, 11 tells us: "The law of the LORD is perfect, reviving the soul; the rules of the LORD are true, and righteous altogether. More to be desired are they than gold, even much fine gold; sweeter also than honey and drippings of the honeycomb. Moreover, by them is your servant warned; in keeping them there is great reward."

**Big Question 7 Bible Verse Song** *PFI ESV Songs 7, Track 5*
**The Law of the LORD: Psalm 19:7**

The law of the LORD is perfect, The law of the LORD is perfect,
The law of the LORD is perfect, Psalm Nineteen, seven. (repeat)

*Or you can sing:*
**The Law of the LORD Is Perfect: Psalm 19:7,9,11** *PFI ESV Songs 7, Tracks 6,7*

The law of the LORD is perfect, the rules of the LORD are true;
The law of the LORD is perfect, the rules of the LORD are true;
More to be desired are they than gold, than much gold, that much fine gold;
Sweeter also than honey, than drippings of the honeycomb. *(repeat)*
In keeping them is much reward. Psalm Nineteen, seven, nine, and eleven.

God's laws, written down in the Bible, are a wonderful gift! We know that God made sure they were written down just right. We can study them and know how He wants us to live. If we live by them, God will use them to keep us out of trouble and to bless us. As we learn them, God's Holy Spirit can work in our heart, using them to save us and to change us. What a treasure they are!

## 2. DIGGING DEEP DOWN: Key Concept and Story *(introduce the Bible Truth and tell the related story)*

**Bible Truth 3**

"It's time for us to dig down deeper for answers to our Big Question. We're learning **FIVE** Bible Truths that all tell us something about God's perfect laws. We've learned some already. Can you remember any of them? (God's Laws Are Written in the Bible; and, God Created Us Perfect Law-Keepers, but We Are All Lawbreakers)

The Bible Truth we are going to be thinking about today is:
**God Gave Us His Laws to Convict Us of Our Sin that We Might Be Saved.**

God made each of us with a heart that tells us what is right and wrong. When we hear God's laws, we know that they are right. When we disobey God's laws, we know that we are doing wrong. We know we are not the perfect law-keepers God created us to be and calls us to be.

God's laws remind us that we deserve God's punishment for our sins, but that's not all God has planned for His laws to do. He has also planned for His laws to show us our sin, that we would turn away from our sins and be saved.

God loves to save sinners! Jesus promised that whoever comes to Him, repenting of their sins and trusting in Him as their Savior, He will never turn away. No matter how bad of a lawbreaker they have been, He will forgive their sins and save them. He will forgive us all of our sins, if we repent of our sins and trust in Jesus as our Savior.

**2. DIGGING DEEP DOWN, continued**

**Bible Truth 3 Hymn**

"Long ago, a man named Edwin Hatch was thinking about this Bible truth, too. He wrote the words to a hymn called "Breathe on Me, Breath of God" We're going to learn two verse from it.

**Breathe on Me, Breath of God** *PFI ESV Songs 7, Track 15*

**Verse 1**
Breathe on me, Breath of God,
Fill me with life anew,
That I may love what Thou dost love,
And do what Thou wouldst do.

We are all sinners. We were made to love and obey God, but we have all turned away from that most wonderful of lives. Only God can change us and He can, by His Holy Spirit. The Holy Spirit is nicknamed the "Breath of God." Our breath fills our body with the air that it needs to live. The Holy Spirit fills God's people with Himself so that they can know and love God and have His eternal life. God will send His Holy Spirit to work this way in us when we turn from our sins and trust in Jesus as our Savior. This song is a prayer asking Him to do this.

**Bible Truth 3 Bible Verse and Song**

"The Bible verse we are going to be digging down into for this Bible Truth is:

**Isaiah 55:6-7**
"Seek the Lord while he may be found; call upon him while he is near; let the wicked forsake his way, and the unrighteous man his thoughts; let him return to the Lord, that he may have compassion on him, and to our God, for he will abundantly pardon."

What is wickedness and unrighteousness? It is disobeying God and His good laws. That means we all are wicked; we all are unrighteous. That means we all deserve God's just punishment for our sins. But God is so merciful! He uses His laws to show us our wickedness and unrighteousness that we might forsake (turn away from) our sin and turn to Him for forgiveness through Jesus and be saved. God will forgive our sins when we do this! Every single one!

We've said our Bible verse, now let's sing it!

**Seek the LORD** *PFI ESV Songs 7, Track 16*
Seek the LORD while He may be found,
Call upon Him while He is near,
Seek the LORD while He may be found,
Call upon Him while He is near,
Let the wicked forsake his way,
And the unrighteous man his thoughts,
Let him return to the LORD,
That he may have compassion on him,
That he may have compassion on him,
Isaiah Fifty-five, six and seven.

## 2. DIGGING DEEP DOWN, continued

### LESSON 1 STORY

**Old Testament Story:**

**The Case of the Colossal Clean-Up**
*Exodus 20, 24; Leviticus; 2 Chronicles 28-30; 1 Kings 6-7; 2 Kings 16-18; Isaiah 7-9*

"Now it's time for today's story called: **The Case of the Colossal Clean-Up.**
**As you listen to the story, see if you can figure out:**
**1. Colossal means "really big." Who ordered a really big clean up? What was being thrown away?**
**2. What did the people of Israel and Judah deserve? What did they receive from the LORD instead? How did they show they were repenting of the sins?**
*(If desired, write these questions on a sheet of paper to refer to when the story is finished.)*

*Read story.*

*After reading story, ask for the children's answers to the questions.*
**1. Colossal means "really big." Who ordered a really big clean up? What was being thrown away?** King Hezekiah ordered the Temple be cleaned of all the idols, then all the beautiful things used to worship the LORD put back in their proper places.
**2. What did the people of Israel and Judah deserve? What did they receive from the LORD instead? How did they show they were repenting of the sins?** They deserved nothing but his punishment for choosing to rebel against Him, over and over. They did receive some of His punishment, but lots of His mercy, too. He promised to send them a Savior; and, He accepted their sacrifices when they restored the Temple. They showed their repentance by getting rid of the idols and by once more coming to worship Him at the Temple.

*Close in prayer. (prayer suggestions included at end of story)*

### LESSON 2 STORY

**Story of the Saints:**

**The Case of the Robber's Riches**

"Now it's time for today's story called: **The Case of the Robber's Riches.**
**As you listen to the story, see if you can figure out:**
**1. What riches did the robbers steal?**
**2. Which robber found another, far greater kind of riches? How did he receive these?**
*(If desired, write these questions on a sheet of paper to refer to when the story is finished.)*

*Read story.*

*After reading story, ask for the children's answers to the questions.*
**1. What riches did the robbers steal?** They robbed merchants of whatever they carried in their wagons.
**2. Which robber found another, far greater kind of riches? How did he receive these?** An old-man robber found salvation through Jesus. When he heard God's Word read, the Holy Spirit worked in his heart. He was convicted of his sins, turned from them and trusted in Jesus as his Savior.

*Close in prayer. (prayer suggestions included at end of story)*

## 2. DIGGING DEEP DOWN, continued

### LESSON 3

**New Testament Story:**

**The Case of the Convicting Convict**
*Matthew 3,4,5,14; Mark 6:14-29; Luke 3,2*

"Now it's time for today's story called: **The Case of the Convicting Convict.**

**As you listen to the story, see if you can figure out:**
**1. A convict is someone who has been arrested and put in jail. Who was the convict? Why was he in jail?**
**2. Who did he hope to convict of his sins that he might repent? Did this person repent?**
*(If desired, write these questions on a sheet of paper to refer to when the story is finished.)*

*Read story.*

*After reading story, ask for the children's answers to the questions.*
**1. A convict is someone who has been arrested and put in jail. Who was the convict? Why was he in jail?**
John (the Baptist). Herod and his wife didn't like that he said that they were sinners for getting married. (She had been Herod's brother's wife first.)
**2. Who did he hope to convict of his sins that he might repent? Did this person repent?**
Herod. No, he did not.

*Close in prayer. (prayer suggestions included at end of story)*

## 3. TAKING ACTION: Response Activities *(choose from among these activities)*

**Response Activities**

- **ACTS Prayer Activity:** Add your own prayer requests to the ACTS prayer
- **Sneaky Snack**: Story-related snack
- **Bible Truth Review Activity:** Game with questions related to the Bible Truth
- **Bible Truth Hymn:** Music activities to learn a portion of a Bible Truth-related hymn
- **Bible Verse Review Activity:** Game with questions related to Bible Truth Bible verse
- **Bible Verse Song:** Music activities to learn the Bible Verse song
- **Story Review Activity:** Game with questions related to the Bible Truth and Case
- **Case RePlay, Jr. and Sr.:** Two drama activities that review the story: one for younger children, one for older children.
- **Craft:** Story-related craft
- **VIPP (Very Important Prayer Person):** Game and a coloring activity to help children learn about people in your church and how to pray for them.
  *(VIPP resources: found online or at back of this book)*

## 4. TAKING IT TO OTHERS *Optional presentations for the last few minutes of class*

**Presenting to Other Children**

*If you split the children into different response activities, you can gather the children together again and have each small group make presentations to show the other children what they learned. Presentation ideas are included in the resources for each activity.*

**Presenting to Parents**

*If you keep your children together for response activities, you can have them make a presentation of something they have learned to their parents when they come to pick them up from class. Presentation ideas are included in the resources for each activity.*

## 5. TAKING IT HOME *(Take Home Sheet)*

**PFI Pronto**

*Give out the PFI Pronto for the case story as well as any other materials as the children are dismissed.*

# BIBLE TRUTH 3, LESSON 1: PLANNER/OVERVIEW

## GETTING STARTED: Welcome and Opening Songs *(introduce unit and get kids moving with these songs)*

**Welcome to Praise Factory:** PFI: Praise Factory Investigators Theme Song *PFI ESV Songs 7, Track 1*

**Rules to Help Us Worship God and Love One Another:** WoGoLOA Classroom Rules Song
*PFI ESV Songs 7, Track 2*

**Big Question Under Investigation:** Big Question 7 Songs *PFI ESV Songs 7, Tracks 3,4*

**Big Question Bible Verse:** Psalm 19:7,9,10,11 Songs: *PFI ESV Songs 7, Tracks 5,6,7*

## DIGGING DEEP DOWN: Key Concept and Story *(introduce the Bible Truth and tell the related story)*

**Bible Truth 3:** God Gave Us His Laws to Convict Us of Our Sin, That We Might Be Saved

**Bible Truth Hymn:** Breathe on Me, Breath of God, v.1 *PFI ESV Songs 7, Track 15*

**Bible Verse**: Isaiah 55:6-7

**Bible Verse Song:** Seek the LORD *PFI ESV Songs 7, Track 16*

**Lesson 1 Old Testament:** The Case of the Colossal Clean-Up
*Exodus 20, 24; Leviticus; 2 Chronicles 28-30; 1 Kings 6-7; 2 Kings 16-18; Isaiah 7-9*

## TAKING ACTION: Response Activities *(choose from among these activities)*

**Snack and Discussion Planner:** Broken Idols in the Kidron Valley

**ACTS Prayer:** Prayer Sheet

**Bible Truth Review:** Discussion Questions and Game: Rush to Safety

**Bible Truth Hymn:** Breathe on Me, Breath of God, v.1 *PFI ESV Songs 7, Track 15*
Song, Sign Language and Song Game: Big Voice, Little Voice **PFI ESV Songs 7 BOOK or ONLINE**

**Bible Verse Review:** Isaiah 55:6-7,13 Discussion Sheet and Game: Memory Verse Limbo

**Bible Verse Song:** Love Isaiah 55:6-7,13 *PFI ESV Songs 7, Track 16*
Song, Sign Language and Song Game: Sign It, Say It, What Does It Mean? **PFI ESV Songs 7 BOOK or ONLINE**

**Story Review:** Discussion Questions and Game: Spoon and Ball Relay

**Case Replay, Jr: Drama Activity for Youngest Children** (children do same story actions together)

**Case Replay, Sr: Drama Activity for Most Children** (children re-tell story with individual parts)

**Craft:** Burnt Offerings on the Bronze Altar

**VIPP (Very Important Prayer Person) Prayer Time:** Coloring Sheets (back of book) & Game: Hit the Wall

## TAKING IT HOME: Take Home Sheet for Review and Family Devotions

**PFI Pronto:** Bible Truth 3, Lesson 1 **PFI ESV PRONTOS 7 BOOK or ONLINE**

# OLD TESTAMENT STORY P.1

**The Case of the Colossal Clean-Up** by Connie Dever

*Exodus 20, 24; Leviticus; 2 Chronicles 28-30; 1 Kings 6-7; 2 Kings 16-18; Isaiah 7-9*

**Our story is called:**
**The Case of the Colossal Clean-Up.**
**As you listen to the story, see if you can figure out:**
1. Colossal means "really big." Who ordered a really big clean up? What was being thrown away?
2. What did the people of Israel and Judah deserve? What did they receive from the LORD instead? How did they show they were repenting of the sins?

Our story starts about in Jerusalem, about 1000 years before Jesus lived on earth.

From the time David captured Jerusalem from the Jebusites, he longed for it to be a city dedicated to the glory of the LORD. David wanted to build a beautiful Temple in Jerusalem for the "Name of the LORD ," where all people could come and worship Him. It would be where the LORD's special Presence with His people would dwell--just like it had in the Tabernacle. But this time, it would be a permanent house, not a tent that moved around. Guided by the Holy Spirit, David made the plans for the Temple that his son, King Solomon, would build one day.

It took seven, long years for the Temple to be built; and, oh, how magnificent it was when it was finished! The Temple itself was made of white marble. The sun shone brightly off of the white stone, as if the glory of the LORD shone out from it.

One of the first things you saw as you entered the Temple courtyard was the "Sea"—a huge, bronze tub on a tall base. It was carved with twelve bulls and filled with special water. This was where the priests would wash before entering the Temple. Near it stood the great, bronze altar on which all burnt offerings to the LORD were to be made. Every morning and every night, the priests sacrificed a lamb as a burnt offering on it. This was to be a sign of the people's daily promise live for the LORD. The people brought their own sacrifices to the priests, too. They brought sin offerings for their sins, and fellowship offerings to thank God for His blessings.

Inside the Temple were two special rooms: The Holy Place and The Most Holy Place. The walls were decorated with carvings of cherubim and vines. The Holy Place was lit by a golden lampstand with seven wicks shaped like almond buds. It was to be kept burning at all times, as a sign of God's constant presence. By its light the priests could see to burn incense and oil on the golden Altar of Incense, every morning and night As the incense and oil hit the hot coals on the altar, a fragrant cloud filled the Holy Place. This cloud stood for the prayers of the people constantly going up to God. There was also a golden table with twelve loaves of bread, baked fresh each Sabbath. These stood for the twelve tribes of Israel, living in the LORD's presence.

Just beyond the Altar of Incense was a curtain, beautifully woven with cherubim. Hidden behind it was the Most Holy Place. This was the most special part of the Temple. It was here that the golden box called the Ark of the Covenant stood. On the top of the box were two golden cherubim whose wings bent over their backs and met in the middle as they faced each other. Inside the Ark were the two stone tablets of the Ten Commandments. These were the solemn covenant the LORD and the people of Israel made with each other long ago on Mount Sinai. The LORD promised to take care of them and they promised to keep His laws. Curses and blessings came with these promises. Blessings, if they kept their promises. Curses, if they did not.

There, between the cherubim and over the Law of the Covenant that rested in the Ark, the LORD promised His special presence to dwell, like a throne room into Heaven. Only once a year did anyone get to go inside the Most Holy Place. On that day—called the Day of

**Story-telling Tips**

Ahead of time:
1. Read the Bible verses and story. Pray!
2. Create story cue cards on index cards (or highlight text).
3. Practice telling story dramatically, timing your presentation Shorten, if necessary to fit your allotted time.
4. Decorate area with story props that help bring your story alive.

During your presentation:
1. Maintain as much eye contact as possible as you tell the story. Point to/use props at important points in the story. Include the kids in your story with a few questions about what they think will happen or words/concepts that might be new to them.
2. Watch the kids for signs that their attention span has been reached. Shorten, if necessary.

Atonement-- the high priest would bring a special blood offering to sprinkle on the cover of the Ark between the cherubim. This offering the LORD accepted to purify the Most Holy Place of the people's sinfulness, so that His Presence could keep dwelling there among them. After all, the LORD was a holy God. He expected them to be a holy people, too. Any broken law, any sin, even if just an accident, broke fellowship with Him.

But the wonderful thing about the LORD was that He was not only holy, He was merciful, too. He accepted the sacrifices of all who brought them in repentance for their sins and faith in Him as covering for their sin. It was no wonder that people from all twelve tribes of Israel would wait with great expectation outside in the Temple courts for the high priest to return from the Most Holy Place. As he pronounced their sacrifice accepted and their sins covered, all the people let out such a great roar of joyful praise to the LORD that it seemed to thunder through all of Jerusalem. How wonderful was their God! How merciful He was to sinners who turned to Him in repentance and faith!

I am sorry to say that those days full of praise in Jerusalem did not last very long for the twelve tribes of Israel. After King Solomon died, the twelve tribes split apart and became two separate nations…and bitter enemies. The ten tribes in the north called themselves "Israel." The tribes in the south called themselves "Judah." Israel build a new royal city called Samaria and set up golden calves to worship. Soon the golden calves were not enough. They began to worship Baal and Astarte, the idols of the peoples around them.

Like Israel, Judah often abandoned the worship of the LORD, too. They began to turn away from the LORD and worship idols--especially when Aha was their king. Ahaz closed the Temple and sent away the priests--God's presence was no longer wanted. God's laws lay inside the Ark of the Covenant forgotten. The Israelites rebelled against God and made no sacrifices in repentance and faith that they might be forgiven.

The Israelites had broken their promises to the LORD. Would He just stand by and do nothing? No, He would not! God's promises of blessings for obedience to His covenant were about to change to curses for disobedience! He sent prophets to warn them of His coming punishment. They urged the people to turn back to the LORD, but they refused and kept worshiping their idols.

So God allowed enemy armies to come in and attack first Israel, then Judah. 120,000 soldiers were killed! 200,000 women and children were taken away as captives! Enemies stood ready to destroy them completely. Would this be the end of Israel and Judah? They certainly deserved for it to be!

But this wasn't to be the end, for the LORD is a God of great mercy to His rebellious people. He would be true to His Covenant promises, even when His people were untrue to theirs. So, even in those terribly wicked days of King Ahaz, the LORD made an amazing promise of mercy. One day He would send the Messiah--a Savior. He would be born of a woman who had no husband. His father would be no man, but God, Himself! And the baby would be none other than "Immanuel", God with Us. Yes! God, Himself! God's Son, come to earth! This Messiah would come and save His people from their sins, once and for all. And we know His name, don't we? It's Jesus!

But the LORD didn't wait until the day of Immanuel to have mercy on Judah. Even right then, while King Ahaz was still on the throne, the LORD was quietly at work in the hearts of some. He helped them to keep remember the Covenant they made with Him. He showed them their sins and helped them repent and worship Him. They waited for better days when King Ahaz would be gone and once more they could restore the worship of the LORD to Judah. Among those waiting was none other than King Ahaz' son, Prince Hezekiah.

As soon as Ahaz died, King Hezekiah set to undo his father's wickedness. He flung open the Temple's doors and called a meeting for all the Levites and priests.

"Listen to me, priests and Levites! Make yourselves and the Temple clean again! It's time to worship the LORD again! Our fathers were unfaithful to Him. That's why our enemies have attacked us. But we are going to repent and turn back to the LORD. We are going to make a new covenant with Him," Hezekiah said.

The Levite leaders set right to work. They dumped all the idols in the trash dump down in the Kidron Valley, outside of town and put all the beautiful things used to

worship the LORD back in place. It was time to worship the LORD again!

King Hezekiah and the people of Jerusalem gathered together with the priests, offering up thousands of offerings. They confessed their sins and promised to serve and love the LORD. In repentance and faith were turning back to worship Him. They sang the beautiful psalms that David had written for them to sing in the Temple, complete with cymbals, harps, lyres and trumpets. How great was rejoicing that day! Hezekiah and all the people rejoiced at what God had brought about for his people, because it was done so quickly.

Then King Hezekiah sent messengers throughout all of Judah and Israel: "Come, join us in Jerusalem for Passover! Turn away from your idols! Turn back to the LORD! He will forgive you! He will turn away your enemies, for God is gracious and compassionate," he urged them.

Some of the people refused to repent. But many others were convicted of their sins and set out for Jerusalem. They wanted to turn back to the LORD. What a celebration it was when they gathered together! For the first time in hundreds of years, people from the twelve tribes joined together to worship the LORD. They offered up Passover lambs in repentance and faith. King Hezekiah, himself, prayed to the LORD to accept their sacrifices and have mercy upon them. The LORD heard his prayer and forgave them. And the people celebrated for two weeks straight!

## Cracking the Case:

**It's time to answer our Case Questions.**

**1. Colossal means "really big." Who ordered a really big clean up? What was being thrown away?** King Hezekiah ordered the Temple be cleaned of all the idols, then all the beautiful things used to worship the LORD put back in their proper places.

**2. What did the people of Israel and Judah deserve? What did they receive from the LORD instead? How did they show they were repenting of the sins?** They deserved nothing but his punishment for choosing to rebel against Him, over and over. They did receive some of His punishment, but lots of His mercy, too. He promised to send them a Savior; and, He accepted their sacrifices when they restored the Temple. They showed their repentance by getting rid of the idols and by once more coming to worship Him at the Temple.

## Something for You and Me

**Our Bible Truth is:**
**God Gave Us His Laws to Convict Us of Sin,**
**That We Might Be Saved**
**Our Bible Verse is: Isaiah 55:6-7**
"Seek the LORD while he may be found; call upon him while he is near; let the wicked forsake his way, and the unrighteous man his thoughts; let him return to the Lord, that he may have compassion on him, and to our God, for he will abundantly pardon."

How very different those days of Temple sacrifices and idol worship may seem from our day! Jesus, the Messiah, Immanuel, has come and offered Himself as the final sacrifice for the sins of all who by repentance and faith turn to Him as Savior. There is no need for the blood of animal sacrifices now. And perhaps in our part And perhaps in our part of the world we see very few idols. But nonetheless, there are still some things that are very much like those days long ago. The hearts of people are just as stubborn and rebellious now as they were then. People still do not want to hear that they are lawbreakers deserving God's punishment. They resist confessing their sins and turning in repentance and faith to Jesus as Savior. If we are honest with ourselves, we know that all of our hearts are stubborn and rebellious, too. Let's praise God for His work then and now in the rebellious, hard hearts of people. Let's ask Him to soften the hearts of people in our world today that many would confess their sins and by repentance and faith, to trust in Jesus as their Savior. Let's ask Him to do that in our hearts, too. *Close in prayer.*

## Closing ACTS Prayer

**A** God, we praise You for being so merciful to sinful people. We praise You for being willing to forgive those who turn to You for forgiveness of their sins.

**C** God, we confess that like the people of Israel and Judah, we are sinners who have chosen to break Your commands. We need a Savior!

**T** God, we thank You for promising to send a Savior to save all those who turn from their sins and trust in Jesus as their Savior. Thank You for convicting Your people of their sins, that they would turn away from their sins and trust in Jesus.

**S** God, work in our hearts! Convict us of our sins, that we might turn away from them and trust Jesus as our own Savior.

# ACTS PRAYER ACTIVITY

Use this sheet to write down your ACTS Prayer

**Instructions:**
Use this sheet to help the children apply the Bible Truth into a prayer. You can use the ACTS provided or even better, have the kids think of their own applications. Also have the children add their personal requests to the prayer, too. Lead the children in the prayer or let them pray sections, with your help. Never force a child to pray! Non-readers can participate by you whispering a section of the prayer into their ear and allowing them to pray it aloud for the group.

## ADORATION:

God, we praise You for being so merciful. You are the God who convicts sinners of sins to save them, not just condemn them.

God, we praise You for being.....

Add your own Adorations:

## CONFESSION:

God, we confess that we have broken Your good laws in many ways. We deserve Your punishment! We need a Savior!

God, we have sinned against You....

Add your own Confessions:

## THANKSGIVING:

Thank You, God for giving us Your laws that show us what sin is. Thank You for using Your laws to not just show us we are sinners, but to point us to our need of Jesus as our Savior.

God, we thank You for...

Add your own Thanksgivings:

## SUPPLICATION:

God, work in our hearts! Help us turn away from our sins and trust in Jesus as our Savior.

God, we need Your help...

Add your own Supplication:

## SNEAKY SNACK

Can you figure out how this snack ties in with our case?

**Snack: Broken Idols in the Kidron Valley**

Paper cup "Kidron Valley" with chex mix and teddy graham altar and idol pieces thrown down in it. Could also line the top of the cup with broccoli floret "trees" by making a slit in the bottom of the florets and sticking them down onto cup sides. Alternatively, you could cut off top and scoop out a baked potato, mash the insides with salt, pepper, butter, milk and put back inside leaving a depression in middle as valley. Could stick a few broccoli pieces/parsley, etc around edges to make green slopes and stick the chex mix/teddy grahams in middle. Fun, but definitely more work! (NOTE: If concerned about peanut allergies, don't use store-bought Chex mix. Just buy little pretzel sticks and Chex cereal(s) and make your own nut-less version.)

This is only a suggestion. Feel free to modify. Be mindful of allergy issues among your children!

**Case Tie-in:** After years and years of rebelling against the LORD and worshiping idols, King Hezekiah led the people in repenting. They cleaned out the Temple and threw the idols out into the Kidron Valley (the dump). They brought back all the beautiful things used to worship the LORD and began to worship Him again.

## SOUL FOOD

Food for thought during snack time

1. What does the snack have to do with the story?

Choose a few questions from the other activity discussion sheets to talk about during this snack time.

2.

3.

4.

5.

6.

7.

# BIBLE TRUTH 3 REVIEW P.1

Directions: Read and discuss Bible Truth, using a FEW of the questions. Play game. Feel free to modify the game to fit your children.

**God Gave Us His Laws to Convict Us of Our Sin, That We Might Be Saved**

God made each of us with a heart that tells us what is right and wrong. When we hear God's laws, we know that they are right. When we disobey God's laws, we know that we are doing wrong. We know we are not the perfect law-keepers God created us to be and calls us to be.

God's laws remind us that we deserve God's punishment for our sins, but that's not all God has planned for His laws to do. He has also planned for His laws to show us our sin, that we would turn away from our sins and be saved.

God loves to save sinners! Jesus promised that whoever comes to Him, repenting of their sins and trusting in Him as their Savior, He will never turn away. No matter how bad of a lawbreaker they have been, He will forgive their sins and save them. He will forgive us all of our sins, if we repent of our sins and trust in Jesus as our Savior.

**Understanding the Bible Truth**

1. What has God given us to tell us what is right and wrong? *A heart.*
2. What do we know when we hear God's laws? *That they are right.*
3. How do we know we are not the perfect law-keepers God calls us to be? *We disobey God's laws.*
4. What do God's laws remind us? *That we are sinners deserving God's punishment.*
5. What wonderful, merciful thing did God plan for His laws to do? *To show us our sin that we would turn away from our sins, trust in Jesus and be saved.*
6. What did Jesus promise all people, no matter how badly they have sinned? *Whoever comes to Him, having truly repented of their sins and trusted in Him as Savior, He will never turn away.*
7. How can Jesus make this promise? *Because He paid for all the sins of all who would ever turn from their sins and trust in Him.*

**Bible Verse Connection Question**

1. What does our Bible Truth have to do with our **Bible Verse: Isaiah 55:6-7**: "Seek the Lord while he may be found; call upon him while he is near; let the wicked forsake his way, and the unrighteous man his thoughts; let him return to the LORD, that he may have compassion on him, and to our God, for he will abundantly pardon.?
*We seek the LORD by praying to Him and by reading His Word. His Word shows us that we are sinners deserving God's punishment. But it also promises that all who forsake their wicked ways (their rebellion against God) and their evil thoughts and turn to the LORD, He will have mercy on them. He will abundantly pardon.*

**Bible Truth Story Connection Questions**

1. How did the Israelites know that it was wrong to worship the idols and to stop offering sacrifices to the LORD at the Temple? *Their heart told them, especially as they heard the laws of the Covenant and God's Word, God had given them through Moses.*
2. How did the LORD remind the people of His laws to convict them of sin that they might be saved? *Through the prophets and through King Hezekiah and the couriers he sent throughout Judah and Israel.*
3. How did the people who were convicted of their sins and turned to be saved show it? *They got rid of the idols, they brought offerings for their sins, they sang praises to God, and they made a covenant to keep God's laws again.*

**Life Application Questions**

1. How do we know what is wrong? *We know through the heart that God gave us, especially as we hear the Word of God.*
2. How does the LORD remind us of His laws to convict us of sin that we might be saved? *As we read His Word, we know His laws. His Holy Spirit uses it to show us our sin that we might confess them to God and turn to trust Jesus as our Savior.*

# BIBLE TRUTH 3 REVIEW P.2

**Life Application Questions**

1. Have you ever found it hard to persevere in faithful love to someone else? When?
2. What is something good for God's people to remember when they have to forgive someone and they don't want to? *Remember God's forgiveness of their sins; remember that it is His command to forgive others.*
3. How can we become God's people? *By turning away from our sins and trusting in Jesus as our Savior.*

**ACTS Questions**

1. What is something we can praise God for because of this Bible Truth? *Praise God for His great love for His people shown through sending His Son to save His people.*
2. What are sins we can confess to God because of this Bible Truth?
*Confess that we have not loved others as God calls us to.*
3. What is something we can thank God for because of this Bible Truth?
*Thank God for giving us people who love us. Thank God for His Holy Spirit who helps His people love others as God wants them to.*
4. What is something we can ask God for because of this Bible Truth?
*Ask God to work in our hearts and make us His people. Ask God to help us to turn from our sins and trust in Jesus as our Savior. Ask God to fill us with His Holy Spirit and help us to love others in the same way that He has loved His people.*

**The Gospel**

1. God wants His people to love others as He has loved them? How has God shown His great love to His sinful people? What is the gospel?
*God is the good Creator and King of the world. He made people to worship Him and live by His good laws. But we are all sinners who have rebelled against Him. We all deserve death--God's just, eternal punishment for our sins. How terrible! But God has good news for us. In His great mercy, God sent His Son Jesus to earth to save sinners. Yes, Jesus, the perfect Son of God, left His home in heaven and became a man. He lived the perfect life that pleases God. (He's the only one who has ever done that!) He offered it up to God His Father as the perfect sacrifice for sins when He suffered and died on the cross. Then, on the third day, Jesus rose from the dead in victory. He had fully paid for the sins of God's people, so they wouldn't have to! Now all who turn away from their sins and trust in Jesus as their Savior will receive forgiveness of sins and eternal life with God. They will be His very own special people who will know Him and enjoy Him forever. We can be God's people, too, if we turn from our sins and trust in Jesus as our own Savior.*

## Game: Rush to Safety

**Materials**
Construction Paper
CD and CD player
Masking Tape
Small bowl or bag
Bible Truth Questions

**Preparing the Game**
1. Choose 20+ questions for your game from the Bible Truth Discussion Questions, or make up your own.
2. Write the Bible Truth questions on small thin strips of paper (or make a photocopy of the Bible Truth Discussion Questions and simply cut them into strips) and put them in the bag/bowl.
3. Cut circles about 9" in diameter, enough for every child but one.
4. Tape the circles on the floor around the room.

**Playing the Game**
Point out the safety spot circles on the floor. Tell the children that you will tell the children to move however you command them to move, such as march, walk, skip, crab crawl, etc. (BUT NOT RUN!!!) when you play the music. But when the music stops, they are to get to a safety spot. Show them that there is one spot too few for them all so that someone will be caught out. The child who has no safety spot picks a question for the class to answer. If the class answers it correctly, then the child is added back into the group. If not, then the child stays out and another safety spot is removed.

Game continues as number of questions, time, and attention span allow.

NOTE: Have the children who are "out" help make up actions for the other children to do, put them in charge of the music, etc. along with you. This will keep them happily occupied as they continue.

**Non-competitive Option**
Have the child without a safety spot choose a question for the class, but then join the game, even if the class gets it wrong. Add the question back into the bag for further review. Don't reduce the number of safety spots.

**Optional TAKING IT TO OTHERS Activity: Quiz Questions**
Have the children choose a few of the questions from the game to ask the parents/other children during TAKING IT TO OTHERS time. Help pre-readers by whispering the question in their ear and letting them ask it aloud to the parents/other children. Make sure you read the Bible verse aloud before you ask your questions.

# BIBLE TRUTH HYMN P.1

Directions:
1. Write words to song in large print before class.
2. Play the song for the children, helping them follow along on the song sheet.
3. Discuss the song, using a few questions from the discussion sheet. *Don't use them all!*
4. Introduce sign language for key words of your choice from sign language sheet for your song. Use as few or as many as you think the children can learn.
5. Sing and sign the song. Sign language as well as large format lyrics and sheet music are found in the PFI Unit Songbook or online.
6. If desired, play the Song Game.

**Optional TAKING IT TO OTHERS Activity: Presenting and Singing the Song**
1. Sing and sign the song, encouraging the watching children/parents to join in.
2. Ask the class some of the questions listed below. The Bible Truth Connection Question is particularly good to help them understand how the song ties in with the Bible Truth.

**Breathe on Me, Breath of God**

**Verse 1**
Breathe on me, Breath of God,
Fill me with life anew,
That I may love what Thou dost love,
And do what Thou wouldst do.

**Listen to it on PFI ESV Songs 7, Track 15**

## Understanding the Song

1. Who is the "Breath of God"? Why? *The Holy Spirit is nicknamed the "Breath of God." Our breath fills our body the air that it needs to live. The Holy Spirit fills our spirit with Himself so that we can know and love God and have eternal life.*
2. What does it mean to ask the Holy Spirit to breath on us? *To fill our hearts with Himself.*
3. What does it mean for the Holy Spirit to fill us with life anew? *"Life anew" means "new life." The Holy Spirit is the One who comes into our sinful, rebellious hearts, cleanses them of sin and fills them with love for God. This is called "new life" because it is such a big change from living however our sinful hearts want to live. It is being dead in our spirit (not knowing or loving God) and then being made alive in our spirit (knowing and loving God).*
4. How does the singer of the song want the Holy Spirit to help him love? *What God loves.*
5. What does God love? How do we know this? *God loves Himself—Father, Son and Holy Spirit and the glory of His name. He loves all of His good and holy ways. He loves all of His creation, especially people who He made in His image. We know this from the Bible.*
6. What does the singer of the song want the Holy Spirit to help him do? *To do what God would do.*
7. What does God do that the singer wants to do? How do we know this? *God does many things that humans cannot do; but there are some things that God does that humans can at least act like. We can love Him and we can love others. We can bring glory to God's name. We can live by His holy laws. We can hate evil. We know what God wants us to do by reading His Word, especially His laws.*

## Bible Truth Connection Question

1. How does this song relate to our Bible Truth: **God Gave Us His Laws to Convict Us of Our Sin, That We Might Be Saved**?

*It is the Holy Spirit who convicts us of our sin when we hear God's laws. He is the one that works in our hearts to want to stop rebelling against God and start repenting. He works in us to love what God loves and to want to do what God would have us do. It is by His work that we turn in faith to trust Jesus as our Savior.*

## Story Connection Question

1. How does this song relate to today's story? *Most of the Israelites rebelled against God and His good laws, but God, through His Holy Spirit, preserved the love of a few--Prince Hezekiah being among them. When he became king, the first thing he did was to get rid of the idols, renew the covenant and restore worship of the LORD. The Holy Spirit was at work in the hearts of Hezekiah and the Israelites who gathered in Jerusalem to worship the LORD. He had reminded them of God's laws and used them to convict them of their sins. He had given them hearts filled anew with a desire to know, love and serve God. They repented of their sins and wanted to love what He loved and do what He would have them do. The LORD heard their prayers offered in faith and repentance, and forgave them.*

# BIBLE TRUTH HYMN P.2

**Bible Connection Question**

1. What does this hymn have to do with our Bible Verse: ***Isaiah 55:6-7***: "Seek the Lord while he may be found; call upon him while he is near; let the wicked forsake his way, and the unrighteous man his thoughts; let him return to the LORD, that he may have compassion on him, and to our God, for he will abundantly pardon."?
*The Breath of God is a nickname for the Holy Spirit. He works in the hearts of people, showing them their sin and helping them to forsake their evil ways. Without the Holy Spirit, no one will turn away from their sins and turn to God for forgiveness. This hymn is a prayer asking the Holy Spirit to work inside our hearts, giving us new life and filling us with love for God. These are gifts that God gives us when, in His mercy, we turn to Him and He freely pardons us.*

**Life Application Questions**

1. How can our lives be affected by the message of this song? *We can praise God sending the Holy Spirit to work in rebellious hearts, bringing them to conviction of sin and faith in Jesus. We can ask God to send His Holy Spirit to use God's laws to bring conviction of sin in our own hearts and the hearts of others. We can ask Him to help us to love and to do what the LORD loves and would have us do.*

**ACTS Questions**

1. What is something we can praise God for from this hymn?
*Praise God for being the Giver of His Holy Spirit who can change us.*
2. What are sins we can confess to God from this hymn?
*That many times we do not love God as we should. We love ourselves and our own ways better. We deserve His punishment! We need a Savior!*
3. What is something we can thank God for from this hymn?
*We can thank God being able to change even our hard hearts, filling them with His new life and with love for Him.*
4. What is something we can ask God for from this hymn?
*That God would work in our hearts and give us new life. We can ask Him to help us to love and do whatever He would have us do.*

**Gospel Question**

1. How can we receive new life from God? How can we be saved from our sins? What is the gospel?
*God is the good Creator and King of the world. He made people to worship Him and live by His good laws. But we are all sinners who've rebelled against Him. We all deserve death--God's just, eternal punishment for our sins. How terrible! But God has good news for us. In His great mercy, God sent His Son, Jesus to earth as a man to save sinners. He lived the perfect life that pleases God. (He's the only one who's ever done that!) He offered it up to God His Father as the perfect sacrifice for sins when He suffered and died on the cross. Then, on the third day, Jesus rose from the dead in victory. He had fully paid for the sins of God's people, so they wouldn't have to! Now all who turn away from their sins and trust in Jesus as their Savior will receive forgiveness of sins and eternal life with God. They will be His very own special people who will know Him and enjoy Him forever. We can be God's people, too, if we turn from our sins and trust in Jesus as our own Savior.*

# Song Game: Big Voice, Little Voice

**Materials**
Song
Sign language signs used in the song printed out onto little cards
Blindfold

**Preparing the Game**
None.

**Playing the Game**
1. Practice the song and signs until the children know them well. Then tell them: "Children, we are going hide a sign language sign and see if one of you can find it… with a little help from the rest of us!"
2. Choose someone to be "It" and blindfold them. Choose another child to hide one of the sign language cards. When it's hidden, "It" can remove the blindfold and begin to look.
3. The rest of the children will sing the song in a louder voice when "It" gets closer to the hidden sign and quieter when "It" gets further from the sign.
4. When "It" finds the hidden clue, another "It" is chosen and play begins again.

Game continues as number of questions, time, and attention span allow.

# BIBLE VERSE REVIEW P.1

choose a FEW questions for discussion, then choose the game and/or music activity

***Meditation Version: Isaiah 55:6-7***
"Seek the Lord while he may be found; call upon him while he is near; let the wicked forsake his way, and the unrighteous man his thoughts; let him return to the LORD, that he may have compassion on him, and to our God, for he will abundantly pardon."

***Alternate Memory/Games Version: Isaiah 55:6,7***
"Let the wicked forsake his way, and the unrighteous man his thoughts; let him return to the LORD, that he may have compassion on him, and to our God, for he will abundantly pardon."

**Understanding the Bible Verse**

1. Who should we seek? *The LORD.*
2. Why is the word "LORD" in all capitals, instead of little letters like most names? *"LORD" is a substitute word for the real name of God: Yahweh. The Israelites felt the name Yahweh too holy and special for people to say or even write. They wrote the word LORD instead.*
3. What does it mean to seek the LORD while He may be found and while He is near? *Does it mean that sometimes He hides from people or goes far away from them? God gives us a very special gift when we understand that we are sinners and we need to ask Him for forgiveness to be saved. It is a decision we must make before we die; and the sooner we make it, the better. Our hearts might become harder or more rebellious; our lives might even end. We should seek the LORD's forgiveness today, because we do not know what will happen next.*
4. What is a wicked person, an unrighteous man like? *Anyone who does not love God, but rebels against His good ways over and over and over.*
5. What should the wicked, the unrighteous man do? *Forsake (turn away from) their (sinful, rebellious)ways and thoughts.*
6. Since Christians do sinful things, are they wicked or evil? *Christians are wicked, evil people who have confessed their sins to God. They have forsaken their sinful ways and thoughts and have turned to trust in Jesus as their Savior. They still fight sinful temptations and may many times give into them in sinful ways, but Jesus has forgiven them and by His Holy Spirit living in their hearts, gives them strength to keep fighting against sin.*
7. What happens to the wicked, evil person who forsakes his sinful ways/thoughts and turns to the LORD? *He promises to show him mercy and pardon.*
8. Why can the LORD pardon wicked people? *Because Jesus took the punishment for the sins of all who will ever turn from their sinful ways and trust in Him.*

**Bible Truth Connection Question**

1. What does this verse have to do with the **Bible Truth: God Gave Us His Laws to Convict Us of Our Sin, That We Might Be Saved?**

*God's laws make it clear to people what wickedness. He uses it to convict them of their wickedness that they might forsake their ways and turn to Him for pardon through Jesus and be saved.*

**Story Connection Questions**

1. How does this verse relate to our story? *Hezekiah and the people gathered in Jerusalem before the Temple to confess their sins and turn back to the LORD. The LORD heard their prayers offered with hearts full of repentance and faith, and He had mercy on them and pardoned them.*

**Life Application Questions**

1. What wickedness do we struggle with in our own hearts?
2. What wonderful gift does God offer us, even though we are sinners? How can we receive it? *Forgiveness of sins and eternal life! By turning from our sins and trusting in Jesus as our own Savior.*

# BIBLE VERSE REVIEW P.2

**ACTS Questions**

1. What is something we can praise God for from this Bible Verse?

*Praise God for being Someone We Can Find When We Seek Him.*

2. What are sins we can confess to God from this Bible Verse?

*That many times we don't want to seek the LORD. We don't want to forsake our rebellious ways. We deserve God's punishment! We need a Savior!*

3. What is something we can thank God for from this Bible Verse?

*We can thank God for offering full pardon for sins, even to the worst of sinners, when they turn from their sins and trust in Jesus as their Savior.*

4. What is something we can ask God for from this Bible Verse?

*We can ask God to work in our hearts that we would want to turn away from disobeying Him and trust in this wonderful Jesus as our own Savior. We can ask Him to help us seek Him.*

**The Gospel**

1. What did Jesus do so that sinners can be forgiven their sins instead of facing God's eternal punishment? What is the gospel?

*God is the good Creator and King of the world. He made people to worship Him and live by His good laws. But we are all sinners who have rebelled against Him. We all deserve death--God's just, eternal punishment for our sins. How terrible! But God has good news for us. In His great mercy, God sent His Son Jesus to earth to save sinners. Yes, Jesus, the perfect Son of God, left His home in heaven and became a man. He lived the perfect life that pleases God. (He's the only one who has ever done that!) He offered it up to God His Father as the perfect sacrifice for sins when He suffered and died on the cross. Then, on the third day, Jesus rose from the dead in victory. He had fully paid for the sins of God's people, so they wouldn't have to! Now all who turn away from their sins and trust in Jesus as their Savior will receive forgiveness of sins and eternal life with God. They will be His very own special people who will know Him and enjoy Him forever. We can be God's people, too, if we turn from our sins and trust in Jesus as our own Savior.*

# Game: Memory Verse Limbo

**Materials**
Bible verse written up in large print so that all can see
A broom or other long pole

**Preparing the Game**
None.

**Learning the Verse**
Some or all of your children may be non- or early readers. Teach the verse in sections, having them say it after you. Repeat a few times. Add clapping or other movement as they say it.

**Directions**
1. If desired, lead the children in a discussion of a ***FEW*** of the most important questions before beginning game.
2. Explain the game to them as follows:
Have the children line up. Have everyone say the verse together. Start with the pole at head height and have each child say the verse before "limbo-ing" (bend backwards without touching the pole) under the pole. Feel free to help the children say the verse. After everyone has gone through at the first height, lower a few inches and repeat the process. (Say verse and have children go through). A child is "out" when he/she can no longer limbo without falling down or touching the pole.

Give children who have a failed limbo attempt the option of being restored to the limbo line again by saying the verse a second time (on their own, with a partner or with you); or, allow them sit quietly in a line in front of the limbo line so that they can help others still "limbo-ing" saying the verse (if needed) or simply watch.

Game continue as time or attention span allow.

**Non-competitive Option**
Let the children continue to limbo at each height, even if they have a failed attempt at a particular height.

**Optional TAKING IT TO OTHERS Activity: Quiz Questions**
Have the children choose a few of the questions from the game to ask the parents/other children during TAKING IT TO OTHERS time. Help pre-readers by whispering the question in their ear and letting them ask it aloud to the parents/other children. Make sure you read the Bible verse aloud before you ask your questions.

# BIBLE VERSE REVIEW: MUSIC P.4

Directions:
1. Write words to song in large print before class.
2. Play the song for the children, helping them follow along on the song sheet.
3. Discuss the song, using a few questions from the discussion sheet. *Don't use them all!*
4. Introduce sign language for key words of your choice from sign language sheet for your song. Use as few or as many as you think the children can learn.
5. Sing and sign the song. Sign language as well as large format lyrics and sheet music are found in the PFI Unit Songbook or online.
6. If desired, play the Song Game.

**Optional TAKING IT TO OTHERS Activity: Presenting and Singing the Song**
1. Sing and sign the song, encouraging the watching children/parents to join in.
2. Ask the class some of the questions listed below. The Bible Truth Connection Question is particularly good to help them understand how the song ties in with the Bible Truth.

**Seek the LORD**

Seek the LORD while He may be found,
Call upon Him while He is near,
Seek the LORD while He may be found,
Call upon Him while He is near,
Let the wicked forsake his way,
And the unrighteous man his thoughts,
Let him return to the LORD,
That he may have compassion on him,
That he may have compassion on him,
Isaiah Fifty-five, six and seven.

**Listen to it on PFI ESV Songs 7, Track 16**

## Song Game: Sign It, Say It, What Does It Mean?

**Materials**
Sign Language signs used in song, particularly choose words with important meanings you want the children to learn, such as "grace", "redeem", etc.
Bag or bowl

**Preparing the Game**
1. Cut out signs and put in bowl.

**Playing the Game**
1. Practice the song and signs until the children know them well. Then put all the signs we've learned in this bag/bowl and mix them up.
2. Ask one of the children to choose a sign, but not show it to anyone…but you, if they need some help.
3. Ask the child to do the sign for the rest of the children and see if the other children can guess which one it is. Do the sign with the child, if desired.
4. When the children guess the sign, ask them the meaning of the word. If no one guesses the sign, put it back in the bowl to be picked again.
5. Choose another child to pick a new sign from the bag and continue.

NOTE: You might want to sing the song after you do each word or couple of words.

# STORY REVIEW P.1

Directions: Read and discuss Bible Truth, using a FEW of the questions. Play game. Feel free to modify the game to fit your children.

**General Story Questions**

1. What did David plan Jerusalem to be? *A city dedicated to the glory and worship of the LORD.*
2. What did David make the plans for his son, Solomon, to build? *The Temple.*
3. What was the Temple like? *It was designed like the Tabernacle where the LORD's presence had dwelt with the Israelites. It had two special rooms inside: the Most Holy Place, which contained the Ark of the Covenant. AND, the Holy Place, which contained the Table of the Bread of Presence, the golden Lampstand and the Altar of Incense. Outside the entrance to the Temple were the Sea and the Altar of Burnt Offering.*
4. Who was the only human who could enter the Most Holy Place and when could he do this? *The high priest, only once a year on the Day of Atonement to purify the Most Holy Place of the people's sins so the LORD's presence could keep dwelling them there.*
5. What was inside the Ark and why was that important? *The two tablets with the words of the Covenant the LORD made with the people. These were the laws/promises which the people promised to keep. To break them would be to break fellowship with the LORD and bring His curses upon themselves*.
6. What happened to the twelve tribes of Israel? *They split into two nations: Israel in north, Judah in south.*
7. Who did Israel and Judah turn to worship instead of the LORD? *Idols of nations around them.*
8. What happened to Israel when it refused to listen to the prophets' words to repent and turn back to the LORD? *The Assyrian army came destroyed it and took it's people into captivity.*
9. Who was the wicked king in Judah? What did he do to the Temple? *King Ahaz. He shut the Temple. He took the Sea and Altar of Burnt Offering & used it to worship the god of Syria.*
10. How did the LORD punish Judah? *He allowed its enemies to kill many soldiers and take many women and children as captives. Other enemies stood ready to destroy it.*
11. How did the LORD show mercy to Judah? *Through prophet Isaiah told them that He, the Messiah Immanuel would come and save them from their sins. Preserved some of the people, including Prince Hezekiah, so that they kept loving and obeying Him even when everyone else did not.*
12. What did Hezekiah do as soon as he became king of Judah? *He had the priests and Levites get rid of all the idols in the Temple and purify it for worship of the LORD again. He led the people in offering sacrifices to the LORD and restoring the Covenant with the LORD.*
13. What did Hezekiah have the couriers do? Why was this important? *Go throughout Israel and Judah to gather all the people to celebrate Passover and worship the LORD in Jerusalem. All twelve tribes had been first called by the LORD to be His people. Hezekiah wanted to restore all twelve tribes back to the LORD, not just those in his kingdom of Judah.*

**Bible Truth Connection Questions**

1. What does this story have to do with our Bible Truth: **God Gave Us His Laws to Convict Us of Our Sin, That We Might Be Saved**? *After the people rebelled, the LORD sent His prophets to remind them of the laws of the Covenant they had made with Him. He did this so they would be convicted of their sin, repent and turn back to Him. He wanted to save them from their sins, not punish or destroy them for them.*

**Life Application Questions**

1. How are we like the people of Judah and Israel who refused to turn from their sins? *We have hearts that like to do things our own way, just like them. We do not like to hear that we are wrong and need to confess our sins and be forgiven.*
2. What is something we can ask God to use His law to do in our hearts? *Use it to convict us of our sins that we might confess our sins, turn and trust in Him as Savior and be saved.*

**Bible Verse Connection Question**

1. What does the story have to do with our **Bible Verse:** ***Isaiah 55:6-7***: "Seek the Lord while he may be found; call upon him while he is near; let the wicked forsake his way, and the unrighteous man his thoughts; let him return to the LORD, that he may have compassion on him, and to our God, for he will abundantly pardon."?

*When the people of Israel and Judah rebelled against the LORD, the LORD sent prophets to warn them to repent of their sins, that they might be forgiven. Those who did, the LORD had mercy on. He freely pardoned them, even though they did not deserve it.*

# STORY REVIEW P.2

**ACTS Questions**

1. What is something we can praise God for being that we learned in our story?

*Praise God for being so merciful to sinful people. Praise God for being willing to forgive those who turn to Him for forgiveness of their sins.*

2. What is something we can confess as sin that we learned in our story?

*Confess that like the people of Israel and Judah, we are sinners who have chosen to break His commands. We deserve His punishment. We need a Savior!*

3. What is something we can thank God for that we learned in our story?

*We can thank God for promising to send a Savior to save all those who turn from their sins and trust in Jesus as their Savior. We can thank God for convicting His people of their sins, that they would turn away from their sins and trust in* Him.

4. What is something we can ask God for that we learned in our story?

*We can ask Him to convict us of our sins. We can ask God to work in our hearts, helping us to turn away from our sins and trust Jesus as our own Savior.*

**The Gospel**

1. We are all born sinners. We choose to disobey God, even from birth. Is there any hope for us? What is the gospel?

*God is the good Creator and King of the world. He made people to worship Him and live by His good laws. But we are all sinners who have rebelled against Him. We all deserve death--God's just, eternal punishment for our sins. How terrible! But God has good news for us. In His great mercy, God sent His Son Jesus to earth to save sinners. Yes, Jesus, the perfect Son of God, left His home in heaven and became a man. He lived the perfect life that pleases God. (He's the only one who has ever done that!) He offered it up to God His Father as the perfect sacrifice for sins when He suffered and died on the cross. Then, on the third day, Jesus rose from the dead in victory. He had fully paid for the sins of God's people, so they wouldn't have to! Now all who turn away from their sins and trust in Jesus as their Savior will receive forgiveness of sins and eternal life with God. They will be His very own special people who will know Him and enjoy Him forever. We can be God's people, too, if we turn from our sins and trust in Jesus as our own Savior.*

# Game: Spoon and Ball Relay

**Materials**
Spoons, one per each team
Ping-pong Balls, one per each team
Masking Tape
Baskets: one small one per team; plus, one large one to be shared by all teams.
Story Review Questions, one per child
Paper and marker/pencil for writing questions and keeping score

**Preparing the Game**
1. Choose 20+ questions for your game from the Story Review Discussion Questions, or make up your own. Write point values to each question, such as 5, 10 and 25 points, depending upon how difficult they are.
**5 point questions: What does it say?** Simple fact questions, such as "How did Satan tempt Jesus to disobey God, His Father?"
**10 point questions: What does it mean?** Meaning questions, such as "Why was it important that Jesus obeyed God perfectly?"
**25 point questions: What does it mean to me?** Life application questions, such as "What is something God wants you to do that you find especially difficult to obey?

2. Fold up all the questions and place them in the large basket. Place all of the questions in the larger basket at a central point in the room. Use the tape to mark starting points for each team and place the smaller baskets next to the start line. Have a spoon and ping pong ball ready for each team.

**Playing the Game**
**Part 1: Getting the Questions:** Split the children into two teams. Have them line up behind the taped lines on the floor. Give the first person in each line a spoon and a ping pong ball. Tell the children that at your signal the first person will walk with the ball balanced in the spoon down to where the basket is. They are to drop the ball into the basket, pick up the ball again as well as a question from the basket and run back with the spoon, ball, and question to their team. They hand the spoon and ping pong ball to the next person in line and deposit their question in their smaller team basket located next to the start line. The relay continues until all children have had a turn.

**Part 2: Asking the Questions**
After the relay is finished, the children sit down in their groups. The leader will take a question from a team's basket, tell them how many points it is worth and ask them the question. If the team gets it right, then they get the points. If not, then any other team has a chance to win the points. The teacher then proceeds to the next team's basket and continues the process. At the end, add up the points and see who wins.

**Non-competitive Option**
Split the children into two groups and retrieve the questions as above until all the questions have been retrieved. Have the children of the two groups take turns pulling a question out of their basket for all the children to answer. Tally how many questions the children were able to get right. If desired, can play the game again, using only the questions they did not correctly answer. Ask them these again and see how many they get right the second time. Repeat as long as attention span allows or until all the questions have been correctly answered.

**Optional TAKING IT TO OTHERS Activity: Quiz Questions**
Have the children choose a few of the questions from the game to ask the parents/other children during TAKING IT TO OTHERS time. Help pre-readers by whispering the question in their ear and letting them ask it aloud to the parents/other children.

# CASE REPLAY ACTIVITIES P.1

Use this guide to review the Case Story and act it out for others to enjoy!

## CASE REPLAY, JR: YOUNGEST CHILDREN

**Description:** The children will act out the story together, everyone doing the same action/sound effect at the same time. This activity is most suitable for kindergarteners.

**Materials**
The Case RePlay, Jr. script for younger children

**Preparation**
1. Read through the script and write in the blanks along the side possible actions/sound effects the children could do to act it out.

**Instructions**
1. Tell the children that they will be re-enacting the story together as you tell it.
2. As you read the script, lead the children in actions/sound effects to do with you.
3. If desired, you can read the script and stop at certain sentences and ask them what a good action/sound effect would be to act out what you just read.
4. Repeat the re-enactment one or two times more.

## CASE REPLAY, SR: OLDER CHILDREN

**Description:** The children act out the story as a three-scene play. You will narrate it using the Case RePlay, Sr. script and they will act it out (no spoken words, for the most part), with each child assuming a different character's role. This activity is most suitable for first grade and up. You will review the story, then practice it a few times before performing it for others.

**Materials**
The Case RePlay, Sr. script
White board or other large format paper
Costumes and props

**Preparation**
1. Prepare for the play by choosing costumes and props for each character in the story. Decorate the area with any scenery props.
2. Write the words "Beginning," "Middle," "End" on a large piece of paper/whiteboard with plenty of space under each heading. You will use this paper to help the children think about the story as a three-scene play, as it is presented in the script.

**Instructions**
1. Tell the children that they will get to act out the story as a three-scene play, with a beginning, middle and end section. Tell them that before they can act it out, they need to think it out. as you narrate it with your script.
2. Take the children's answers as they recount the story, helping them put key incidents in the right order.
3. If desired, when they have filled in their Beginning, Middle, End, read through your whole (real) script, so they hear exactly what you will have them act out.
4. Then tell the children that it's time to practice acting out the story.
5. Assign parts to each child. If you are using costumes, do NOT give them out at this point. They will be a distraction.
6. Have all the children sit on the floor or in chairs on one side of the "stage," then call the characters up in place as their part in the story comes.
7. As you read the script, guide the children in where you want them to move or do to act it out.
8. After going through the whole script once, give out any costumes and props and act out the script once or twice more.

**Optional TAKING IT TO OTHERS Activity: Re-enacting the Story**
Read the script as the children act out together (younger) or assuming different roles (older) as the other children or the parents watch.

# CASE REPLAY, JR--YOUNGER KIDS (KINDERGARTEN) P.2

"Welcome to our play! The name of our story is called: The Case of the Colossal Clean-Up.

This is a Old Testament story. It took place takes place in Jerusalem, about 1000 years before Jesus lived on earth.

And now we present: "The Case of the Colossal Clean-Up."

**Scene 1:**

David dedicated Jerusalem to the glory and worship of the LORD. There, he would build the great Temple to the LORD. David planned it, but it was his son, Solomon who built it. It took King Solomon's workers seven years to build the Temple. Right outside the Temple building were two important things. There was the huge "Sea"--a bronze basin where priests washed before offering sacrifices. And, there was the bronze Altar of Burnt Offerings--where priests would offer up the sacrifices the LORD commanded for them to stay in fellowship with Him. Inside the Temple there were two rooms: the Holy Place and the Most Holy Place. In the Holy Place was the golden Lampstand--always lit as a sign of God's constant presence; the golden Table with twelve Loaves of Presence--one for each tribe of Israel; and, the gold Altar of Incense--on which the priests offered incense along with the prayers for the people. The LORD's Presence dwelled between the cherubim on the Ark of the Covenant in the Most Holy Place. Once a year the high priest brought blood to sprinkle upon the Ark to purify it of the people's sinfulness so that they could stay in fellowship with the LORD. The people rejoiced when the high priest came out of the Temple and pronounced that the LORD had accepted their offerings made in repentance and faith.

**Actions:**

**Scene 2:**

But those happy days were not to last. The twelve tribes split apart into two enemy nations. The ten northern tribes (Israel) quickly turned to worship bulls and other idols. The two southern tribes (Judah) kept worshiping the LORD at the Temple longer, but by the time of King Ahaz, they had turned to worship idols, too. They closed the Temple for worship. They took the Altar of Burnt Offering and the Sea and used them to worship the god of Syria. The LORD sent His prophets to Israel and Judah to urge them to confess their sins, turn to Him and be saved. Israel refused to listen and the LORD sent the Assyrian army down to take them into captivity. King Ahaz of Judah refused and the LORD sent enemies to kill many of their men and take many women and children as captives. Other enemies stood ready to attack. Still Ahaz would not repent. It should be the end of Judah, but the LORD showed mercy. He promised He would one day send a Messiah, Immanuel, to save them from their sins. He quietly worked in the hearts of some people to stay faithful to Him, including Prince Hezekiah.

**Scene 3:**

As soon as King Ahaz died, Hezekiah worked to restore the Temple and worship of the LORD. He had the priests dump all the idols in the Temple into the Kidron Valley dump. They cleaned out the Temple and set up everything the way it was supposed to be. They made 1000's of burnt offerings to purify the Temple and themselves. They sang praise songs and worshiped the LORD. Hezekiah wanted all the twelve tribes to return to worship the LORD. He sent couriers to all over Israel and Judah to come to worship the LORD and celebrate the Passover at the Temple. Some refused to repent and come worship the LORD. Many others did come. They threw all the rest of the idols in Jerusalem down into the Kidron Valley dump and celebrated the Passover together for two weeks. King Hezekiah prayed to the LORD to forgive them all. The LORD heard his prayers, saw the repentance and faith of the people, and forgave them.

**Bible Truth Tie-In:**

The Bible Truth we are learning is: **God Gave Us His Laws to Convict Us of Our Sin, That We Might Be Saved.** After many years of worshiping idols, King Hezekiah led the people in confessing their sin and turning back to the LORD. The LORD heard their prayers and forgave them.

# CASE REPLAY, SR--OLDER KIDS (1ST GRADE AND UP) P.3

"Welcome to our play! The name of our story is called: The Case of the Colossal Clean-Up.

This is a Old Testament story. It took place takes place in Jerusalem, about 1000 years before Jesus lived on earth.

The characters in our story are: King David; King Solomon; The priests & Levites; the people of Israel and Judah; the Assyrian army; King Ahaz; King Hezekiah; and, Couriers.

And now we present: "The Case of the Colossal Clean-Up."

**Scene 1: (Beginning)**
David dedicated Jerusalem to the glory and worship of the LORD. There, he would build the great Temple to the LORD. David planned it, but it was his son, Solomon who built it. It took King Solomon's workers seven years to build the Temple. Right outside the Temple building were two important things. There was the huge "Sea"--a bronze basin where priests washed before offering sacrifices. And, there was the bronze Altar of Burnt Offerings--where priests would offer up the sacrifices the LORD commanded for them to stay in fellowship with Him. Inside the Temple there were two rooms: the Holy Place and the Most Holy Place. In the Holy Place was the golden Lampstand--always lit as a sign of God's constant presence; the golden Table with twelve Loaves of Presence--one for each tribe of Israel; and, the gold Altar of Incense--on which the priests offered incense along with the prayers for the people. The LORD's Presence dwelled between the cherubim on the Ark of the Covenant in the Most Holy Place. Once a year the high priest brought blood to sprinkle upon the Ark to purify it of the people's sinfulness so that they could stay in fellowship with the LORD. The people rejoiced when the high priest came out of the Temple and pronounced that the LORD had accepted their offerings made in repentance and faith.

**Scene 2: (Middle)**
But those happy days were not to last. The twelve tribes split apart into two enemy nations. The ten northern tribes (Israel) quickly turned to worship bulls and other idols. The two southern tribes (Judah) kept worshiping the LORD at the Temple longer, but by the time of King Ahaz, they had turned to worship idols, too. They closed the Temple for worship. They took the Altar of Burnt Offering and the Sea and used them to worship the god of Syria. The LORD sent His prophets to Israel and Judah to urge them to confess their sins, turn to Him and be saved. Israel refused to listen and the LORD sent the Assyrian army down to take them into captivity. King Ahaz of Judah refused and the LORD sent enemies to kill many of their men and take many women and children as captives. Other enemies stood ready to attack. Still Ahaz would not repent. It should be the end of Judah, but the LORD showed mercy. He promised He would one day send a Messiah, Immanuel, to save them from their sins. He quietly worked in the hearts of some people to stay faithful to Him, including Prince Hezekiah.

**Scene 3: (End)**
As soon as King Ahaz died, Hezekiah worked to restore the Temple and worship of the LORD. He had the priests dump all the idols in the Temple into the Kidron Valley dump. They cleaned out the Temple and set up everything the way it was supposed to be. They made 1000's of burnt offerings to purify the Temple and themselves. They sang praise songs and worshiped the LORD. Hezekiah wanted all the twelve tribes to return to worship the LORD. He sent couriers to all over Israel and Judah to come to worship the LORD and celebrate the Passover at the Temple. Some refused to repent and come worship the LORD. Many others did come. They threw all the rest of the idols in Jerusalem down into the Kidron Valley dump and celebrated the Passover together for two weeks. King Hezekiah prayed to the LORD to forgive them all. The LORD heard his prayers, saw the repentance and faith of the people, and forgave them.

**Bible Truth Tie-In:**
The Bible Truth we are learning is: **God Gave Us His Laws to Convict Us of Our Sin, That We Might Be Saved.** After many years of worshiping idols, King Hezekiah led the people in confessing their sin and turning back to the LORD. The LORD heard their prayers and forgave them.

# Burnt Offerings on the Bronze Altar

**Description**
Children will make a bronze altar out of cardstock and a lamb burnt offering.

**Materials**
White Cardstock
Copper, red, orange, yellow colored crayons
White mini pom-poms, jiggly eyes
Scissors, Tape, glue sticks

**Preparing the Craft**
1. Copy onto white cardstock Patterns#1 and #2, one each per child. Pattern #3: four per child.
2. Set out other supplies.

**Making the Craft**
1. Show the sample of the craft you have made.
2. Have the children color Pattern #1 with the copper-colored crayon, with the exception of Square A. Square A is the grate of the altar. Color the grate copper, but the squares in between the grate with fire colors: red, orange, yellow.
3. Tape/glue the grate together by folding along dashed edges to make the rectangle of the altar and then folding Square A down in place across the top.
4. Tape/Glue the 4 horns of the altar (Pattern #3) to the four sides of the top of the altar.
5. Have children glue mini pom-poms and jiggly eyes on to lamb (Pattern #4) and place on altar.

**Optional TAKING IT TO OTHERS Activity: Craft Presentation**
If you are presenting the craft to other children or parents the children can hold up their crafts (or your model craft) and read their Bible Truth Connection answers to explain the importance of the craft.

CASE CRAFT

## Discussion Guide

**Instructions:**
As the children are settled into making their craft, ask them these questions to help them understand the craft's significance. Use the answers provided to guide the children's answers.

**Discussion Questions**

1. What did King Hezekiah and the people do after they cleaned out the Temple of idols? *They brought 1000's of offerings to the priests.*

2. What did the priests do with the offerings? *They offered them up on the bronze altar, as God's law told them to.*

3. Why did they bring all these offerings to the LORD?
*They re-dedicated themselves to Him.*

4. What is the Bible Truth that we are learning?
*God Gave Us His Laws to Convict Us of Our Sin, That We Might Be Saved.*

5. What does our craft have to do with our Bible Truth: God Gave Us His Laws to Convict Us of Our Sin, That We Might Be Saved?
*King Hezekiah and the people were convicted of how Judah how sinned against God and His good laws. They confessed their sins and with hearts full of repentance and faith, offered up prayers and these sacrifices to the LORD. He forgave their sins and restored His fellowship with them.*

6. What can this craft help us remember?
*God's laws convict us of our sins, too. God promises to forgive our sins when we repent and trust in Jesus as our Savior.*

TAKING IT TO OTHERS

## Craft Presentation

**Instructions:**
Have children hold up your model craft/their crafts. Choose five children (or you say) the five sections below to explain the craft's importance.

**Presentation:**

1. Our craft is: Burnt Offerings on the Bronze Altar.

2. In Jerusalem, King Hezekiah and the people cleaned out the Temple of idols and brought back the LORD's beautiful worship things. They brought thousands of offerings to the priests for them offer to the LORD on the bronze altar. They were re-dedicating themselves to obeying and worshiping the LORD.

3. Bible Truth 3 is: God Gave Us His Laws to Convict Us of Our Sin, That We Might Be Saved.

4. King Hezekiah and the people were convicted of how Judah how sinned against God and His good laws. They confessed their sins and with hearts full of repentance and faith, offered up prayers and these sacrifices to the LORD. He forgave their sins and restored His fellowship with them.

5. Our craft can help us remember that God's laws convict us of our sins, too. God promises to forgive our sins when we repent and trust in Jesus as our Savior.

Note: Even non-readers can participate in presenting the craft, if you will whisper what they are to say in their ear and let them say it aloud for the others to hear.

Craft Pattern #1 Bronze Altar



Craft Pattern #2:
The Lamb for Burnt Offering



Craft Pattern #3: Horns of the Altar



# TREAT SOMEONE LIKE A VIPP Pray for a Very Important Prayer Person P.1

## BEFORE CLASS:

### 1. PICK YOUR PERSON

VIPPs can be anyone in your church! Typically, they fall into 6 categories: Church staff, Elders, Deacons/deaconesses, Special Volunteers (people who aren't paid, but spend a lot of time helping out in particular ways), Supported Workers (aka missionaries), and Church Members.

### 2. GATHER YOUR FACTS

Use the VIPP Information Sheet to write down the facts about your VIPP. The information on this worksheet is used in the VIPP activities, listed in the "Choose an Activity" section below.

## DURING THE ACTIVITY:

### 1. INTRODUCE YOUR VIPP

Introduce your VIPP to the children, using the VIPP Information Sheet. Fill in a set of VIPP Clue Cards with the information for your VIPP. If desired, you can even have the actual person come into class for the children to meet.

Need help describing what someone does for the church in a kid-friendly way? Check out the list of common VIPPs on the Praise Factory website in the PFI resources. There are lots of kid-friendly descriptions for common VIPP's, such as pastors, elders, deacons and a lot more.

### 2. PRAY!

Lead the children in praying for the VIPP. Ask the children if they would like to pray for one of the VIPPs prayer requests. Even non-readers can pray for the VIPP if you whisper the prayer request in their ear, then let them say it aloud. Never force a child to pray!

### 3. CHOOSE AN ACTIVITY

There are two activities you can use to help the children learn about the VIPP:

**VIPP Clue Cards:** These are nine coloring sheets in which children fill in the nine things they learn about the VIPP from the VIPP Information Sheet. Photocopy a set of each child. Use as few or as many of these Clue Cards as you desire.

**VIPP Game:** This is a game that uses a set of Clue Cards for one or two VIPPs.
Choose a VIPP and fill in his/her information on the VIPP Information Sheet. Fill in a set of VIPP Clue Cards with the information for your VIPP. Tell the children about the VIPP, having them fill in the VIPP Clue Cards with the key facts as they learn them. Write any words the children need to write on a white-board or other piece of paper so they can see how to spell them. Help younger children write these words on their clue cards. Ideas for how to tell the children about many common VIPPs are listed at praisefactory.org with the resources for this Bible Truth.

**Optional TAKING IT TO OTHERS Activity: Introduce and Pray for the VIPP**
If you are presenting the VIPP to other children or parents you can assign children to hold up the 10 clue cards and say what each card tells about the VIPP. (Or, you can have the children hold them up as you tell what each one means.) Then lead the children in praying for the VIPP.

# Game: Hit the Wall

**Materials**
Information Sheet for one VIPP
2 Set of Clue Cards
8 8.5" x 11" Manilla Envelopes
Nerf Ball or other soft ball for indoor use

**Preparing the Game**
1. Fill in one set of clue sheets for the VIPP you are using.
2. Tape the other (blank) set of Clue Cards to the outside of the manilla envelopes.
3. Put the filled-in clue cards in the corresponding envelope.
4. Tape the envelopes to the wall.

**Playing the Game**
**Reveal:** Tell the children about the VIPP, showing them your filled-in clue cards as you tell about them.

**Review:** Have the children take turns trying to hit an envelope with the ball. The teacher (or the child) tells the Clue Card category. The other children try to remember what the VIPP's answer was. Open it up and see if they got it right. If they did, the Clue Card is retired. If not, it can be added back into the Clue Cards to be aimed at.

# VIPP INFORMATION SHEET P.3

## VIPP NAME:

_____

## VIPP GROUP OF SERVICE:

Church Member  Deacon

Elder  Church Staff

Special Volunteer  Supported Worker (Missionary)

## WHAT VIPP LOOKS LIKE

Man or Woman? _____

Hair color? _____

Eye color?_____

## FAVORITE ANIMAL

_____

_____

## FAVORITE FOOD

_____

_____

## FAVORITE FREE TIME ACTIVITY

_____

_____

## WHAT VIPP DOES DURING WEEK

_____

_____

_____

_____

## 3 WAYS VIPP SERVES CHURCH

_____

_____

_____

_____

_____

_____

_____

_____

## 3 WAYS TO PRAY FOR THE VIPP

_____

_____

_____

_____

_____

_____

_____

_____

# BIBLE TRUTH 3, LESSON 2: PLANNER/OVERVIEW

## GETTING STARTED: Welcome and Opening Songs *(introduce unit and get kids moving with these songs)*

**Welcome to Praise Factory:** PFI: Praise Factory Investigators Theme Song *PFI ESV Songs 7, Track 1*

**Rules to Help Us Worship God and Love One Another:** WoGoLOA Classroom Rules Song
*PFI ESV Songs 7, Track 2*

**Big Question Under Investigation:** Big Question 7 Songs *PFI ESV Songs 7, Tracks 3,4*

**Big Question Bible Verse:** Psalm 19:7,9,10,11 Songs: *PFI ESV Songs 7, Tracks 5,6,7*

## DIGGING DEEP DOWN: Key Concept and Story *(introduce the Bible Truth and tell the related story)*

**Bible Truth 3:** God Gave Us His Laws to Convict Us of Our Sin, That We Might Be Saved

**Bible Truth Hymn:** Breathe on Me, Breath of God, v.1 *PFI ESV Songs 7, Track 15*

**Bible Verse**: Isaiah 55:6-7

**Bible Verse Song:** Seek the LORD *PFI ESV Songs 7, Track 16*

**Lesson 2 Story of the Saints:** The Case of the Robber's Riches

## TAKING ACTION: Response Activities *(choose from among these activities)*

**Snack and Discussion Planner:** German Food and Robbers' Loot

**ACTS Prayer:** Prayer Sheet

**Bible Truth Review:** Discussion Questions and Game: Circus Lions

**Bible Truth Hymn:** Breathe on Me, Breath of God, v.1 *PFI ESV Songs 7, Track 15*
Song, Sign Language and Song Game: Pass the Secret Sign **PFI ESV Songs 7 BOOK or ONLINE**

**Bible Verse Review:** Isaiah 55:6-7,13 Discussion Sheet and Game: Hot and Cold Hide

**Bible Verse Song:** Love Isaiah 55:6-7,13 *PFI ESV Songs 7, Track 16*
Song, Sign Language and Song Game: Mimic Me! **PFI ESV Songs 7 BOOK or ONLINE**

**Story Review:** Discussion Questions and Game: Shoe Search and Ransom

**Case Replay, Jr: Drama Activity for Youngest Children** (children do same story actions together)

**Case Replay, Sr: Drama Activity for Most Children** (children re-tell story with individual parts)

**Craft:** The Merchants' Wagon Full of Riches

**VIPP (Very Important Prayer Person) Prayer Time:** Coloring Sheets(back of book) & Game: Beanbag Toss In

## TAKING IT HOME: Take Home Sheet for Review and Family Devotions

**PFI Pronto:** Bible Truth 3, Lesson 2 **PFI ESV PRONTOS 7 BOOK or ONLINE**

# STORY OF THE SAINTS P.1

## The Case of the Robber's Riches

adapted from Religious Stories for Young and Old by Joel Beeke

**Our story is called:**
**The Case of the Robber's Riches.**

**As you listen to the story, see if you can figure out:**
1. What riches did the robbers steal?
2. Which robber found another, far greater kind of riches? How did he receive these?

This story takes place in the late 1700's, in one of the dark, hidden clefts in the wild, wooded hills of the beautiful Schwraswald (Black Forest) of Germany.

The spot certainly was a strange one for an auction. There was no auction hall; no great crowd of respectable people to bid for the beautiful items for sale. No. This auction took place at midnight in a place hidden among the dark-barked pine trees that gave the Black Forest its name.

The bidders gathered together under torchlight, even armed with knives and other weapons for protection! Who would come to such a place for an auction, you might wonder? Robbers, that's who. The very same robbers who earlier that evening had stolen the wagon of wealthy merchants, filled with all kinds of riches. Usually the robbers would sell their stolen loot in a nearby town. But tonight's catch was so huge that they felt sure that someone would get suspicious and turn them over to the sheriff if they sold any of it close by. So they decided to auction off their goods among themselves, then spread out and each sell their own portion all across the country.

One of the bandits stood in front of them, acting as auctioneer. Costly clothes and many other things were offered for sale, while a bottle of beer was passed round. Item after item was sold to the lucky robber who was able out bid his fellow thieves.

Then as almost a joke, the auctioneer held up a New Testament as the next article up for bid. "What will you give me this book, mates? I'm sure there are plenty of you here who need it!" the bandit began. The crowd laughed, clapped and cheered as the man said all sorts of bad things about God's Word.

"What? No bids, men? Why not? Surely someone here wants a fine book like this," the auctioneer sneered.

"Read us a chapter, first!" someone joked from the crowd. "We need to hear what's in it so we can decide how much it's really worth."

Thinking this would be worth some good laughs, the other robbers urged the auctioneer on with cheers and applause. "Yes, yes, read us some! Read us some!" they yelled.

Encouraged by their applause, the auctioneer agreed. He opened the New Testament and began to read from it in a mocking voice, to the great amusement of the listeners. How they enjoyed making fun of God's Word! They were certain there was no place in their lives for anything God's Word said! That book told them they had all broken God's laws and they needed to repent of their sins or face His eternal punishment. They laughed at what the robber read. They didn't care what the New Testament said about God, His good laws or even about themselves. Its words were worth a good laugh; that was all. They would live however they pleased.

But in all their joking the robbers failed to notice the oldest thief was not joining in the fun. This was very strange, for usually he was the boldest leader in all their pranks and robbings. But there he was, sitting very quiet and deep in thought, his folded hands resting on his knees. What could this mean?

The reason was a very simple one. The chapter which the auctioneer had chosen to read was the very the same passage his godly father read to him at family worship time thirty years earlier. It was the last words he heard before running away from home to keep from being arrested by the police for a crime he had committed.

In all those years, he had never returned home, but he could still remember it all, as if it was just yesterday. There they were, all seated around the breakfast table, his father, with open Bible on the table, reading the same chapter which the auctioneer was reciting just

**Story-telling Tips**
Ahead of time:
1. Read the Bible verses and story. Pray!
2. Create story cue cards on index cards (or highlight text).
3. Practice telling story dramatically, timing your presentation Shorten, if necessary to fit your allotted time.
4. Decorate area with story props that help bring your story alive.

During your presentation:
1. Maintain as much eye contact as possible as you tell the story. Point to/use props at important points in the story. Include the kids in your story with a few questions about what they think will happen or words/concepts that might be new to them.
2. Watch the kids for signs that their attention span has been reached. Shorten, if necessary.

now to sneers and jeers. There was his dear mother listening eagerly to the Word of God, as were his brothers and sisters. He saw himself, too, and remembered what was in his cold, stubborn heart that morning as he had listened to his father read.

"What place in my life is there for words like these?" he had thought to himself. "I don't care about God or His laws; I will live as I please!"

When he ran away from home that day, he ran away from God and His Word, too. Since that morning, he had never offered a prayer. He had pushed God out of his life, completely.

But now that very same Word of God, so completely rejected before, was suddenly doing a mighty and miraculous work in this lost man's spirit. God's Holy Spirit began to work in his heart as he heard this Bible passage again. Soon other of the verses his father and mother taught him came to mind. God was giving this old man the gift of faith!

Caught up in all these wonderful memories, the robber chief forgot all that was taking place around him. He was jolted back to the present with a rough slap on the shoulder from the hand of his nearest companion. "Now, old dreamer, why are you not bidding for that book?" his friend joked. "You know you need it worse than anybody else, for you are the biggest sinner among us."

"Yes, that I am," the man said sadly. "Give me that book, auctioneer," he shouted. "I'll pay the full price for it!" he said thrusting the agreed amount of coins into the auctioneer's hands.

The auction continued that night until all the loot was sold. In the morning the robbers left to go one by one to distant villages to try to sell their goods, but the old robber didn't leave with them. Instead, he chose a hidden spot among the rocks to read God's Word and think. As he read, he was overwhelmed with the guilt of all the sinful things he had done.

"What a terrible sinner I have been!" he cried. "I chose to make no place in my life for God and His good laws, all these years. I have lived whatever sinful way pleased me. But I wonder, is it too late for me now? Is there anyway for someone like me to be forgiven by God after all I have done?" he wondered.

There was only one way to find the answer to that question: in God's Word. So on and one the old robber read, seeking for some comfort or hope or guidance. At last, the LORD answered his prayer as he read how Jesus had come to seek and save sinners, even terrible sinners like himself. What great news this was! Wasting not another moment, the old robbers repented of his sins and trusted in Jesus as His Savior. God forgave him. He was saved!

This old man's repentance started with a prayer, but it didn't end there. Repentance means turning away from your sinful life and turning to live a new life--one that aims to please God. This man knew he would have to make a lot of changes if he was really to be one of God's people. And so he did! He decided to leave the wicked men who had been his companions and to stop robbing. At daybreak he would seek out the pastor of the nearest village and tell him all that had happened. Then, he would turn himself in to the sheriff to receive the punishment he deserved for all the robberies.

So when morning came, the old robber left his hiding place and headed straight for a nearby village. Going to the pastor's house, he told him how he had come to repent of his sins and turn to Christ to seek salvation as a lost sinner. The pastor listened to the man's story and rejoiced to see his true repentance and faith. Yes, Jesus had died on the cross as the perfect sacrifice for all who turn and trust in Him. As a true believer in Jesus, even all of the many sins of this old robber had been forgiven by God, once and for all.

Together the pastor and the old man walked down to the village jail to turn himself in. As he entered the jail building, who should he see there behind bars, but all of his companions! Last night while he had been in his hiding place crying out to God for mercy, they had all been caught and arrested. He was the only one to get away!

The old man told the sheriff everything: how he had been a robber for thirty years and had helped rob the merchants with the rest of the men already behind bars. But he also told him of the change that God had brought in his heart. "God in His mercy has used His good Law to convict me of my sins and save me--yes, even me! I am a new man because of Jesus. That is why I

have come to turn myself in."

The sheriff was shocked. "Your companions will probably be put to death for their crimes, but it may be that the archduke will show you mercy because you turned yourself in and made this confession," the sheriff told him. "I will do what I can to help you."

Trial day came. Just as the sheriff predicted. All of other robbers were sentenced to death, but the old man was treated with mercy. He was sentenced to serve ten years in prison, but was released at the end of seven, because of his good behavior. He went to live a good life in the service of a kind, rich man.

The old robber proved to be a true follower of Jesus Christ through the rest of his life. Never did he turn back to his old ways. He was a lasting blessing in his master's household to the very end. And on the day he died, he used his very last breath to bless His Savior who had come to seek and save sinners, even terrible sinners like him.

## Cracking the Case:

**It's time to answer our Case Questions.**

**1. What riches did the robbers steal?** They robbed merchants of whatever they carried in their wagons.

**2. Which robber found another, far greater kind of riches? How did he receive these?** An old-man robber found salvation through Jesus. When he heard God's Word read, the Holy Spirit worked in his heart. He was convicted of his sins, turned from them and trusted in Jesus as his Savior.

## Something for You and Me

**Our Bible Truth is:**
**God Gave Us His Laws to Convict Us of Sin That We Might Be Saved**
**Our Bible Verse is: Isaiah 55:6-7**
"Seek the LORD while he may be found; call upon him while he is near; let the wicked forsake his way, and the unrighteous man his thoughts; let him return to the LORD, that he may have compassion on him, and to our God, for he will abundantly pardon."

What about you and me? Many of us have heard about God and His good laws from the time we were very small, just like that robber. And we have the same choice he had: to know it, but find no place for to work in our hearts; or, to ask the Holy Spirit to use it to convict us of our sins and turn us in repentance and faith to Jesus. Let's praise God for letting us know Him and His good laws. Let's ask Him to use it to work in our hearts that we trust Him as our Savior and grow to love Him and live for Him more and more each day.

*Close in prayer.*

## Closing ACTS Prayer

**A** God, we praise You for being so merciful to sinful people. We praise You for being the giver of Your powerful Word, the Bible.

**C** God, we confess that many times, like the man in our story, we hear and know Your Word, the Bible, but we would rather do what we want to do. We too often choose to reject You and Your good ways. We need a Savior!

**T** God, we thank You for being so full of compassion and mercy that You would still forgive and accept people who have chosen to deliberately ignore and rebel against You and Your good laws. Thank You for using Your Word, including Your laws, not just to show us that we are sinners, but to convict us of our sins that we might turn to You and be saved.

**S** God, work in our hearts. Help us to know and love You and Your good Word. Use Your Word to convict us of our sins and trust in Jesus as our Savior.

# ACTS PRAYER ACTIVITY

Use this sheet to write down your ACTS Prayer

**Instructions:**

Use this sheet to help the children apply the Bible Truth into a prayer. You can use the ACTS provided or even better, have the kids think of their own applications. Also have the children add their personal requests to the prayer, too. Lead the children in the prayer or let them pray sections, with your help. Never force a child to pray! Non-readers can participate by you whispering a section of the prayer into their ear and allowing them to pray it aloud for the group.

## ADORATION:

God, we praise You for being so merciful. You are the God who convicts sinners of sins to save them, not just condemn them.

God, we praise You for being.....

Add your own Adorations:

## CONFESSION:

God, we confess that we have broken Your good laws in many ways. We deserve Your punishment! We need a Savior!

God, we have sinned against You....

Add your own Confessions:

## THANKSGIVING:

Thank You, God for giving us Your laws that show us what sin is. Thank You for using Your laws to not just show us we are sinners, but to point us to our need of Jesus as our Savior.

God, we thank You for...

Add your own Thanksgivings:

## SUPPLICATION:

God, work in our hearts! Help us turn away from our sins and trust in Jesus as our Savior.

God, we need Your help...

Add your own Supplication:

## SNEAKY SNACK

Can you figure out how this snack relates to the story?

**Snack: German Food and Robbers' Loot**

German breakfast food like what the family might have eaten together: bread rolls, butter and jam; ham; and/or muesli/granola with milk OR take strands of bread dough from refrigerator/freezer section of store to braid together and connect ends to make a bracelet, like the robbers might have stolen. You can stick lifesavers into dough as it bakes to add jewels. NOTE: place foil down on baking sheet before setting dough with lifesavers on it. Melted lifesavers are tough to remove!

This is only a suggestion. Feel free to modify. Be mindful of allergy issues among your children!

**Case Tie-in:** When the old robber heard God's Word, he remembered the last time he had heard it, long ago, when he was a boy and lived with his family. He had ignored God's Word as a boy, but now was convicted of his sin, when he heard it this time. God worked in his heart, convicting him of the terrible, sinful way he had chosen to live and all the things he had taken as a robber. The man turned away from his sins and trusted in Jesus as his Savior. What great riches he received that day!

## SOUL FOOD

Food for thought during snack time

1. What does the snack have to do with the story?

Choose a few questions from the other activity discussion sheets to talk about during this snack time.

2.

3.

4.

5.

6.

7.

# BIBLE TRUTH 3 REVIEW P.1

Directions: Read and discuss Bible Truth, using a FEW of the questions. Play game. Feel free to modify the game to fit your children.

**God Gave Us His Laws to Convict Us of Our Sin, That We Might Be Saved**

God made each of us with a heart that tells us what is right and wrong. When we hear God's laws, we know that they are right. When we disobey God's laws, we know that we are doing wrong. We know we are not the perfect law-keepers God created us to be and calls us to be.

God's laws remind us that we deserve God's punishment for our sins, but that's not all God has planned for His laws to do. He has also planned for His laws to show us our sin, that we would turn away from our sins and be saved.

God loves to save sinners! Jesus promised that whoever comes to Him, repenting of their sins and trusting in Him as their Savior, He will never turn away. No matter how bad of a lawbreaker they have been, He will forgive their sins and save them. He will forgive us all of our sins, if we repent of our sins and trust in Jesus as our Savior.

**Understanding the Bible Truth**

1. What has God given us to tell us what is right and wrong? *A heart.*
2. What do we know when we hear God's laws? *That they are right.*
3. How do we know we are not the perfect law-keepers God calls us to be? *We disobey God's laws.*
4. What do God's laws remind us? *That we are sinners deserving God's punishment.*
5. What wonderful, merciful thing did God plan for His laws to do? *To show us our sin that we would turn away from our sins, trust in Jesus and be saved.*
6. What did Jesus promise all people, no matter how badly they have sinned? *Whoever comes to Him, having truly repented of their sins and trusted in Him as Savior, He will never turn away.*
7. How can Jesus make this promise? *Because He paid for all the sins of all who would ever turn from their sins and trust in Him.*

**Bible Verse Connection Question**

1. What does our Bible Truth have to do with our **Bible Verse: Isaiah 55:6-7**: "Seek the Lord while he may be found; call upon him while he is near; let the wicked forsake his way, and the unrighteous man his thoughts; let him return to the LORD, that he may have compassion on him, and to our God, for he will abundantly pardon.?
*We seek the LORD by praying to Him and by reading His Word. His Word shows us that we are sinners deserving God's punishment. But it also promises that all who forsake their wicked ways (their rebellion against God) and their evil thoughts and turn to the LORD, He will have mercy on them. He will abundantly pardon.*

**Bible Truth Story Connection Questions**

1. How did the old robber know that it was wrong to steal? *Their heart told him and even more, God's Word, that he had heard as a child, told him so.*
2. How did the LORD remind the old robber of His laws to convict him of sin that he might be saved? *Through the Bible verses the auctioneer read the night of the auction.*
3. Why did the old robber wonder if he might be beyond God's salvation? *Because he had known God's word and rejected it as a child; and, because he had done so many terrible things.*
4. Why could Jesus still offer salvation to this man? *Because He completely paid for all of his sins when He died on the cross.*
5. How did the old robber show he turned from his sins to be saved? *He turned away from his robber friends and stealing. He went to the sheriff to turn himself in for just punishment. He lived the rest of his days, seeking to love the LORD more and more.*

**Life Application Questions**

1. How do we know what is wrong? *We know through the heart that God gave us, especially as we hear the Word of God.*
2. How does the LORD remind us of His laws to convict us of sin that we might be saved? *As we read His Word, we know His laws. His Holy Spirit uses it to show us our sin that we might confess them to God and turn to trust Jesus as our Savior.*

# BIBLE TRUTH 3 REVIEW P.2

**Life Application Questions**

1. Have you ever found it hard to persevere in faithful love to someone else? When?
2. What is something good for God's people to remember when they have to forgive someone and they don't want to? *Remember God's forgiveness of their sins; remember that it is His command to forgive others.*
3. How can we become God's people? *By turning away from our sins and trusting in Jesus as our Savior.*

**ACTS Questions**

1. What is something we can praise God for because of this Bible Truth? *Praise God for His great love for His people shown through sending His Son to save His people.*
2. What are sins we can confess to God because of this Bible Truth?
*Confess that we have not loved others as God calls us to.*
3. What is something we can thank God for because of this Bible Truth?
*Thank God for giving us people who love us. Thank God for His Holy Spirit who helps His people love others as God wants them to.*
4. What is something we can ask God for because of this Bible Truth?
*Ask God to work in our hearts and make us His people. Ask God to help us to turn from our sins and trust in Jesus as our Savior. Ask God to fill us with His Holy Spirit and help us to love others in the same way that He has loved His people.*

**The Gospel**

1. God wants His people to love others as He has loved them? How has God shown His great love to His sinful people? What is the gospel?
*God is the good Creator and King of the world. He made people to worship Him and live by His good laws. But we are all sinners who have rebelled against Him. We all deserve death--God's just, eternal punishment for our sins. How terrible! But God has good news for us. In His great mercy, God sent His Son Jesus to earth to save sinners. Yes, Jesus, the perfect Son of God, left His home in heaven and became a man. He lived the perfect life that pleases God. (He's the only one who has ever done that!) He offered it up to God His Father as the perfect sacrifice for sins when He suffered and died on the cross. Then, on the third day, Jesus rose from the dead in victory. He had fully paid for the sins of God's people, so they wouldn't have to! Now all who turn away from their sins and trust in Jesus as their Savior will receive forgiveness of sins and eternal life with God. They will be His very own special people who will know Him and enjoy Him forever. We can be God's people, too, if we turn from our sins and trust in Jesus as our own Savior.*

# Game: Circus Lions

**Materials**
Optional funny wig, glasses, hat, etc.
Hula hoop, etc.
Bible Truth Questions

**Preparing the Game**
1. Choose 20+ questions for your game from the Bible Truth Discussion Questions, or make up your own.
2. Write the Bible Truth questions on small thin strips of paper (or make a photocopy of the Bible Truth Discussion Questions and simply cut them into strips) and put them in the bag/bowl.

**Playing the Game**
Tell the children that they are circus lions. Have them get on all four and roar and roam like lions. Have them "jump" through a hula hoop, etc. Then tell them they are getting very, very sleepy and must lie down….on their backs... in their den. Tell them that sleeping lions lie very still, make no noise, and keep their eyes open! Tell them that you are the Lion Trainer and are trying to wake up the Sleeping, Lazy Lions to perform in the circus. Any lion that makes a move, a sound or smiles will have to get up! Put on your funny wig, glasses, hat, etc. and make your rounds, trying to catch the lions moving, making noise or to make them smile. Lions who are caught are asked to answer a question correctly as their circus trick to before they can go back to their den. Have one of the lions caught to pick a question. Read it to the whole class and take their answers. If they don't get it right, then the child/children must stay out until the next round and next correct answer. If desired, let some of the children take turns being the Lion Trainer.

Game continues as number of questions, time, and attention span allow.

**Non-competitive Option**
Let all the caught lions join back into the circus, even if the class answers a question incorrectly. Put the question back in the bag for further review.

**Optional TAKING IT TO OTHERS Activity: Quiz Questions**
Have the children choose a few of the questions from the game to ask the parents/other children during TAKING IT TO OTHERS time. Help pre-readers by whispering the question in their ear and letting them ask it aloud to the parents/other children. Make sure you read the Bible verse aloud before you ask your questions.

# BIBLE TRUTH HYMN P.1

Directions:
1. Write words to song in large print before class.
2. Play the song for the children, helping them follow along on the song sheet.
3. Discuss the song, using a few questions from the discussion sheet. *Don't use them all!*
4. Introduce sign language for key words of your choice from sign language sheet for your song. Use as few or as many as you think the children can learn.
5. Sing and sign the song. Sign language as well as large format lyrics and sheet music are found in the PFI Unit Songbook or online.
6. If desired, play the Song Game.

**Optional TAKING IT TO OTHERS Activity: Presenting and Singing the Song**
1. Sing and sign the song, encouraging the watching children/parents to join in.
2. Ask the class some of the questions listed below. The Bible Truth Connection Question is particularly good to help them understand how the song ties in with the Bible Truth.

**Breathe on Me, Breath of God**

**Verse 1**
Breathe on me, Breath of God,
Fill me with life anew,
That I may love what Thou dost love,
And do what Thou wouldst do.

**Listen to it on PFI ESV Songs 7, Track 15**

## Understanding the Song

1. Who is the "Breath of God"? Why? *The Holy Spirit is nicknamed the "Breath of God." Our breath fills our body the air that it needs to live. The Holy Spirit fills our spirit with Himself so that we can know and love God and have eternal life.*
2. What does it mean to ask the Holy Spirit to breath on us? *To fill our hearts with Himself.*
3. What does it mean for the Holy Spirit to fill us with life anew? *"Life anew" means "new life." The Holy Spirit is the One who comes into our sinful, rebellious hearts, cleanses them of sin and fills them with love for God. This is called "new life" because it is such a big change from living however our sinful hearts want to live. It is being dead in our spirit (not knowing or loving God) and then being made alive in our spirit (knowing and loving God).*
4. How does the singer of the song want the Holy Spirit to help him love? *What God loves.*
5. What does God love? How do we know this? *God loves Himself—Father, Son and Holy Spirit and the glory of His name. He loves all of His good and holy ways. He loves all of His creation, especially people who He made in His image. We know this from the Bible.*
6. What does the singer of the song want the Holy Spirit to help him do? *To do what God would do.*
7. What does God do that the singer wants to do? How do we know this? *God does many things that humans cannot do; but there are some things that God does that humans can at least act like. We can love Him and we can love others. We can bring glory to God's name. We can live by His holy laws. We can hate evil. We know what God wants us to do by reading His Word, especially His laws.*

## Bible Truth Connection Question

1. How does this song relate to our Bible Truth: **God Gave Us His Laws to Convict Us of Our Sin, That We Might Be Saved**?

*It is the Holy Spirit who convicts us of our sin when we hear God's laws. He is the one that works in our hearts to want to stop rebelling against God and start repenting. He works in us to love what God loves and to want to do what God would have us do. It is by His work that we turn in faith to trust Jesus as our Savior.*

## Story Connection Question

1. How does this song relate to our story? *For years the old robber had lived in complete rejection to all he had learned about God and His laws as a boy. Now as he heard God's Word again, the Holy Spirit convicted him of his sins and he wanted to be saved. He prayed for God to forgive him and by His Holy Spirit to breathe new life into his heart. God heard his pray and forgave him. The Holy Spirit came into his heart giving him a heart that wanted to love what God loved and to do what God would have him do. He turned away from his love of stealing and handed himself over to the sheriff. All the rest of his life he kept living a life that loved and obeyed God more and more.*

# BIBLE TRUTH HYMN P.2

**Bible Connection Question**

1. What does this hymn have to do with our Bible Verse: ***Isaiah 55:6-7***: "Seek the Lord while he may be found; call upon him while he is near; let the wicked forsake his way, and the unrighteous man his thoughts; let him return to the LORD, that he may have compassion on him, and to our God, for he will abundantly pardon."?
*The Breath of God is a nickname for the Holy Spirit. He works in the hearts of people, showing them their sin and helping them to forsake their evil ways. Without the Holy Spirit, no one will turn away from their sins and turn to God for forgiveness. This hymn is a prayer asking the Holy Spirit to work inside our hearts, giving us new life and filling us with love for God. These are gifts that God gives us when, in His mercy, we turn to Him and He freely pardons us.*

**Life Application Questions**

1. How can our lives be affected by the message of this song? *We can praise God sending the Holy Spirit to work in rebellious hearts, bringing them to conviction of sin and faith in Jesus. We can ask God to send His Holy Spirit to use God's laws to bring conviction of sin in our own hearts and the hearts of others. We can ask Him to help us to love and to do what the LORD loves and would have us do.*

**ACTS Questions**

1. What is something we can praise God for from this hymn?
*Praise God for being the Giver of His Holy Spirit who can change us.*
2. What are sins we can confess to God from this hymn?
*That many times we do not love God as we should. We love ourselves and our own ways better. We deserve His punishment! We need a Savior!*
3. What is something we can thank God for from this hymn?
*We can thank God being able to change even our hard hearts, filling them with His new life and with love for Him.*
4. What is something we can ask God for from this hymn?
*That God would work in our hearts and give us new life. We can ask Him to help us to love and do whatever He would have us do.*

**Gospel Question**

1. How can we receive new life from God? How can we be saved from our sins? What is the gospel?
*God is the good Creator and King of the world. He made people to worship Him and live by His good laws. But we are all sinners who've rebelled against Him. We all deserve death--God's just, eternal punishment for our sins. How terrible! But God has good news for us. In His great mercy, God sent His Son, Jesus to earth as a man to save sinners. He lived the perfect life that pleases God. (He's the only one who's ever done that!) He offered it up to God His Father as the perfect sacrifice for sins when He suffered and died on the cross. Then, on the third day, Jesus rose from the dead in victory. He had fully paid for the sins of God's people, so they wouldn't have to! Now all who turn away from their sins and trust in Jesus as their Savior will receive forgiveness of sins and eternal life with God. They will be His very own special people who will know Him and enjoy Him forever. We can be God's people, too, if we turn from our sins and trust in Jesus as our own Savior.*

# Song Game: Pass the Secret Sign

**Materials**

Sign Language signs used in song, particularly choose words with important meanings you want the children to learn, such as "grace", "redeem", etc.
Bag or bowl
Blindfold

**Preparing the Game**

1. Cut out signs and put in bowl.

**Playing the Game**

1. Practice the song and signs until the children know them well.
2. Have all the children stand in a tight circle, except one, "It," who will stand in the middle of the circle, blindfolded.
3. Have the children in the circle to put their hands behind their backs. Choose a sign from the bag and hand to a child in the circle, still keeping hands behind their backs, not looking at the sign.
4. When "It" says "Pass the Secret Sign", the children will begin to pass the sign around behind their backs.
5. When "It" says "Stop the Passing!" the child who has the sign freezes with the sign behind his back.
6. The child with the sign brings it around and looks at it. You can help the child practice the sign.
7. Then take the blindfold off of "It", watch the child with the card do the sign, then have "It" guess the name of the sign. (If desired, "It" can ask another child in the circle for help with their guess.)
8. The holder of the sign then becomes "It." Sing the song with all the signs, then repeat.

# BIBLE VERSE REVIEW P.1

choose a FEW questions for discussion, then choose the game and/or music activity

***Meditation Version: Isaiah 55:6-7***
"Seek the Lord while he may be found; call upon him while he is near; let the wicked forsake his way, and the unrighteous man his thoughts; let him return to the LORD, that he may have compassion on him, and to our God, for he will abundantly pardon."

***Alternate Memory/Games Version: Isaiah 55:6,7***
"Let the wicked forsake his way, and the unrighteous man his thoughts; let him return to the LORD, that he may have compassion on him, and to our God, for he will abundantly pardon."

**Understanding the Bible Verse**

1. Who should we seek? *The LORD.*
2. Why is the word "LORD" in all capitals, instead of little letters like most names? *"LORD" is a substitute word for the real name of God: Yahweh. The Israelites felt the name Yahweh too holy and special for people to say or even write. They wrote the word LORD instead.*
3. What does it mean to seek the LORD while He may be found and while He is near? *Does it mean that sometimes He hides from people or goes far away from them? God gives us a very special gift when we understand that we are sinners and we need to ask Him for forgiveness to be saved. It is a decision we must make before we die; and the sooner we make it, the better. Our hearts might become harder or more rebellious; our lives might even end. We should seek the LORD's forgiveness today, because we do not know what will happen next.*
4. What is a wicked person, an unrighteous man like? *Anyone who does not love God, but rebels against His good ways over and over and over.*
5. What should the wicked, the unrighteous man do? *Forsake (turn away from) their (sinful, rebellious)ways and thoughts.*
6. Since Christians do sinful things, are they wicked or evil? *Christians are wicked, evil people who have confessed their sins to God. They have forsaken their sinful ways and thoughts and have turned to trust in Jesus as their Savior. They still fight sinful temptations and may many times give into them in sinful ways, but Jesus has forgiven them and by His Holy Spirit living in their hearts, gives them strength to keep fighting against sin.*
7. What happens to the wicked, evil person who forsakes his sinful ways/thoughts and turns to the LORD? *He promises to show him mercy and pardon.*
8. Why can the LORD pardon wicked people? *Because Jesus took the punishment for the sins of all who will ever turn from their sinful ways and trust in Him.*

**Bible Truth Connection Question**

1. What does this verse have to do with the **Bible Truth: God Gave Us His Laws to Convict Us of Our Sin, That We Might Be Saved?**
*God's laws make it clear to people what wickedness. He uses it to convict them of their wickedness that they might forsake their ways and turn to Him for pardon through Jesus and be saved.*

**Story Connection Questions**

1. How does this verse relate to our story? *When the old robber was a boy, he knew he was wicked but foolishly chose to hard his heart and not listen to God's Word. He did not seek the LORD while He could be found as a boy. But God in His great mercy, gave the old robber another chance to hear His Word, see his own wickedness and be pardoned. This time, the old robber turned to the LORD, confessed his sins and was saved.*

**Life Application Questions**

1. What wickedness do we struggle with in our own hearts?
2. What wonderful gift does God offer us, even though we are sinners? How can we receive it? *Forgiveness of sins and eternal life! By turning from our sins and trusting in Jesus as our own Savior.*

# BIBLE VERSE REVIEW P.2

**ACTS Questions**

1. What is something we can praise God for from this Bible Verse?

*Praise God for being Someone We Can Find When We Seek Him.*

2. What are sins we can confess to God from this Bible Verse?

*That many times we don't want to seek the LORD. We don't want to forsake our rebellious ways. We deserve God's punishment! We need a Savior!*

3. What is something we can thank God for from this Bible Verse?

*We can thank God for offering full pardon for sins, even to the worst of sinners, when they turn from their sins and trust in Jesus as their Savior.*

4. What is something we can ask God for from this Bible Verse?

*We can ask God to work in our hearts that we would want to turn away from disobeying Him and trust in this wonderful Jesus as our own Savior. We can ask Him to help us seek Him.*

**The Gospel**

1. What did Jesus do so that sinners can be forgiven their sins instead of facing God's eternal punishment? What is the gospel?

*God is the good Creator and King of the world. He made people to worship Him and live by His good laws. But we are all sinners who have rebelled against Him. We all deserve death--God's just, eternal punishment for our sins. How terrible! But God has good news for us. In His great mercy, God sent His Son Jesus to earth to save sinners. Yes, Jesus, the perfect Son of God, left His home in heaven and became a man. He lived the perfect life that pleases God. (He's the only one who has ever done that!) He offered it up to God His Father as the perfect sacrifice for sins when He suffered and died on the cross. Then, on the third day, Jesus rose from the dead in victory. He had fully paid for the sins of God's people, so they wouldn't have to! Now all who turn away from their sins and trust in Jesus as their Savior will receive forgiveness of sins and eternal life with God. They will be His very own special people who will know Him and enjoy Him forever. We can be God's people, too, if we turn from our sins and trust in Jesus as our own Savior.*

# Game: Hot and Cold Hide

**Materials**
Bible verse written up in large print so that all can see
An object to hide

**Preparing the Game**
None.

**Learning the Verse**
Some or all of your children may be non- or early readers. Teach the verse in sections, having them say it after you. Repeat a few times. Add clapping or other movement as they say it.

**Directions**
1. If desired, lead the children in a discussion of a ***FEW*** of the most important questions before beginning game.
2. Explain the game to them as follows:
Have the children sit or stand in a group. Tell them that one person will leave the room and another person will hide the object. After the object is hidden the Seeker will begin to look for the object. The rest of the children, led by the teacher, will begin to repeat the verse over and over, reciting it louder as the Seeker gets closer to the object and more quietly as the Seeker gets further from the object. When the object has been found, the leader will choose another Hider and Seeker and the game continues.

Game continues as time or attention span allow.

**Optional TAKING IT TO OTHERS Activity: Quiz Questions**
Have the children choose a few of the questions from the game to ask the parents/other children during TAKING IT TO OTHERS time. Help pre-readers by whispering the question in their ear and letting them ask it aloud to the parents/other children. Make sure you read the Bible verse aloud before you ask your questions.

# BIBLE VERSE REVIEW: MUSIC P.4

Directions:
1. Write words to song in large print before class.
2. Play the song for the children, helping them follow along on the song sheet.
3. Discuss the song, using a few questions from the discussion sheet. *Don't use them all!*
4. Introduce sign language for key words of your choice from sign language sheet for your song. Use as few or as many as you think the children can learn.
5. Sing and sign the song. Sign language as well as large format lyrics and sheet music are found in the PFI Unit Songbook or online.
6. If desired, play the Song Game.

**Optional TAKING IT TO OTHERS Activity: Presenting and Singing the Song**
1. Sing and sign the song, encouraging the watching children/parents to join in.
2. Ask the class some of the questions listed below. The Bible Truth Connection Question is particularly good to help them understand how the song ties in with the Bible Truth.

**Seek the LORD**

Seek the LORD while He may be found,
Call upon Him while He is near,
Seek the LORD while He may be found,
Call upon Him while He is near,
Let the wicked forsake his way,
And the unrighteous man his thoughts,
Let him return to the LORD,
That he may have compassion on him,
That he may have compassion on him,
Isaiah Fifty-five, six and seven.

**Listen to it on PFI ESV Songs 7, Track 16**

## Song Game: Mimic Me!

**Materials**
Sign Language
Song

**Preparing the Game**
None.

**Playing the Game**
1. Practice the song and signs until the children know them well. Choose a person to be the leader and let them decide upon an action for everyone to do as they sing the song, such as jump on one foot, etc.
2. Sing the song while doing the chosen action.
3. Select another child to be the leader.
4. If desired, you can choose a different action for different important words in the song, such as jump on one foot when you sing the word "grace", but clap your hands when you sing the word "Jesus". Ask the children the meaning of each of the words before adding in their action.

Game continues as number of questions, time, and attention span allow.

# STORY REVIEW P.1

Directions: Read and discuss Bible Truth, using a FEW of the questions. Play game. Feel free to modify the game to fit your children.

**General Story Questions**

1. What did the robbers gather to do? *To have an auction.*
2. What were they auctioning off and why? *All the goods from a merchants' wagon they had robbed earlier that day. They auctioned it off among themselves because it was too much stuff to sell in one place. Someone would get suspicious. This way they could spread out and hoped to go unnoticed by the sheriff.*
3. What did the auctioneer mock about auctioning? Why? *A New Testament. His heart was hard to God's laws. He knew it would talk about loving and living for God and that they weren't people who did that.*
4. Why did the auctioneer read a chapter? *The crowd urged him to so they could make fun of it.*
5. Why didn't the old robber join in the fun? What was he doing instead? *He was thinking about the last time he heard that chapter read by his godly father in family devotions. He was seriously taking the words to heart.*
*6. Why did the other robber think the old man should get the Bible? He was the worst of them all.*
7. What did the robbers do after the auction? *Spread out across the country to sell their stuff without being noticed, hopefully.*
8. What did the old man do after the auction? *Found a secret place to read the New Testament.*
9. What was the old man looking for in the New Testament? *To find out if he could be forgiven for his sins even though he had done so many terrible things.*
10. What did the old man find out from the New Testament about forgiveness? *Jesus came to seek and save sinners, even very bad sinners.*
11. What did the old man do when he saw that Jesus offered forgiveness? *He confessed his sins, and in repentance and faith, trusted Jesus as his Savior. God heard his prayer and saved him.*
12. What did the old man decide he should do after becoming a Christian? *Repent of the way he had been living by stop being a robber and turning himself in to the sheriff for just punishment.*
13. What did the pastor do when he heard the old man's testimony? *He praised God; gave the old man assurance that God does forgive sinners like him; and went with him to the jail.*
14. Who was the old man surprised to see at the jail? How did they get there? *All the rest of the robbers. They had been arrested when they tried to sell their things in the villages.*
15. What happened to the robbers? *They were sentenced to death and executed.*
16. What happened to the old man? *He was given ten years in prison because he turned himself in and because of the great change that had happened in him. He was let out after seven years for good behavior.*
17. What did the old man do after he got out of prison? What was he like? *He worked for a kind, rich man. He grew in godliness each day. He was a great blessing to the man and his family.*

**Bible Truth Connection Questions**

1. What does this story have to do with our Bible Truth: **God Gave Us His Laws to Convict Us of Our Sin, That We Might Be Saved**? *When the old robber heard God's Word, it convicted him of his many sins. As he read more of the New Testament, he was even more convicted of his sinfulness; but, he also rejoiced to see that Jesus offered forgiveness to sinners, even very bad sinners like he.*
2. Why is it not just to know God's Word? What more needs to happen if we are to be saved? *Many people can know God's Word in their heads, but reject it in their hearts. They need to allow it to convict them of their sins so they can confess their sins & in repentance and faith, trust in Jesus as their Savior.*
3. What can we do to see the sins we need to be convicted and forgiven for? *We can read God's Word & learn His laws. We can ask our parents/teachers/friends sins that they see we can confess.*
4. If we have done very sinful things, is there still forgiveness for us? *Yes, Jesus promises that whoever comes to Him, in humility and in faith, He will never drive away. He will forgive their sins completely and make them one of His people.*

**Life Application Questions**

1. What wickedness do we struggle with in our own hearts?
2. What wonderful gift does God offer us, even though we are sinners? How can we receive it? *Forgiveness of sins and eternal life! By turning from our sins and trusting in Jesus as our own Savior.*

# STORY REVIEW P.2

**Bible Verse Connection Question**

1. What does the story have to do with our **Bible Verse: Isaiah 55:6-7**: ""Seek the Lord while he may be found; call upon him while he is near; let the wicked forsake his way, and the unrighteous man his thoughts; let him return to the LORD, that he may have compassion on him, and to our God, for he will abundantly pardon."?
*When the old robber was a boy, he knew he was wicked but foolishly chose to hard his heart and not listen to God's Word. He did not seek the LORD while He could be found as a boy. But God in His great mercy, gave the old robber another chance to hear His Word, see his own wickedness and be pardoned. This time, the old robber turned to the LORD, confessed his sins and was saved.*

**ACTS Questions**

1. What is something we can praise God for being that we learned in our story? *Praise God for being so merciful to sinful people. Praise God for being the giver of His powerful Word, the Bible.*
2. What is something we can confess as sin that we learned in our story? *Confess that many times, like the man in our story, we hear God's Word and we know God's Word, but we would rather do what we want to do. Too often, we choose to reject God and His good ways. We deserve His punishment. We need a Savior!*
3. What is something we can thank God for that we learned in our story? *We can thank God for being so full of compassion and mercy that He would still forgive and accept people who have chosen to deliberately ignore and rebel against Him and His good laws. We can thank Him for using His Word, including His laws, not just to show us that we are sinners, but to convict us of our sins that we might turn to Him and be saved.*
4. What is something we can ask God for that we learned in our story? *We can ask God to help us to know and love Him and His good Word. We can ask Him to use His Word to convict us of our sins and trust in Him as our Savior.*

**The Gospel**

1. What is the gospel that the robber came to believe?
*God is the good Creator and King of the world. He made people to worship Him and live by His good laws. But we are all sinners who have rebelled against Him. We all deserve death--God's just, eternal punishment for our sins. How terrible! But God has good news for us. In His great mercy, God sent His Son Jesus to earth to save sinners. Yes, Jesus, the perfect Son of God, left His home in heaven and became a man. He lived the perfect life that pleases God. (He's the only one who has ever done that!) He offered it up to God His Father as the perfect sacrifice for sins when He suffered and died on the cross. Then, on the third day, Jesus rose from the dead in victory. He had fully paid for the sins of God's people, so they wouldn't have to! Now all who turn away from their sins and trust in Jesus as their Savior will receive forgiveness of sins and eternal life with God. They will be His very own special people who will know Him and enjoy Him forever. We can be God's people, too, if we turn from our sins and trust in Jesus as our own Savior.*

# Game: Shoe Search and Ransom

**Materials**
The children's shoes
Masking Tape
Story Review Questions, one per child
Paper and marker/pencil for writing questions and keeping score

**Preparing the Game**
1. Choose 20+ questions for your game from the Story Review Discussion Questions, or make up your own.
2. Hide the questions around the room. Make a line out of tape for each team, approximately long enough to place one shoe per child per team on it.

**Playing the Game**
Have the children sit down in lines of equal teams. Have them take off one of their shoes and give them to you to place along the taped line in front of their team and then sit back down in their groups. Tell them that in order for them to get back their shoes, they will have to do a little searching and ransoming. Explain that questions on small pieces of paper are hidden around the room. You will alternate between the two teams asking the first person in each line to get up and find a question for their team to answer. (The person hunting can ask for suggestions, if desired, from his/her seated teammates.) If the team answers it correctly, then that child's shoe is "ransomed". If not, then the question goes to the other team to answer. If they answer it correctly, then the first team member's shoe is ransomed.

Continue until all shoes are ransomed. Repeat game as time and attention spans allow.

**Non-competitive Option**
Don't split into teams. Have the children sit down in a circle around the pile of shoes. Let one or two children at a time search for a question for the teacher to ask the group. If the group gets it right, then the child/children can ransom one of their shoes. Continue until everyone has their shoes ransomed.

**Optional TAKING IT TO OTHERS Activity: Quiz Questions**
Have the children choose a few of the questions from the game to ask the parents/other children during TAKING IT TO OTHERS time. Help pre-readers by whispering the question in their ear and letting them ask it aloud to the parents/other children.

# CASE REPLAY ACTIVITIES P.1

Use this guide to review the Case Story and act it out for others to enjoy!

## CASE REPLAY, JR: YOUNGEST CHILDREN

**Description:** The children will act out the story together, everyone doing the same action/sound effect at the same time. This activity is most suitable for kindergarteners.

**Materials**
The Case RePlay, Jr. script for younger children

**Preparation**
1. Read through the script and write in the blanks along the side possible actions/sound effects the children could do to act it out.

**Instructions**
1. Tell the children that they will be re-enacting the story together as you tell it.
2. As you read the script, lead the children in actions/sound effects to do with you.
3. If desired, you can read the script and stop at certain sentences and ask them what a good action/sound effect would be to act out what you just read.
4. Repeat the re-enactment one or two times more.

## CASE REPLAY, SR: OLDER CHILDREN

**Description:** The children act out the story as a three-scene play. You will narrate it using the Case RePlay, Sr. script and they will act it out (no spoken words, for the most part), with each child assuming a different character's role. This activity is most suitable for first grade and up. You will review the story, then practice it a few times before performing it for others.

**Materials**
The Case RePlay, Sr. script
White board or other large format paper
Costumes and props

**Preparation**
1. Prepare for the play by choosing costumes and props for each character in the story. Decorate the area with any scenery props.
2. Write the words "Beginning," "Middle," "End" on a large piece of paper/whiteboard with plenty of space under each heading. You will use this paper to help the children think about the story as a three-scene play, as it is presented in the script.

**Instructions**
1. Tell the children that they will get to act out the story as a three-scene play, with a beginning, middle and end section. Tell them that before they can act it out, they need to think it out. as you narrate it with your script.
2. Take the children's answers as they recount the story, helping them put key incidents in the right order.
3. If desired, when they have filled in their Beginning, Middle, End, read through your whole (real) script, so they hear exactly what you will have them act out.
4. Then tell the children that it's time to practice acting out the story.
5. Assign parts to each child. If you are using costumes, do NOT give them out at this point. They will be a distraction.
6. Have all the children sit on the floor or in chairs on one side of the "stage," then call the characters up in place as their part in the story comes.
7. As you read the script, guide the children in where you want them to move or do to act it out.
8. After going through the whole script once, give out any costumes and props and act out the script once or twice more.

**Optional TAKING IT TO OTHERS Activity: Re-enacting the Story**
Read the script as the children act out together (younger) or assuming different roles (older) as the other children or the parents watch.

# CASE REPLAY, JR--YOUNGER KIDS (KINDERGARTEN) P.2

Welcome to our Case Story Re-Action! The name of our story is: The Case of the Robber's Riches.

Our story takes place in the late 1700's in the Black Forest of Germany.

And now we present: "The Case of the Robber's Riches."

**Scene 1:**

At midnight, in a hidden place in the Black Forest, a band of robbers gathered by torchlight to hold an auction among themselves of all the beautiful things they had stolen from merchants' wagon that day. One robber stood up as auctioneer, holding up items for the others to bid upon, while passing beer around to drink. As a joke, the auctioneer held up a New Testament for them to bid upon. The crowd laughed and said insulting things about it. They urged the auctioneer to read some to decide its value and so they could make fun of it. The auctioneer opened and read a chapter in a mocking voice. The others laughed and clapped.

**Scene 2:**

But there was old robber in the group who did not join in the fun. Usually he would lead the others in doing bad things, but now he sat quietly as the auctioneer read from the Bible. He couldn't believe it! The man was reading the very chapter his godly father had read in family devotions long ago on the morning he ran away from home. His cold heart had rejected the verses back then, but now was hungry for them. Another robber noticed the old man wasn't joining it and joked that he should bid on the New Testament because he needed it more than any of them. The old man didn't joke back, but agreed. He put up his hand and bid full price for the Bible. After the auction, all the robbers spread out to sell their stuff in different villages, but the old man hid in a secret place and read the New Testament. He searched its pages to see if God still offered forgiveness for his sins and rejoiced to read that Jesus came to seek and save sinners, even very bad ones. He confessed his sins and turned in faith and repentance to Jesus and was saved.

**Scene 3:**

The old man promised God that he would leave his life of stealing to turn himself in to the sheriff for the punishment he justly deserved. He got up and walked to the nearest town. He found the pastor and told him his story. The pastor reassured the old man that Jesus had truly forgiven his sins. Together they went to the sheriff at the jail. Who should be see there but the rest of the robbers. They had been arrested the day before and were to be sent to trial and then executed. When the sheriff heard the old man's story, he promised to talk to the judge about how he had changed. Perhaps the judge would treat him with mercy. At trial, the robbers were all sentenced to death, except for the old man. He was sentenced to ten years in jail. After seven years they released him for good behavior. The rest of his life he spent working for a kind, rich man who hired him when he was released from prison. He grew in godliness and was a blessing to the man and family to the very end.

**Bible Truth Tie-In:**

The Bible Truth we are learning is: **God Gave Us His Laws to Convict Us of Our Sin, That We Might Be Saved.** When a boy, the old robber had shut out God's Word from his heart. Now as an old man, he let it convict him of his sin and soften his heart. He turned to the LORD and was saved.

**Actions:**

# CASE REPLAY, SR--OLDER KIDS (1ST GRADE AND UP) P.3

Welcome to our Case Story Re-Action! The name of our story is: The Case of the Robber's Riches.

Our story takes place in the late 1700's in the Black Forest of Germany.

The characters in our story are: Merchants; the Old Robber and the other robbers; the Old Robber as a boy; the Old Robber's family; Sheriff; Pastor; Judge (Archduke); and, the Kind, Rich Man and his family.

And now we present: "The Case of the Robber's Riches."

**Scene 1: (Beginning)**
At midnight, in a hidden place in the Black Forest, a band of robbers gathered by torchlight to hold an auction among themselves of all the beautiful things they had stolen from merchants' wagon that day. One robber stood up as auctioneer, holding up items for the others to bid upon, while passing beer around to drink. As a joke, the auctioneer held up a New Testament for them to bid upon. The crowd laughed and said insulting things about it. They urged the auctioneer to read some to decide its value and so they could make fun of it. The auctioneer opened and read a chapter in a mocking voice. The others laughed and clapped.

**Scene 2: (Middle)**
But there was old robber in the group who did not join in the fun. Usually he would lead the others in doing bad things, but now he sat quietly as the auctioneer read from the Bible. He couldn't believe it! The man was reading the very chapter his godly father had read in family devotions long ago on the morning he ran away from home. His cold heart had rejected the verses back then, but now was hungry for them. Another robber noticed the old man wasn't joining it and joked that he should bid on the New Testament because he needed it more than any of them. The old man didn't joke back, but agreed. He put up his hand and bid full price for the Bible. After the auction, all the robbers spread out to sell their stuff in different villages, but the old man hid in a secret place and read the New Testament. He searched its pages to see if God still offered forgiveness for his sins and rejoiced to read that Jesus came to seek and save sinners, even very bad ones. He confessed his sins and turned in faith and repentance to Jesus and was saved.

**Scene 3: (End)**
The old man promised God that he would leave his life of stealing to turn himself in to the sheriff for the punishment he justly deserved. He got up and walked to the nearest town. He found the pastor and told him his story. The pastor reassured the old man that Jesus had truly forgiven his sins. Together they went to the sheriff at the jail. Who should be see there but the rest of the robbers. They had been arrested the day before and were to be sent to trial and then executed. When the sheriff heard the old man's story, he promised to talk to the judge about how he had changed. Perhaps the judge would treat him with mercy. At trial, the robbers were all sentenced to death, except for the old man. He was sentenced to ten years in jail. After seven years they released him for good behavior. The rest of his life he spent working for a kind, rich man who hired him when he was released from prison. He grew in godliness and was a blessing to the man and family to the very end.

**Bible Truth Tie-In:**
The Bible Truth we are learning is: **God Gave Us His Laws to Convict Us of Our Sin, That We Might Be Saved.** When a boy, the old robber had shut out God's Word from his heart. Now as an old man, he let it convict him of his sin and soften his heart. He turned to the LORD and was saved.

# The Merchants' Wagon Full of Riches

**Description**
Children will make and decorate a wagon out of cardstock filled with paper riches.

**Materials**
White cardstock
More Cardstock OR Flat, lightweight plastic, like yogurt or cottage cheese lids, or even plastic milk lids enough to make 4 wheels per child (Pattern #11)
Scrap fabric
Crayons or markers
4 paper fasteners per child
Optional: Craft beads and thread
Tape

**Preparing the Craft**
1.Copy Patterns #1-10 out of cardstock, 1 per child.
2. Cut 4 of Pattern #11 (wheels) per child out of plastic or cardstock.
3. Make holes in center of each wheel and in the wagon in the places indicated.
4. Set out rest of materials.

**Making the Craft**
1.Show the sample of the craft you have made.
2. Have the children color in the wagon, and all the things to go inside the wagon.
3. If desired, can use the thread and beads to make "real" necklaces.
4. Tape together the sides of the wagon.
5. Put the wheels in place with the paper fasteners.
6. Have children cut a blanket from scrap fabric of choice to cover the merchants' goods in the wagon.
7. Put things on bed of wagon.

**Optional TAKING IT TO OTHERS Activity: Craft Presentation**
If you are presenting the craft to other children or parents the children can hold up their crafts (or your model craft) and read their Bible Truth Connection answers to explain the importance of the craft.

# STORY/CRAFT CONNECTION

Discuss the craft and prepare to present it to others P.2

CASE CRAFT

## Discussion Guide

**Instructions:**
As the children are settled into making their craft, ask them these questions to help them understand the craft's significance. Use the answers provided to guide the children's answers.

**Discussion Questions**

1. Who met in the Black Forest? To do what? *A group of robbers. They auctioned off the goods they robbed from some merchant's wagon earlier that day.*

2. What book was found among the goods? What did the auctioneer do with it? *A New Testament was among the goods. The auctioneer decided to make fun of it by reading a chapter to the robbers gathered there.*

3. What happened to the old robber when he heard the chapter read? *The old robber sat quietly as it was read. He had heard his father read these words, many years earlier. Now the Lord was using it to convict the old robber of his sins, that he would repent and trust in Jesus as his Savior.*

4. What is Bible Truth that we are learning?
*God Gave Us His Laws to Convict Us of Our Sin, That We Might Be Saved.*

5. What does our craft have to do with our Bible Truth: God Gave Us His Laws to Convict Us of Our Sin, That We Might Be Saved?
*In His great mercy, the LORD planned for that New Testament to be among the things in the merchants' wagon. He planned for the auctioneer to read the very same words the old robber's godly father had read to him. So that by the Holy Spirit, He brought conviction of sin to the old man's heart that he would turn from his sins and be saved.*

6. What can our craft help us remember?
*We never need to give up hope for those who have not yet accepted Jesus as Savior. The LORD is always at work, bringing His people to trust in Him. He is at work before they even want Him. He is at work in ways we can never imagine.*

TAKING IT TO OTHERS

## Craft Presentation

**Instructions:**
Have children hold up your model craft/their crafts. Choose five children (or you say) the five sections below to explain the craft's importance.

**Presentation:**

1. Our craft is: The Merchants' Wagon Full of Riches.

2. Deep in the Black Forest, an old robber listened quietly to a chapter read from a New Testament found among the riches in the merchants' wagon they had robbed that day. The LORD was using it to convict him of his sins, that he would repent and trust in Jesus as his Savior.

3. Our Bible Truth is: God Gave Us His Laws to Convict Us of Our Sin, That We Might Be Saved.

4. In His great mercy, the LORD planned for that New Testament to be among the things in the merchants' wagon. He planned for the auctioneer to read the very same words the old robber's godly father had read to him. So that by the Holy Spirit, He brought conviction of sin to the old man's heart that he would turn from his sins and be saved.

5. Our craft can help us remember that we never need to give up hope for those who have not yet accepted Jesus as Savior. The LORD is always at work, bringing His people to trust in Him. He is at work even before they want Him. He is at work in ways we can never imagine.

Note: Even non-readers can participate in presenting the craft, if you will whisper what they are to say in their ear and let them say it aloud for the others to hear.

Craft Patterns:
Robbers Money and Merchants' Goods





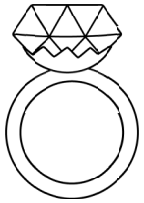

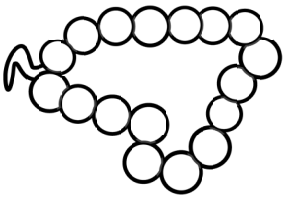



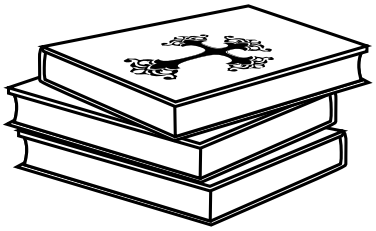

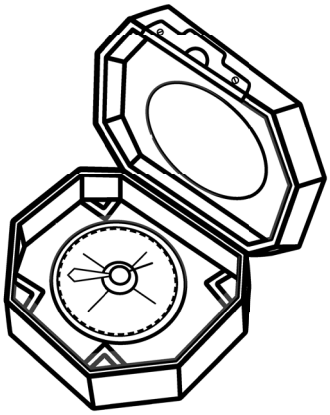

Wagon Wheel Pattern



Wagon Pattern

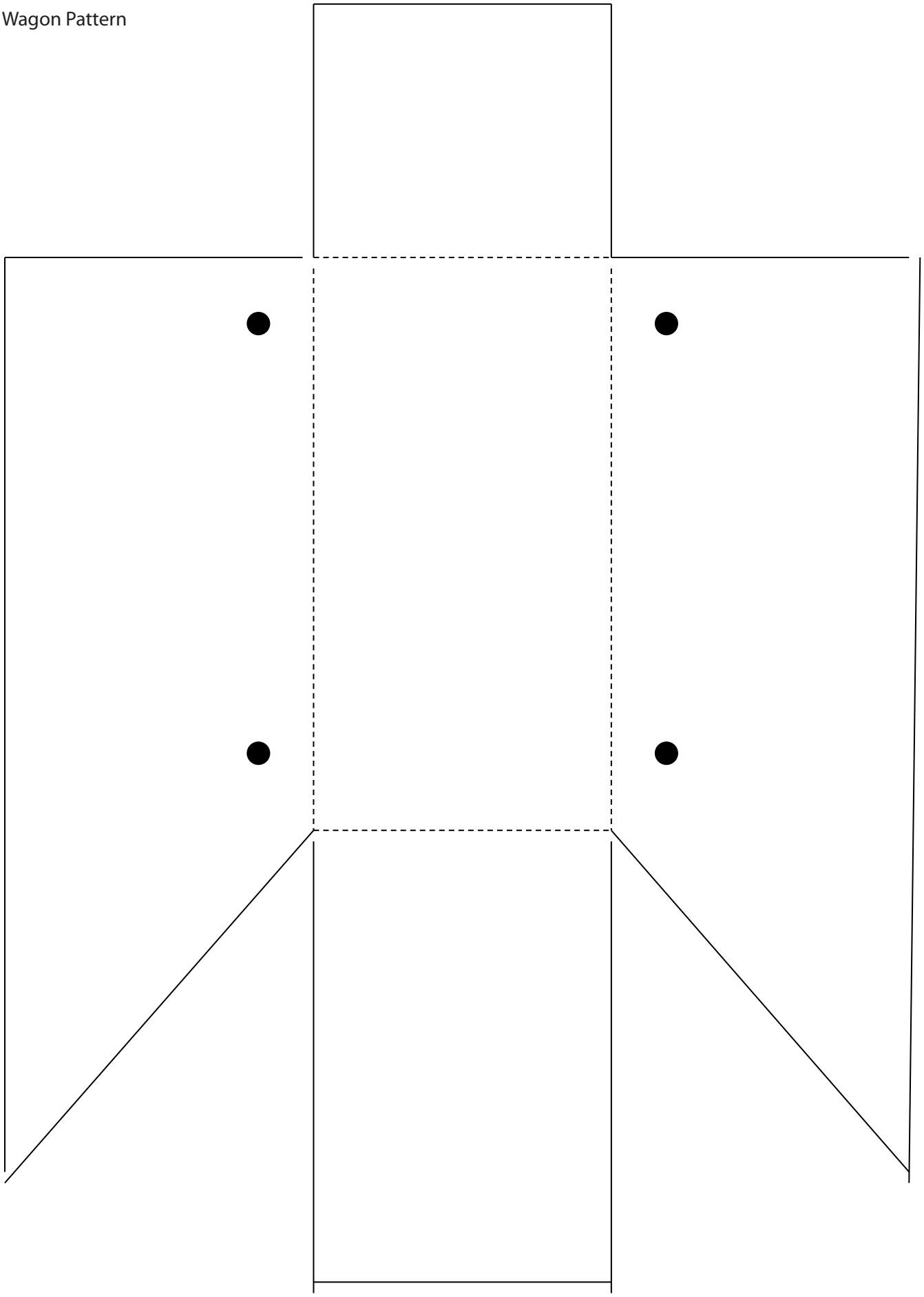

# TREAT SOMEONE LIKE A VIPP Pray for a Very Important Prayer Person P.1

## BEFORE CLASS:

### 1. PICK YOUR PERSON

VIPPs can be anyone in your church! Typically, they fall into 6 categories: Church staff, Elders, Deacons/deaconesses, Special Volunteers (people who aren't paid, but spend a lot of time helping out in particular ways), Supported Workers (a.k.a. missionaries), and Church Members.

### 2. GATHER YOUR FACTS

Use the VIPP Information Sheet to write down the facts about your VIPP. The information on this worksheet is used in the VIPP activities, listed in the "Choose an Activity" section below.

## DURING THE ACTIVITY:

### 1. INTRODUCE YOUR VIPP

Introduce your VIPP to the children, using the VIPP Information Sheet. Fill in a set of VIPP Clue Cards with the information for your VIPP. If desired, you can even have the actual person come into class for the children to meet.

Need help describing what someone does for the church in a kid-friendly way? Click on the list of common VIPPs and how to describe what they do to kids. See if your VIPP is one of these. It may save you some time.

### 2. PRAY!

Lead the children in praying for the VIPP. Ask the children if they would like to pray for one of the VIPPs prayer requests. Even non-readers can pray for the VIPP if you whisper the prayer request in their ear, then let them say it aloud. Never force a child to pray!

### 3. CHOOSE AN ACTIVITY

There are two activities you can use to help the children learn about the VIPP:

**VIPP Clue Cards:** These are 9 coloring sheets in which children fill in the 9 things they learn about the VIPP from the VIPP Information Sheet. Photocopy a set of each child. Use as few or as many of these Clue Cards as you desire.

**VIPP Game:** This is a game that uses a set of Clue Cards for one or two VIPPs.
Choose a VIPP and fill in his/her information on the VIPP Information Sheet. Fill in a set of VIPP Clue Cards with the information for your VIPP. Tell the children about the VIPP, having them fill in the VIPP Clue Cards with the key facts as they learn them. Write any words the children need to write on a white-board or other piece of paper so they can see how to spell them. Help younger children write these words on their clue cards. Ideas for how to tell the children about many common VIPPs are listed at praisefactory.org with the resources for this Bible Truth.

**Optional TAKING IT TO OTHERS Activity: Introduce and Pray for the VIPP**
If you are presenting the VIPP to other children or parents you can assign children to hold up the 10 clue cards and say what each card tells about the VIPP. (Or, you can have the children hold them up as you tell what each one means.) Then lead the children in praying for the VIPP.

# Game: Beanbag Toss In

**Materials**
Information for one VIPP
2 Sets of Clue Cards
8 Letter-sized Envelopes or folders
Bean Bag(s), one per child
Tape

**Preparing the Game**
1. Fill in one set of clue sheets for the VIPP you are using.
2. Tape the other (blank) set of Clue Cards to the outside of the manilla envelopes.
3. Put the filled-in clue cards in the corresponding envelope.
4. Tape each down to the floor, fairly close together.

**Playing the Game**
***Reveal*:** Tell the children about the VIPP, showing them your filled-in clue cards as you tell about them.

***Review*:** At your signal, have the children take toss their bean bags onto the envelopes. Then one that has the most bean bags on it./near it is the one you will open. (The children may have fun taking turns designating one as the target before tossing.) The teacher (or the child) tells the Clue Card category. The other children try to remember what the VIPP's answer was. Open it up and see if they got it right. If they did, the Clue Card is retired. If not, it can be added back into the Clue Cards to be tossed at.

# VIPP INFORMATION SHEET P.3

## VIPP NAME:

_____

## WHAT VIPP LOOKS LIKE

Man or Woman? _____

Hair color? _____

Eye color?_____

## FAVORITE ANIMAL

_____

_____

## FAVORITE FOOD

_____

_____

## FAVORITE FREE TIME ACTIVITY

_____

_____

## WHAT VIPP DOES DURING WEEK

_____

_____

_____

_____

## VIPP GROUP OF SERVICE:

Church Member  Deacon

Elder  Church Staff

Special Volunteer  Supported Worker (Missionary)

## 3 WAYS VIPP SERVES CHURCH

_____

_____

_____

_____

_____

_____

_____

_____

## 3 WAYS TO PRAY FOR THE VIPP

_____

_____

_____

_____

_____

_____

_____

_____

# BIBLE TRUTH 3, LESSON 3: PLANNER/OVERVIEW

## GETTING STARTED: Welcome and Opening Songs *(introduce unit and get kids moving with these songs)*

**Welcome to Praise Factory:** PFI: Praise Factory Investigators Theme Song *PFI ESV Songs 7, Track 1*

**Rules to Help Us Worship God and Love One Another:** WoGoLOA Classroom Rules Song
*PFI ESV Songs 7, Track 2*

**Big Question Under Investigation:** Big Question 7 Songs *PFI ESV Songs 7, Tracks 3,4*

**Big Question Bible Verse:** Psalm 19:7,9,10,11 Songs: *PFI ESV Songs 7, Tracks 5,6,7*

## DIGGING DEEP DOWN: Key Concept and Story *(introduce the Bible Truth and tell the related story)*

**Bible Truth 3:** God Gave Us His Laws to Convict Us of Our Sin, That We Might Be Saved

**Bible Truth Hymn:** Breathe on Me, Breath of God, v.1 *PFI ESV Songs 7, Track 15*

**Bible Verse**: Isaiah 55:6-7

**Bible Verse Song:** Seek the LORD *PFI ESV Songs 7, Track 16*

**Lesson 3 New Testament:** The Case of the Convicting Convict *Matthew 3,4,5,14; Mark 6:14-29; Luke 3,2*

## TAKING ACTION: Response Activities *(choose from among these activities)*

**Snack and Discussion Planner:** The King and the Prisoner of Machaerus

**ACTS Prayer:** Prayer Sheet

**Bible Truth Review:** Discussion Questions and Game: Beanbag Grand March

**Bible Truth Hymn:** Breathe on Me, Breath of God, v.1 *PFI ESV Songs 7, Track 15*
Song, Sign Language and Song Game: Word Take Away **PFI ESV Songs 7 BOOK or ONLINE**

**Bible Verse Review:** Isaiah 55:6-7,13 Discussion Sheet and Game: Balloon Find

**Bible Verse Song:** Love Isaiah 55:6-7,13 *PFI ESV Songs 7, Track 16*
Song, Sign Language and Song Game: Big Voice, Little Voice **PFI ESV Songs 7 BOOK or ONLINE**

**Story Review:** Discussion Questions and Game: The Answer's in the Tent

**Case Replay, Jr: Drama Activity for Youngest Children** (children do same story actions together)

**Case Replay, Sr: Drama Activity for Most Children** (children re-tell story with individual parts)

**Craft:** John Brought Up from the Dungeon to Preach

**VIPP (Very Important Prayer Person) Prayer Time:** Coloring Sheets (back of book), Game: Hot and Cold Hide

## TAKING IT HOME: Take Home Sheet for Review and Family Devotions

**PFI Pronto:** Bible Truth 3, Lesson 3 **PFI ESV PRONTOS 7 BOOK or ONLINE**

# NEW TESTAMENT STORY P.1

**The Case of the Convicting Convict** *Matthew 3,4,5,14; Mark 6:14-29; Luke 3,2* by Connie Dever

**Our story is: The Case of the Convicting Convict. As you listen to the story, see if you can figure out:**
1. A convict is someone who has been arrested and put in jail. Who was the convict? Why was he in jail?
2. Who did he hope to convict of his sins that he might repent? Did this person repent?

This story takes place in New Testament times, while Jesus lived on earth.

Away from village and city. Away from family, friends and their everyday lives, people were going. Out into the hot, dry wilderness of Judea. Why? To listen to the words of a wild-looking man named John, living out there near the Jordan River. John looked like Prophet Elijah, with his long, uncut hair and his camel-hair sackcloth clothes. He sounded like Prophet Elijah, too, as he gave his urgent message: "Repent for the kingdom of God is near!"

The people listened and wondered: "Could the Messiah be coming at last? Was John the 'voice crying in the wilderness' to prepare the way for the LORD, the Messiah?" Many believed he was. So crowds of people from Judea, Jordan and Jerusalem journeyed out into the wilderness to see and to listen.

But John's message wasn't a message of see and listen. It was a message of change. People needed to repent— to turn away in their hearts from their love of sin, and to turn away in their lives from the sinful ways they lived. This is was John was urging all to do.

But who ***would*** repent and believe? Many people did. They confessed their sins and were baptized by John there in the Jordan River. Their baptism was a sign of their repentance and their looking forward in faith to the forgiveness of sins God would give through the coming Messiah. Even people known as especially bad sinners came to be baptized, too. People like the Jewish tax collectors who had taken too much money from people. People like the Jewish soldiers who did cruel things to help the tax collectors came, too. They all repented, believed and were baptized.

But the Pharisees and Sadducees—the Jewish religious leaders-- were a different matter. They refused to repent and believe: "Why should we, of all people, repent? We fast twice a week; we keep all of God's laws and even all the little rules that the Jewish teachers have made up. We make our sacrifices; we give a tenth of everything we have—even our spices. We are ready for the Messiah already," they thought. "Besides, God will save all the Jews, just because they are the sons and daughters of Abraham. Only really sinful people, like those tax collectors and soldiers, need to repent. Not us!" they said. "John is wrong. He certainly is NOT the prophet preparing the way for the Messiah!" they insisted.

But John knew the truth. All people are sinners who need God's forgiveness. It didn't matter who you were. How sad it was that the Pharisees and Sadducees believed if all Israel repented for a day, then Messiah would come. Yet they were the ones unwilling to repent themselves!

"You think you are right with God already, but your lives don't show it," John said to them. "No one is saved just because they come from Abraham's family. I baptize people with water for repentance, to prepare them for the Messiah. After me He will come. He is more powerful than I--whose sandals I'm not even fit to carry! And He will baptize people with the Holy Spirit and with fire. He will bring eternal life to those who repent and believe, but God's judgment on those who will not. This will be what happens to you, if you don't repent of your sins," John warned then. Offended and furious, the Pharisees and Sadducees went to report what John was saying to the other leaders.

Then one day, John announced the Messiah had come! "Here He is, Jesus, the one God will use to take away the sins of the world!" Now there was more reason to get rid of John. Who was he to announce Jesus as the Messiah! They would must do something now!

**Story-telling Tips**
Ahead of time:
1. Read the Bible verses and story. Pray!
2. Create story cue cards on index cards (or highlight text).
3. Practice telling story dramatically, timing your presentation Shorten, if necessary to fit your allotted time.
4. Decorate area with story props that help bring your story alive.

During your presentation:
1. Maintain as much eye contact as possible as you tell the story. Point to/use props at important points in the story. Include the kids in your story with a few questions about what they think will happen or words/concepts that might be new to them.
2. Watch the kids for signs that their attention span has been reached. Shorten, if necessary.

But the Pharisees and Sadducees didn't have to. King Herod, sitting in his luxurious palace, not far to the east of the Jordan River. Would take care of John instead. His spies reported to him about John: "You should see the crowds of people coming to hear him and be baptized!," his spies told him. "The Pharisees and Sadducees hate John, but the common people, tax collectors and soldiers are repenting and being baptized. They love him," they told Herod.

"You better watch John," the spies warned. "He may become a powerful enemy. He says the Messiah is coming. He talks against you. He says your marriage to Herodias, your brother's wife, is wrong. The people are listening. Be careful or he will turn them against you."

Queen Herodias was furious when she heard this! It was true. She had left her husband to be wife to the powerful King Herod. And as a daughter of the High Priest, Herodias knew God's laws and that she had broken them. But she would not repent. She wanted John dead. "Silence that man!" she ordered.

Herod agreed, but he had to be careful. The people loved John. He must silence John without killing him to keep them happy. Herod posted guards and waited until John crossed the Jordan River into his territory. When he did, they seized him and put him in Herod's dungeon there at Machaerus.

Even with John out of the way, Herod couldn't stop thinking about him. "What is John like? I have to see him and hear him, myself," Herod thought. So John be brought before him and Herod allowed him to speak: "I am the voice crying out in the wilderness," John told him. 'Prepare yourselves for the way of the LORD. The Kingdom of God is near. The Messiah is coming. Repent! You must not have Herodias, your brother's wife!"

Herod was fascinated by John, but his words disturbed him. Him, repent?! He was half-Jew. He knew God's laws and how he had broken them. Now God was graciously using John to offer Herod salvation.

Would Herod repent and believe in the coming Messiah? No, he would not! Herodias certainly wouldn't either! She looked for a chance get rid of John for good.

At last it came. Herod threw a big party to celebrate the day he was crowned tetrarach of Galilee and Perea. High officials, military commanders and other important men came. As they climbed the steep cliff and entered the castle grounds, his guests could not help but be impressed with Machaerus. It looked out onto the rugged Judean wilderness and the lovely hills of Hebron from its 3800-foot perch above the Dead Sea. Herod had huge storehouses for grain and food; cisterns full of gallons of water; and an arsenal filled with every weapon imaginable. It was all so amazing!

In the banquet hall, dinner went on for hours as dish after dish of fine food was served. Then came the entertainment. Salome, Herodias' daughter, pleased them with her splendid dancing. Round and round, faster and faster, she leapt and twirled to the beat of the music, delighting everyone with her beauty and grace.

No one was more pleased with Salome's dancing than Herod, himself. In front of all his guests he stood up and said to her: "Ask me for anything you want, and I'll give it to you., up to half my kingdom," he promised.

"What shall I ask for?" Salome asked her mother.

At last the moment Herodias had waited for: "Ask for the head of John the Baptist," she coldly answered.

Salome went to the king and said: "Give me the head of John the Baptist…on a platter."

The king was so upset. What was he to do? He had made a promise to her before these important men! To refuse her might cause these men to distrust him. Herod wanted them to know he was a man of his promises. Oh, how Herodias had trapped her husband! Would he have John put to death, and anger the people who loved John? Or, would he save John's life and lose the respect of these men? And what about himself? Would Herod really add killing John to the long list of wicked things he had done already? Or, would he at last repent and prepare his heart for the Messiah whom John said was coming?

Herod gave into the pressure, brushing aside any stirring in his heart he answered, "You heard the girl. Send the executioner to the dungeon. Bring her John's head." The executioner did as he was told. John's head was brought in and given to Salome...then she gave it to her mother.

John the Baptist died that night in Machaerus, but that did not stop the plans of God. All that John had promised came true. The Messiah, Jesus, had come

and He was bringing the Kingdom of God. Reports began to stream in to Herod from all over Galilee about Jesus. What amazing things he said and did! The the people who had repented of their sins and by faith prepared their hearts for salvation through Jesus, joyfully received Jesus and were saved.

But the Pharisees, the Sadducees, and Herod who had rejected John, rejected Jesus, too. The Pharisees and Sadducees had Jesus' arrested. Then on the very morning of Jesus' death, they had Him brought before Herod for questioning. Herod had been as curious about Jesus as he had been about John. Here was the Messiah standing right before him, would he seek the salvation John had promised Jesus would bring? No, he would not. He would not be convicted of his sins or repent of them. He would not believe in Jesus. He and his soldiers dressed Jesus in a purple robe and mocked Him; then sent Him back to be condemned to die. Once more God had shown Herod mercy, but once more he chose to keep his wicked ways with his wicked wife. What a sad end for King Herod!

## Cracking the Case:

**It's time to answer our Case Questions.**

**1. A convict is someone who has been arrested and put in jail. Who was the convict? Why was he in jail?**
John (the Baptist). Herod and his wife didn't like that he said that they were sinners for getting married. (She had been Herod's brother's wife first.)

**2. Who did he hope to convict of his sins that he might repent? Did this person repent?**
Herod. No, he did not.

## Something For You and Me

**Our Bible Truth is: God Gave Us His Laws to Convict Us of Sin That We Might Be Saved**
**Our Bible Verse is: Isaiah 55:6-7**
"Seek the LORD while He may be found; call on him while he is near. Let the wicked forsake his way and the evil man his thoughts. Let him turn to the LORD, and He will have mercy on him, and to our God, for He will freely pardon."

How merciful God had been to Herod! How many times He urged Herod to repent and prepare his heart for the salvation that was to come through the Messiah. Yet every single time, Herod refused to repent. To the day he died--as far as we know--Herod never repented of his sins and believed in Jesus.

What about you and me? Are we shocked that Herod never repented of his sins? We shouldn't be. All of us, like Herod are lawbreakers with rebellious hearts. Too many times, we would rather keep our sinful, selfish ways rather than be convicted of our sins and turn to God. Let's praise God for His mercy shown to all of us, sinners. Let's praise Him for using His laws to convict us of our sins. Let's ask Him to send the Holy Spirit to work in our hearts and the hearts of others that we all might repent, believe in Jesus, and be saved.
*Close in prayer.*

## Closing ACTS Prayer

**A** God, we praise You for being holy and yet so merciful! You call us all to repent of our sins that we might be saved through Jesus!

**C** God, we confess that we are sinners, like the people who heard John the Baptist's message. We also need to turn away from our sins and trust in Jesus as our Savior.

**T** God, we thank You for not leaving sinful people like us in our sins, but providing a way of salvation as Your free gift through Jesus.

**S** God, work in our hearts! Help us to turn away from our sins and trust in Jesus as our own Savior. Help us to live faithful lives, like John the Baptist--faithful to You, all the way to the day we die!

## Special Words

**Pharisees and Sadducees:** Jewish leaders.

**Machaerus:** Fortress-palace built by Herod.

**Tetrarch:** One of four rulers who rule over a country.

**Messiah:** The promised king and deliverer from God.

# ACTS PRAYER ACTIVITY

Use this sheet to write down your ACTS Prayer

**Instructions:**

Use this sheet to help the children apply the Bible Truth into a prayer. You can use the ACTS provided or even better, have the kids think of their own applications. Also have the children add their personal requests to the prayer, too. Lead the children in the prayer or let them pray sections, with your help. Never force a child to pray! Non-readers can participate by you whispering a section of the prayer into their ear and allowing them to pray it aloud for the group.

## ADORATION:

God, we praise You for being so merciful. You are the God who convicts sinners of sins to save them, not just condemn them.

God, we praise You for being.....

Add your own Adorations:

## CONFESSION:

God, we confess that we have broken Your good laws in many ways. We deserve Your punishment! We need a Savior!

God, we have sinned against You....

Add your own Confessions:

## THANKSGIVING:

Thank You, God for giving us Your laws that show us what sin is. Thank You for using Your laws to not just show us we are sinners, but to point us to our need of Jesus as our Savior.

God, we thank You for...

Add your own Thanksgivings:

## SUPPLICATION:

God, work in our hearts! Help us turn away from our sins and trust in Jesus as our Savior.

God, we need Your help...

Add your own Supplication:

## SNEAKY SNACK

Can you figure out how this snack ties in with our case?

**Snack: The King and the Prisoner of Machaerus**

Ice cream cone (the two-sized cylinder kind, not the cone-shaped kind) "Machaerus" with teddy graham John the Baptist stowed in the bottom section "dungeon". Stand Herod and Herodias Teddy grahams on top of a rounded cookie, spread with a little icing and place on top of cone. If desired, can have lemon/orange/raspberry sherbet to put in cones after the children guess the meaning of the Teddy grahams. This could stand for the torches that lit the castle at the banquet. NOTE: Might want to use sugar-free ice cream to avoid too much sugar

This is only a suggestion. Feel free to modify. Be mindful of allergy issues among your children!

**Case Tie-in:** King Herod gave in to his wife, Herodias, and had John arrested and locked in the dungeon of Machaerus. She wanted John silenced for saying that it was wrong for her to be married to Herod. Neither she nor Herod wanted to turn away from their sins and prepare for the coming Messiah, as John urged.

## SOUL FOOD

Food for thought during snack time

1. What does the snack have to do with the story?

Choose a few questions from the other activity discussion sheets to talk about during this snack time.

2.

3.

4.

5.

6.

7.

# BIBLE TRUTH 3 REVIEW P.1

Directions: Read and discuss Bible Truth, using a FEW of the questions. Play game. Feel free to modify the game to fit your children.

**God Gave Us His Laws to Convict Us of Our Sin, That We Might Be Saved**

God made each of us with a heart that tells us what is right and wrong. When we hear God's laws, we know that they are right. When we disobey God's laws, we know that we are doing wrong. We know we are not the perfect law-keepers God created us to be and calls us to be.

God's laws remind us that we deserve God's punishment for our sins, but that's not all God has planned for His laws to do. He has also planned for His laws to show us our sin, that we would turn away from our sins and be saved.

God loves to save sinners! Jesus promised that whoever comes to Him, repenting of their sins and trusting in Him as their Savior, He will never turn away. No matter how bad of a lawbreaker they have been, He will forgive their sins and save them. He will forgive us all of our sins, if we repent of our sins and trust in Jesus as our Savior.

**Understanding the Bible Truth**

1. What has God given us to tell us what is right and wrong? *A heart.*
2. What do we know when we hear God's laws? *That they are right.*
3. How do we know we are not the perfect law-keepers God calls us to be? *We disobey God's laws.*
4. What do God's laws remind us? *That we are sinners deserving God's punishment.*
5. What wonderful, merciful thing did God plan for His laws to do? *To show us our sin that we would turn away from our sins, trust in Jesus and be saved.*
6. What did Jesus promise all people, no matter how badly they have sinned? *Whoever comes to Him, having truly repented of their sins and trusted in Him as Savior, He will never turn away.*
7. How can Jesus make this promise? *Because He paid for all the sins of all who would ever turn from their sins and trust in Him.*

**Bible Verse Connection Question**

1. What does our Bible Truth have to do with our **Bible Verse: Isaiah 55:6-7**: "Seek the Lord while he may be found; call upon him while he is near; let the wicked forsake his way, and the unrighteous man his thoughts; let him return to the LORD, that he may have compassion on him, and to our God, for he will abundantly pardon.?
*We seek the LORD by praying to Him and by reading His Word. His Word shows us that we are sinners deserving God's punishment. But it also promises that all who forsake their wicked ways (their rebellion against God) and their evil thoughts and turn to the LORD, He will have mercy on them. He will abundantly pardon.*

**Bible Truth Story Connection Questions**

1. What did John tell the people to do? *Confess their sins and repent that their hearts might be prepared for the coming of the Messiah and the Kingdom of God.*
2. How did the people know what to confess/repent of? *Their consciences told them what was wrong; and, they had God's laws in the Bible. Also, John told people like the soldiers, tax collectors, Pharisees, Sadducees and even Herod and Herodias what they should do.*
3. Why didn't the Pharisees and Sadducees confess their sins and repent? *They didn't think they needed to repent. They thought it was enough that they kept the little rules that the Jewish leaders had made up about God's laws. They thought it was enough that Abraham was their great, great, great, etc. grandfather. God accepted Abraham, so God accepted them.*
4. How did God show great mercy to Herod, even though he rejected it each time? *He had John preach to Herod many times; He even allowed him to see and talk with Jesus, right before He died.*

**Life Application Questions**

1. How do we know what is wrong? *We know through the heart that God gave us, especially as we hear the Word of God.*
2. How does the LORD remind us of His laws to convict us of sin that we might be saved? *As we read His Word, we know His laws. His Holy Spirit uses it to show us our sin that we might confess them to God and turn to trust Jesus as our Savior.*

# BIBLE TRUTH 3 REVIEW P.2

**Life Application Questions**

1. Have you ever found it hard to persevere in faithful love to someone else? When?
2. What is something good for God's people to remember when they have to forgive someone and they don't want to? *Remember God's forgiveness of their sins; remember that it is His command to forgive others.*
3. How can we become God's people? *By turning away from our sins and trusting in Jesus as our Savior.*

**ACTS Questions**

1. What is something we can praise God for because of this Bible Truth? *Praise God for His great love for His people shown through sending His Son to save His people.*
2. What are sins we can confess to God because of this Bible Truth?
*Confess that we have not loved others as God calls us to.*
3. What is something we can thank God for because of this Bible Truth?
*Thank God for giving us people who love us. Thank God for His Holy Spirit who helps His people love others as God wants them to.*
4. What is something we can ask God for because of this Bible Truth?
*Ask God to work in our hearts and make us His people. Ask God to help us to turn from our sins and trust in Jesus as our Savior. Ask God to fill us with His Holy Spirit and help us to love others in the same way that He has loved His people.*

**The Gospel**

1. God wants His people to love others as He has loved them? How has God shown His great love to His sinful people? What is the gospel?
*God is the good Creator and King of the world. He made people to worship Him and live by His good laws. But we are all sinners who have rebelled against Him. We all deserve death--God's just, eternal punishment for our sins. How terrible! But God has good news for us. In His great mercy, God sent His Son Jesus to earth to save sinners. Yes, Jesus, the perfect Son of God, left His home in heaven and became a man. He lived the perfect life that pleases God. (He's the only one who has ever done that!) He offered it up to God His Father as the perfect sacrifice for sins when He suffered and died on the cross. Then, on the third day, Jesus rose from the dead in victory. He had fully paid for the sins of God's people, so they wouldn't have to! Now all who turn away from their sins and trust in Jesus as their Savior will receive forgiveness of sins and eternal life with God. They will be His very own special people who will know Him and enjoy Him forever. We can be God's people, too, if we turn from our sins and trust in Jesus as our own Savior.*

## Game: Beanbag Grand March

**Materials**
Small bowl or bag
1 Bean Bag per child
CD and CD player
Bible Truth Questions

**Preparing the Game**
1. Choose 20+ questions for your game from the Bible Truth Discussion Questions, or make up your own.
2. Write the Bible Truth questions on small thin strips of paper (or make a photocopy of the Bible Truth Discussion Questions and simply cut them into strips) and put them in the bag/bowl.

**Playing the Game**
Have the children form partners, then form a big double circle. Give each child a bean bag. Have them balance them on their heads. Tell the children that you will start the music and tell the children to move however you command them to move, such as march, walk, skip, tip toes, big knee bends, pat head, fly like a bird, etc. (BUT NOT RUN!!!) and try not to let their bean bag fall off their heads. When/if the bean bag falls off, a team is to sit down. When the music stops, all of the seated children are asked a question. If they get the right answer, then everyone is released to the march again. If not, then they must wait until the next time a question is asked and answered correctly.

Game continues as number of questions, time, and attention span allow.

NOTE: Have the children who are "out" help make up actions for the other children to do, put them in charge of the music, etc. along with you. This will keep them happily occupied as they continue.

**Non-competitive Option**
Let all the children whose beanbag fell join back into the march, even if the class misses the question. Add the missed question back into the bag for further review.

**Optional TAKING IT TO OTHERS Activity: Quiz Questions**
Have the children choose a few of the questions from the game to ask the parents/other children during TAKING IT TO OTHERS time. Help pre-readers by whispering the question in their ear and letting them ask it aloud to the parents/other children. Make sure you read the Bible verse aloud before you ask your questions.

# BIBLE TRUTH HYMN P.1

Directions:
1. Write words to song in large print before class.
2. Play the song for the children, helping them follow along on the song sheet.
3. Discuss the song, using a few questions from the discussion sheet. *Don't use them all!*
4. Introduce sign language for key words of your choice from sign language sheet for your song. Use as few or as many as you think the children can learn.
5. Sing and sign the song. Sign language as well as large format lyrics and sheet music are found in the PFI Unit Songbook or online.
6. If desired, play the Song Game.

**Optional TAKING IT TO OTHERS Activity: Presenting and Singing the Song**
1. Sing and sign the song, encouraging the watching children/parents to join in.
2. Ask the class some of the questions listed below. The Bible Truth Connection Question is particularly good to help them understand how the song ties in with the Bible Truth.

**Breathe on Me, Breath of God**

**Verse 1**
Breathe on me, Breath of God,
Fill me with life anew,
That I may love what Thou dost love,
And do what Thou wouldst do.

**Listen to it on PFI ESV Songs 7, Track 15**

## Understanding the Song

1. Who is the "Breath of God"? Why? *The Holy Spirit is nicknamed the "Breath of God." Our breath fills our body the air that it needs to live. The Holy Spirit fills our spirit with Himself so that we can know and love God and have eternal life.*
2. What does it mean to ask the Holy Spirit to breath on us? *To fill our hearts with Himself.*
3. What does it mean for the Holy Spirit to fill us with life anew? *"Life anew" means "new life." The Holy Spirit is the One who comes into our sinful, rebellious hearts, cleanses them of sin and fills them with love for God. This is called "new life" because it is such a big change from living however our sinful hearts want to live. It is being dead in our spirit (not knowing or loving God) and then being made alive in our spirit (knowing and loving God).*
4. How does the singer of the song want the Holy Spirit to help him love? *What God loves.*
5. What does God love? How do we know this? *God loves Himself—Father, Son and Holy Spirit and the glory of His name. He loves all of His good and holy ways. He loves all of His creation, especially people who He made in His image. We know this from the Bible.*
6. What does the singer of the song want the Holy Spirit to help him do? *To do what God would do.*
7. What does God do that the singer wants to do? How do we know this? *God does many things that humans cannot do; but there are some things that God does that humans can at least act like. We can love Him and we can love others. We can bring glory to God's name. We can live by His holy laws. We can hate evil. We know what God wants us to do by reading His Word, especially His laws.*

## Bible Truth Connection Question

1. How does this song relate to our Bible Truth: **God Gave Us His Laws to Convict Us of Our Sin, That We Might Be Saved**?

*It is the Holy Spirit who convicts us of our sin when we hear God's laws. He is the one that works in our hearts to want to stop rebelling against God and start repenting. He works in us to love what God loves and to want to do what God would have us do. It is by His work that we turn in faith to trust Jesus as our Savior.*

## Story Connection Question

1. How does this song relate to today's story? *John the Baptist urged everyone to repent of their sins that their hearts might be prepared for the coming of the Messiah. Many of the common people & outcasts heard John's message were convicted of their sins, repented & were baptized. Their hearts were ready when Jesus came. They heard His message & believed in Him and were saved. They desired for the Holy Spirit to breathe new life into their hearts. They desired to love and to do as God would have them do. But the Pharisees, Sadducees, Herod & Herodias rejected John's message. Their hearts were not prepared for Jesus' message. They rejected it & were not saved. The Holy Spirit did not come to make their hearts new. They did not love or do as God would have them do because they did not have the Holy Spirit in their hearts.*

# BIBLE TRUTH HYMN P.2

**Bible Connection Question**

1. What does this hymn have to do with our Bible Verse: ***Isaiah 55:6-7***: "Seek the Lord while he may be found; call upon him while he is near; let the wicked forsake his way, and the unrighteous man his thoughts; let him return to the LORD, that he may have compassion on him, and to our God, for he will abundantly pardon."?
*The Breath of God is a nickname for the Holy Spirit. He works in the hearts of people, showing them their sin and helping them to forsake their evil ways. Without the Holy Spirit, no one will turn away from their sins and turn to God for forgiveness. This hymn is a prayer asking the Holy Spirit to work inside our hearts, giving us new life and filling us with love for God. These are gifts that God gives us when, in His mercy, we turn to Him and He freely pardons us.*

**Life Application Questions**

1. How can our lives be affected by the message of this song? *We can praise God sending the Holy Spirit to work in rebellious hearts, bringing them to conviction of sin and faith in Jesus. We can ask God to send His Holy Spirit to use God's laws to bring conviction of sin in our own hearts and the hearts of others. We can ask Him to help us to love and to do what the LORD loves and would have us do.*

**ACTS Questions**

1. What is something we can praise God for from this hymn?
*Praise God for being the Giver of His Holy Spirit who can change us.*
2. What are sins we can confess to God from this hymn?
*That many times we do not love God as we should. We love ourselves and our own ways better. We deserve His punishment! We need a Savior!*
3. What is something we can thank God for from this hymn?
*We can thank God being able to change even our hard hearts, filling them with His new life and with love for Him.*
4. What is something we can ask God for from this hymn?
*That God would work in our hearts and give us new life. We can ask Him to help us to love and do whatever He would have us do.*

**Gospel Question**

1. How can we receive new life from God? How can we be saved from our sins? What is the gospel?
*God is the good Creator and King of the world. He made people to worship Him and live by His good laws. But we are all sinners who've rebelled against Him. We all deserve death--God's just, eternal punishment for our sins. How terrible! But God has good news for us. In His great mercy, God sent His Son, Jesus to earth as a man to save sinners. He lived the perfect life that pleases God. (He's the only one who's ever done that!) He offered it up to God His Father as the perfect sacrifice for sins when He suffered and died on the cross. Then, on the third day, Jesus rose from the dead in victory. He had fully paid for the sins of God's people, so they wouldn't have to! Now all who turn away from their sins and trust in Jesus as their Savior will receive forgiveness of sins and eternal life with God. They will be His very own special people who will know Him and enjoy Him forever. We can be God's people, too, if we turn from our sins and trust in Jesus as our own Savior.*

## Song Game: Word Take Away

**Materials**
Sign Language Signs and Song
White board and marker
Eraser

**Preparing the Game**
1. Write the words to the song on a white board.

**Playing the Game**
1. After children have learned the song and signs well, then tell the children that you are going to leave out words from the song (that you've learned signs for) and just do the sign in its place.
2. Have the children help you choose a word to take out. Erase the word from the board. Review the sign the for erased word.
3. Sing the song, trying to remember to NOT sing the word and do only the sign.
4. Continue to take out words until all of the words (with signs) have been taken out.

Game continues as number of questions, time, and attention span allow.

# BIBLE VERSE REVIEW P.1

choose a FEW questions for discussion, then choose the game and/or music activity

***Meditation Version: Isaiah 55:6-7***
"Seek the Lord while he may be found; call upon him while he is near; let the wicked forsake his way, and the unrighteous man his thoughts; let him return to the LORD, that he may have compassion on him, and to our God, for he will abundantly pardon."

***Alternate Memory/Games Version: Isaiah 55:6,7***
"Let the wicked forsake his way, and the unrighteous man his thoughts; let him return to the LORD, that he may have compassion on him, and to our God, for he will abundantly pardon."

**Understanding the Bible Verse**

1. Who should we seek? *The LORD.*
2. Why is the word "LORD" in all capitals, instead of little letters like most names? *"LORD" is a substitute word for the real name of God: Yahweh. The Israelites felt the name Yahweh too holy and special for people to say or even write. They wrote the word LORD instead.*
3. What does it mean to seek the LORD while He may be found and while He is near? *Does it mean that sometimes He hides from people or goes far away from them? God gives us a very special gift when we understand that we are sinners and we need to ask Him for forgiveness to be saved. It is a decision we must make before we die; and the sooner we make it, the better. Our hearts might become harder or more rebellious; our lives might even end. We should seek the LORD's forgiveness today, because we do not know what will happen next.*
4. What is a wicked person, an unrighteous man like? *Anyone who does not love God, but rebels against His good ways over and over and over.*
5. What should the wicked, the unrighteous man do? *Forsake (turn away from) their (sinful, rebellious)ways and thoughts.*
6. Since Christians do sinful things, are they wicked or evil? *Christians are wicked, evil people who have confessed their sins to God. They have forsaken their sinful ways and thoughts and have turned to trust in Jesus as their Savior. They still fight sinful temptations and may many times give into them in sinful ways, but Jesus has forgiven them and by His Holy Spirit living in their hearts, gives them strength to keep fighting against sin.*
7. What happens to the wicked, evil person who forsakes his sinful ways/thoughts and turns to the LORD? *He promises to show him mercy and pardon.*
8. Why can the LORD pardon wicked people? *Because Jesus took the punishment for the sins of all who will ever turn from their sinful ways and trust in Him.*

**Bible Truth Connection Question**

1. What does this verse have to do with the **Bible Truth: God Gave Us His Laws to Convict Us of Our Sin, That We Might Be Saved?**
*God's laws make it clear to people what wickedness. He uses it to convict them of their wickedness that they might forsake their ways and turn to Him for pardon through Jesus and be saved.*

**Story Connection Questions**

1. How does this verse relate to our story? *John the Baptist urged everyone to turn from their wickedness to the LORD so their hearts would be prepared for the coming of the Messiah. Many of the common people and outcasts heard and repented. The Pharisees, Sadducees and Herod did not. Most refused to forsake their wicked ways and thoughts. Most did not turn to the LORD while He was "near". Most did not seek His mercy or pardon…and were not saved.*

**Life Application Questions**

1. What wickedness do we struggle with in our own hearts?
2. What wonderful gift does God offer us, even though we are sinners? How can we receive it? *Forgiveness of sins and eternal life! By turning from our sins and trusting in Jesus as our own Savior.*

# BIBLE VERSE REVIEW P.2

**ACTS Questions**

1. What is something we can praise God for from this Bible Verse?

*Praise God for being Someone We Can Find When We Seek Him.*

2. What are sins we can confess to God from this Bible Verse?

*That many times we don't want to seek the LORD. We don't want to forsake our rebellious ways. We deserve God's punishment! We need a Savior!*

3. What is something we can thank God for from this Bible Verse?

*We can thank God for offering full pardon for sins, even to the worst of sinners, when they turn from their sins and trust in Jesus as their Savior.*

4. What is something we can ask God for from this Bible Verse?

*We can ask God to work in our hearts that we would want to turn away from disobeying Him and trust in this wonderful Jesus as our own Savior. We can ask Him to help us seek Him.*

**The Gospel**

1. What did Jesus do so that sinners can be forgiven their sins instead of facing God's eternal punishment? What is the gospel?

*God is the good Creator and King of the world. He made people to worship Him and live by His good laws. But we are all sinners who have rebelled against Him. We all deserve death--God's just, eternal punishment for our sins. How terrible! But God has good news for us. In His great mercy, God sent His Son Jesus to earth to save sinners. Yes, Jesus, the perfect Son of God, left His home in heaven and became a man. He lived the perfect life that pleases God. (He's the only one who has ever done that!) He offered it up to God His Father as the perfect sacrifice for sins when He suffered and died on the cross. Then, on the third day, Jesus rose from the dead in victory. He had fully paid for the sins of God's people, so they wouldn't have to! Now all who turn away from their sins and trust in Jesus as their Savior will receive forgiveness of sins and eternal life with God. They will be His very own special people who will know Him and enjoy Him forever. We can be God's people, too, if we turn from our sins and trust in Jesus as our own Savior.*

# Game: Balloon Find

**Materials**
Bible verse written up in large print so that all can see
2 large pieces of paper or poster board
Paper, pencil, permanent marker
Balloons, at least one per child and up to one per word of verse per team.
2 Baskets or garbage bags
Masking Tape

**Preparing the Game**
1. Make copy of the verse per team and cut it apart into as many parts as there are balloons per team. Number these verse pieces in order. Make a sign per team of the verse. If you have a lot of non- or early readers, write the verse in easy to read print, numbering each word/section that correspond to the sections on the cut-up version of the verse. If your children are all proficient readers, do not write the verse on the poster board, but simply draw lines and number them 1-10, corresponding to the 10 verse pieces. Write down and cut out the numbers used on the verse pieces and put in a little bag or jar. Designate particular colors /shapes of balloons for each team. You can choose to have only one color per team (i.e ., Team 1 has only blue balloons); Team 2 has only red ones) or multiple colors/shapes per team (i.e., Team 1 has orange and blue balloons, Team 2 has red and blue balloons). Roll up the pieces of paper and insert each one into each of the balloons. Write the corresponding number on the outside of the balloon with the permanent marker. Make sure to have a complete set of the verse for each team. Store each set of balloons in baskets or garbage bags until game time. Make a circle of masking tape: one larger one in the middle, where all the balloons will be released. Make two starting lines, one for each team.

**Learning the Verse**
Some or all of your children may be non- or early readers. Teach the verse in sections, having them say it after you. Repeat a few times. Add clapping or other movement as they say it.

**Directions**
1. If desired, lead the children in a discussion of a ***FEW*** of the most important questions before beginning game.
2. Explain the game to them as follows:
Split the children into two teams and have them stand/sit in line. Tell them that all the words to the Bible verse are inside of the balloons. Let them know what color balloons their team will be looking for. Release all the balloons into the middle circle. Say the verse together as a group. Draw a number out of the bag and tell it the group. Then, at your word, let the first child in each team go find the correctly numbered balloon from the pile of balloons. They will each bring back their balloon and sit on it to pop it (or let you or someone else pop it. Remove the piece of verse and put them in a pile. Everyone one then says the verse again, the teacher pulls another number out and the next two children go to find the new number. Continue until all the numbers are found. Have each team stick their verse pieces up on their poster board, then say the verse together. If working with less confident readers, point out to them that they can use the sign you made and the numbers in the verse pieces as hints to help them line it up properly. The team then says the verse together. The first team to do so, wins. The first team who does, wins.

**Non-competitive Option**: Have the teams add each piece of verse to their poster board as it is retrieved from the balloon. At the end, have everyone say the verse together again.

**Optional TAKING IT TO OTHERS Activity: Quiz Questions**
Have the children choose a few of the questions from the game to ask the parents/other children during TAKING IT TO OTHERS time. Help pre-readers by whispering the question in their ear and letting them ask it aloud to the parents/other children. Make sure you read the Bible verse aloud before you ask your questions.

# BIBLE VERSE REVIEW: MUSIC P.4

Directions:
1. Write words to song in large print before class.
2. Play the song for the children, helping them follow along on the song sheet.
3. Discuss the song, using a few questions from the discussion sheet. *Don't use them all!*
4. Introduce sign language for key words of your choice from sign language sheet for your song. Use as few or as many as you think the children can learn.
5. Sing and sign the song. Sign language as well as large format lyrics and sheet music are found in the PFI Unit Songbook or online.
6. If desired, play the Song Game.

**Optional TAKING IT TO OTHERS Activity: Presenting and Singing the Song**
1. Sing and sign the song, encouraging the watching children/parents to join in.
2. Ask the class some of the questions listed below. The Bible Truth Connection Question is particularly good to help them understand how the song ties in with the Bible Truth.

**Seek the LORD**

Seek the LORD while He may be found,
Call upon Him while He is near,
Seek the LORD while He may be found,
Call upon Him while He is near,
Let the wicked forsake his way,
And the unrighteous man his thoughts,
Let him return to the LORD,
That he may have compassion on him,
That he may have compassion on him,
Isaiah Fifty-five, six and seven.

**Listen to it on PFI ESV Songs 7, Track 16**

## Song Game: Big Voice, Little Voice

**Materials**
Song
Sign language signs used in the song printed out onto little cards
Blindfold

**Preparing the Game**
None.

**Playing the Game**
1. Practice the song and signs until the children know them well. Then tell them: "Children, we are going hide a sign language sign and see if one of you can find it… with a little help from the rest of us!"
2. Choose someone to be "It" and blindfold them. Choose another child to hide one of the sign language cards. When it's hidden, "It" can remove the blindfold and begin to look.
3. The rest of the children will sing the song in a louder voice when "It" gets closer to the hidden sign and quieter when "It" gets further from the sign.
4. When "It" finds the hidden clue, another "It" is chosen and play begins again.

Game continues as number of questions, time, and attention span allow.

# STORY REVIEW P.1

Directions: Read and discuss Bible Truth, using a FEW of the questions. Play game. Feel free to modify the game to fit your children.

**General Story Questions**

1. Why were people going out to the wilderness by the Jordan River? *To hear John preach.*
2. What did John say to the people? *That the Messiah was coming and bringing God's Kingdom. They should prepare their hearts for Him by confessing their sins, repenting and being baptized.*
3. Who received John's message? *The common people and the outcasts.*
4. Who refused to receive John's message? *The Pharisees and Sadducees.*
5. Why did the Pharisees and Sadducees think they did not need to repent of sins? *They believed it was enough that they kept all the Jewish leaders' little rules about God's laws; and that they were the great, great, great, etc. grandchildren of Abraham. God accepted him, so that means He accepts them, too.*
6. What did John say about Herod and Herodias? *That it was wrong for them to be married because she was really Herod's brother's wife.*
7. What worried Herod about John? *That he would lead the people to revolt against him.*
8. Why did Herodias want John dead? *To silence what he said about Herod and her marriage.*
9. What did Herod do to John to get him away from the people? *He had him arrested and put in the dungeon of Machaerus.*
10. Why did Herod keep calling for John? *He knew he was a godly man. He was curious about what he was like and what he said.*
11. What was Herodias looking for an opportunity to do? *To have John killed, since her husband wouldn't do it.*
12. Why did Herod hold a big feast at Machaerus? Who came? *To celebrate his anniversary as tetrarch of Galilee. He invited officials, military commanders, and important men of Galilee.*
13. What would have impressed them about Machaerus? *All the weapons, the water cisterns and food storage; also, the incredible view.*
14. What did Salome do after the men had eaten dinner? *She danced for them.*
15. What did Herod offer Salome as a reward for her dancing? *Anything, up to half his kingdom.*
16. What did Herodias tell Salome to ask for? *John the Baptist's head.*
17. Why did Herod hesitate to give Salome what she wanted? *He knew John was a godly man. He was scared of what the people would do.*
18. What did Herod go ahead and have John executed? *He cared more about what people thought than what God thought.*
19. What happened with Jesus after John died? *Jesus began to preach the good news of the Kingdom of God, just as John said he would.*
20. Who received Jesus' message? *The common people and the outcasts who had prepared their hearts as John told them to.*
21. Who did not receive Jesus' message? *The Pharisees, Sadducees and Herod who all rejected John.*
22. How is it easy to be like the Pharisees? *We might think that because we go to church and do good things that we do not need to be convicted of our sins. We need to ask God to give us hearts that are easily convicted of its sin so we will turn to Him in repentance and faith.*
23. How is it easy to be like Herod? *We may have heard the need to confess our sins, repent and be saved, yet we may harden our hearts. We might be tempted to keep doing things to please people or just to suit ourselves rather than repenting and turning to Jesus.*

**Bible Truth Connection Questions**

1. What does this story have to do with our Bible Truth: **God Gave Us His Laws to Convict Us of Our Sin, That We Might Be Saved**? *In His great mercy, the LORD gave Herod many times to be convicted of his sins, repent and be saved. But he would not; nor did (most of) the Pharisees and Sadducees. Many of the common people and the outcasts, however, were convicted of their sins as they heard John preach. They did repent and turn in faith to prepare for the Messiah. They heard Jesus' message, believed and were saved.*

# STORY REVIEW P.2

**Bible Verse Connection Question**

1. What does the story have to do with our **Bible Verse: Isaiah 55:6-7**: "Seek the Lord while he may be found; call upon him while he is near; let the wicked forsake his way, and the unrighteous man his thoughts; let him return to the LORD, that he may have compassion on him, and to our God, for he will abundantly pardon."?
*John the Baptist urged everyone to turn from their wickedness to the LORD so their hearts would be prepared for the coming of the Messiah. Many of the common people and outcasts heard and repented. The Pharisees, Sadducees and Herod did not. Most refused to forsake their wicked ways and thoughts. Most did not turn to the LORD while He was "near". Most did not seek His mercy or pardon…and were not saved.*

**Life Application Questions**

1. How is it easy to be like the Pharisees? *We might think that because we go to church and do good things that we do not need to be convicted of our sins. We need to ask God to give us hearts that are easily convicted of its sin so we will turn to Him in repentance and faith.*
2. How is it easy to be like Herod? *We may have heard the need to confess our sins, repent and be saved, yet we may harden our hearts. We might be tempted to keep doing things to please people or just to suit ourselves rather than repenting and turning to Jesus.*

**ACTS Questions**

1. What's something we can praise God for from this story? *Praise God for being holy and yet so merciful! He calls us to repent of our sins that we might be saved through Jesus!*
2. What's something we can confess from this story? *Confess that we are sinners, like the people who heard John the Baptist's message. We also need to turn away from our sins and trust in Jesus as our Savior.*
3. What's something we can thank God for from this story? *We can thank God for not leaving sinful people like us in our sins, but providing a way of salvation as His free gift through Jesus.*
4. What is something we can ask God for, from this story? *We can ask God to work in our hearts, helping us to turn away from our sins and trust in Jesus as our own Savior. We can ask Him to help us to live faithful lives like John the Baptist--faithful to God even to death!*

**The Gospel**

1. Who was John the Baptist preparing the people for? What was Jesus coming to do? What is the gospel? *John was preparing them for the coming of Jesus, who was coming to save God's people. The gospel is: God is the good Creator and King of the world. He made people to worship Him and live by His good laws. But we are all sinners who have rebelled against Him. We all deserve death--God's just, eternal punishment for our sins. How terrible! But God has good news for us. In His great mercy, God sent His Son Jesus to earth to save sinners. Yes, Jesus, the perfect Son of God, left His home in heaven and became a man. He lived the perfect life that pleases God. (He's the only one who has ever done that!) He offered it up to God His Father as the perfect sacrifice for sins when He suffered and died on the cross. Then, on the third day, Jesus rose from the dead in victory. He had fully paid for the sins of God's people, so they wouldn't have to! Now all who turn away from their sins and trust in Jesus as their Savior will receive forgiveness of sins and eternal life with God. They will be His very own special people who will know Him and enjoy Him forever. We can be God's people, too, if we turn from our sins and trust in Jesus as our own Savior.*

# Game: The Answer's in the Tent

**Materials**
Various props, objects, costumes, or even pictures from the story, enough for one idea per child at least.
A small pup tent or blanket and chairs made into a tent
Paper and pencil/pen to write down questions
Jar or bag

**Preparing the Game**
1. Make a list of main characters, objects, elements from the story. For example in the story of Jesus being tempted in the wilderness you could have rocks, bread, blocks (like from the Temple), a globe, a red robe/shirt, etc. (for Satan), white robe for angels who came to comfort Jesus at the end, a Bible (the word of God that Jesus used to refute Satan), a picture of a desert or the sun, the number 40 (for 40 days and nights without food). The Plan-a-Play story sheet is a good source of ideas. If desired, you can write different point values--such as 5, 10, 25 points-- on questions, depending upon how hard they are. Place these objects in the tent.
2. Make up questions that have these props as their answers, such as: What did Satan tempt Jesus to turn the rocks into when He was so hungry? (bread)
3. Place the questions in a jar or bag.

**Playing the Game**
Have the children sit down in lines of equal teams. Tell them that in the tent are answers to the questions that you have folded up in the bag. They will take turns listening to a question and having the first person in line go into the tent and find the prop/costume piece/etc. that answers the question. If a team doesn't get the right prop, then the first person from the other team gets to go up and see if they can find it for a point.

Continue until all have had a chance to play or all questions have been answered. Tally points. Repeat game as time and attention spans allow.

**Non-competitive Option**
Don't put points on the questions. Don't split into teams, but instead sit in a circle around the tent. Have the children take turns going into the tent to retrieve the prop that fits the answer to the question.

**Optional TAKING IT TO OTHERS Activity: Quiz Questions**
Have the children choose a few of the questions from the game to ask the parents/other children during TAKING IT TO OTHERS time. Help pre-readers by whispering the question in their ear and letting them ask it aloud to the parents/other children.

# CASE REPLAY ACTIVITIES P.1

Use this guide to review the Case Story and act it out for others to enjoy!

## CASE REPLAY, JR: YOUNGEST CHILDREN

**Description:** The children will act out the story together, everyone doing the same action/sound effect at the same time. This activity is most suitable for kindergarteners.

**Materials**
The Case RePlay, Jr. script for younger children

**Preparation**
1. Read through the script and write in the blanks along the side possible actions/sound effects the children could do to act it out.

**Instructions**
1. Tell the children that they will be re-enacting the story together as you tell it.
2. As you read the script, lead the children in actions/sound effects to do with you.
3. If desired, you can read the script and stop at certain sentences and ask them what a good action/sound effect would be to act out what you just read.
4. Repeat the re-enactment one or two times more.

## CASE REPLAY, SR: OLDER CHILDREN

**Description:** The children act out the story as a three-scene play. You will narrate it using the Case RePlay, Sr. script and they will act it out (no spoken words, for the most part), with each child assuming a different character's role. This activity is most suitable for first grade and up. You will review the story, then practice it a few times before performing it for others.

**Materials**
The Case RePlay, Sr. script
White board or other large format paper
Costumes and props

**Preparation**
1. Prepare for the play by choosing costumes and props for each character in the story. Decorate the area with any scenery props.
2. Write the words "Beginning," "Middle," "End" on a large piece of paper/whiteboard with plenty of space under each heading. You will use this paper to help the children think about the story as a three-scene play, as it is presented in the script.

**Instructions**
1. Tell the children that they will get to act out the story as a three-scene play, with a beginning, middle and end section. Tell them that before they can act it out, they need to think it out. as you narrate it with your script.
2. Take the children's answers as they recount the story, helping them put key incidents in the right order.
3. If desired, when they have filled in their Beginning, Middle, End, read through your whole (real) script, so they hear exactly what you will have them act out.
4. Then tell the children that it's time to practice acting out the story.
5. Assign parts to each child. If you are using costumes, do NOT give them out at this point. They will be a distraction.
6. Have all the children sit on the floor or in chairs on one side of the "stage," then call the characters up in place as their part in the story comes.
7. As you read the script, guide the children in where you want them to move or do to act it out.
8. After going through the whole script once, give out any costumes and props and act out the script once or twice more.

**Optional TAKING IT TO OTHERS Activity: Re-enacting the Story**
Read the script as the children act out together (younger) or assuming different roles (older) as the other children or the parents watch.

# CASE REPLAY, JR--YOUNGER KIDS (KINDERGARTEN) P.2

Welcome to our Case Story Re-Action! The name of our story is: The Case of the Convicting Convict.
Our story takes place in New Testament times, while Jesus lived on earth.
And now we present: "The Case of the Convicting Convict."

**Scene 1:**

People from all over Israel went out to the wilderness by the Jordan River to hear John preach. John urged them to prepare their hearts for the coming Messiah and the Kingdom of God He would bring by confessing and repenting of their sins, and be baptized. Many people repented, believed and were baptized. Even outcasts, like the tax collectors and solders, heard John's message, and responded. They wanted to be ready for the Messiah. But the Pharisees and Sadducees--the Jewish leaders-- heard John's message and rejected it. They didn't think they needed to repent. They thought it was enough to keep all the Jewish leaders little rules about God's laws and that Abraham was their great, great, great, grandfather. John told them they needed to repent, too, but they wouldn't listen. They angrily went back and told the others what John said about them. John also rebuked Herod for taking his brother's wife, Herodias, for himself.

**Actions:**

**Scene 2:**

News of what John was saying and doing reached Herod and Herodias. Herod was afraid John might lead the people to revolt against him. Herodias wanted him killed for what he said about Herod and her. Herod had John arrested and chained up in the dungeon of Machaerus to keep him out of trouble. Herod was fascinated with John and many times called for him to be brought before him to preach. John rebuked him and told him to repent of his sins; but, Herod would not. Herodias got angrier and angrier every time Herod had John preach to him. She waited for the right moment to have him killed. At Herod's anniversary of being tetrarch, she got her chance. Herod invited all the important officials, the military commanders, and men of Galilee to a rich feast in his honor at Machaerus. After dinner, Herodias' daughter Salome danced for them. Herod was so pleased with her dancing that in front of all his guests he promised her up to half his kingdom. She asked her mother what to ask for and Herodias told her to ask for John the Baptist's head. Salome asked for his head to be brought to her on a platter. Herod didn't want to do it, but decided it was more important to keep his promise in front of his guests than to do what was right and spare John. John was put to death and his head brought on a platter to Salome.

**Scene 3:**

John died, but everything he had preached happened. The Messiah Jesus came and preached the good news of salvation. Many people heard Jesus' message and received it. By repentance and faith, they turned to Him and were saved. But not the Pharisees, Sadducees and Herod who had refused to be convicted of their sins, repent and be prepared for the Messiah. They rejected Jesus' message. They had HIm arrested and made plans to kill Him. On the day Jesus was to die on the cross, he was brought before Herod to be judged. Even then, with Jesus right in front of him, Herod would not soften his heart. He and his soldiers mocked Him in unbelief. As far as we know, Herod never repenting of his sins. May we not be like him! May we all turn away from our sins and trust in Jesus as our Savior!

**Bible Truth Tie-In:**

The Bible Truth we are learning is: **God Gave Us His Laws to Convict Us of Our Sin, That We Might Be Saved.** Herod refused to be convicted of his sins, repent and prepare his heart for Messiah Jesus. Instead, he chose to harden his heart and please himself, his wife and others. As far as we know, he received the full consequences of his choice: he died in his sins. Oh, may we not respond to God like Herod! May we hear and repent, and know salvation through Jesus!

# CASE REPLAY, SR--OLDER KIDS (1ST GRADE AND UP) P.3

Welcome to our Case Story Re-Action! The name of our story is: The Case of the Convicting Convict.

Our story takes place in New Testament times, while Jesus lived on earth.

The characters in our story are: John; Common people; Outcasts (Tax collectors and soldiers); Pharisees and Sadducees; Herod and Herodias; Officials, Military commanders, and important men of Galilee; and, Jesus.

And now we present: "The Case of the Convicting Convict."

**Scene 1: (Beginning)**
People from all over Israel went out to the wilderness by the Jordan River to hear John preach. John urged them to prepare their hearts for the coming Messiah and the Kingdom of God He would bring by confessing and repenting of their sins, and be baptized. Many people repented, believed and were baptized. Even outcasts, like the tax collectors and solders, heard John's message, and responded. They wanted to be ready for the Messiah. But the Pharisees and Sadducees--the Jewish leaders-- heard John's message and rejected it. They didn't think they needed to repent. They thought it was enough to keep all the Jewish leaders little rules about God's laws and that Abraham was their great, great, great, grandfather. John told them they needed to repent, too, but they wouldn't listen. They angrily went back and told the others what John said about them. John also rebuked Herod for taking his brother's wife, Herodias, for himself.

**Scene 2: (Middle)**
News of what John was saying and doing reached Herod and Herodias. Herod was afraid John might lead the people to revolt against him. Herodias wanted him killed for what he said about Herod and her. Herod had John arrested and chained up in the dungeon of Machaerus to keep him out of trouble. Herod was fascinated with John and many times called for him to be brought before him to preach. John rebuked him and told him to repent of his sins; but, Herod would not. Herodias got angrier and angrier every time Herod had John preach to him. She waited for the right moment to have him killed. At Herod's anniversary of being tetrarch, she got her chance. Herod invited all the important officials, the military commanders, and men of Galilee to a rich feast in his honor at Machaerus. After dinner, Herodias' daughter Salome danced for them. Herod was so pleased with her dancing that in front of all his guests he promised her up to half his kingdom. She asked her mother what to ask for and Herodias told her to ask for John the Baptist's head. Salome asked for his head to be brought to her on a platter. Herod didn't want to do it, but decided it was more important to keep his promise in front of his guests than to do what was right and spare John. John was put to death and his head brought on a platter to Salome.

**Scene 3: (End)**
John died, but everything he had preached happened. The Messiah Jesus came and preached the good news of salvation. Many people heard Jesus' message and received it. By repentance and faith, they turned to Him and were saved. But not the Pharisees, Sadducees and Herod who had refused to be convicted of their sins, repent and be prepared for the Messiah. They rejected Jesus' message. They had Him arrested and made plans to kill Him. On the day Jesus was to die on the cross, he was brought before Herod to be judged. Even then, with Jesus right in front of him, Herod would not soften his heart. He and his soldiers mocked Him in unbelief. As far as we know, Herod never repenting of his sins. May we not be like him! May we all turn away from our sins and trust in Jesus as our Savior!

**Bible Truth Tie-In:**
The Bible Truth we are learning is: **God Gave Us His Laws to Convict Us of Our Sin, That We Might Be Saved.** Herod refused to be convicted of his sins, repent and prepare his heart for Messiah Jesus. Instead, he chose to harden his heart and please himself, his wife and others. As far as we know, he received the full consequences of his choice: he died in his sins. Oh, may we not respond to God like Herod! May we hear and repent, and know salvation through Jesus!

# John Brought Up from the Dungeon to Preach

**Description**
Children will make a pop-up John who comes up from his dungeon to preach before Herod and Herodias.

**Materials**
White cardstock
16 oz. paper cups, 1 per child
1 long wooden kebab stick per child
White cardstock
Brown/gray craft sand
Markers
Tape
Strong glue and sponge pieces as applicators
Brown/gray felt to make one 5" diameter circle per child (Could also use cardstock, but not preferable) OR a lid that fits on the cup
Glue gun and glue sticks

**Preparing the Craft**
1. Poke hole just big enough for the kebab stick in bottom of each cup.
2. Cut slits for prison bars in front half of cup, leaving uncut space at top and bottom.
3. Using your cup as a guide, cut out 1 brown felt circle per child, about ½" larger than rim. Cut slits in each as shown in Figure #1.
4. Use glue gun to glue edges of felt circle to rim allowing edges to hang over. OR, if you have lids for your cups, just cut inner slits in lid.
5. Copy onto cardstock 1 of Patterns #1-4 per child. Cut out.
6. Set out craft sand in 13" x 9" baking trays or equivalent. Set out glue and sponge pieces..

**Making the Craft**
1. Show the children a copy of the craft.
2. Have the children color in Herod, Herodias, and John.
3. Decorate the inside wall of the castle above the line. Glue Herod and Herodias in place above the line.
4. Spread glue all around the cup and all over the back side of castle wall.
5. Attach castle wall to back side of cup (area without prison bars).
6. Roll cup in craft sand so that it leaves a fine coat all around the prison bars and up the back side of the castle wall.
7. Securely tape John onto the sharp end of wooden kebab stick. Insert other end of stick through hole and lower John down into the dungeon by pulling down on the stick. Now John can be brought up and taken back down to the dungeon.

NOTE: If you do not want to use craft sand, you can purchase brown/gray cups and decorate the cardstock back of castle and dungeon with markers.

**Optional TAKING IT TO OTHERS Activity: Craft Presentation**
If you are presenting the craft to other children or parents the children can hold up their crafts (or your model craft) and read their Bible Truth Connection answers to explain the importance of the craft.

CASE CRAFT
**Discussion Guide**

**Instructions:**
As the children are settled into making their craft, ask them these questions to help them understand the craft's significance. Use the answers provided to guide the children's answers.

**Discussion Questions**
1. Where did King Herod put John when he was arrested? *In his dungeon at Castle Machaerus.*

2. What did King Herod order be done with John many times? *To be brought up to preach to him.*

3. Why did he want to listen to John? What did John hope King Herod would do? What did King Herod do? *He knew John was a godly man and was both scared and curious about what John had to say. He never took John's words to heart. He did not repent of his sins.*

4. What is Bible Truth that we are learning? *God Gave Us His Laws to Convict Us of Our Sin, That We Might Be Saved.*

5. What does our craft have to do with our Bible Truth: God Gave Us His Laws to Convict Us of Our Sin, That We Might Be Saved?
*Through John's preaching, the LORD gave Herod many opportunities to be convicted of his sin, repent and be prepared for the Messiah. But Herod always hardened his heart and refused to change. He cared more about what others thought and doing whatever he wanted to do.*

6. What can our craft help us remember? *We, too, have heard God's laws, perhaps even many times. What will we do? Will we refuse to change like Herod, or will we confess our sins, repent and be saved?*

TAKING IT TO OTHERS
**Craft Presentation**

**Instructions:**
Have children hold up your model craft/their crafts. Choose five children (or you say) the five sections below to explain the craft's importance.

**Presentation:**
1. Our craft is: John Brought Up from the Dungeon to Preach.

2. At Castle Machaerus, King Herod the Tetrarch many times ordered for John to be brought up from the dungeon to preach to him. He knew he was a godly man and was both scared and curious about what John had to say... yet he took John's words to heart. He did not repent of his sins.

3. Our Bible Truth is: God Gave Us His Laws to Convict Us of Our Sin, That We Might Be Saved.

4. Through John's preaching, the LORD gave Herod many opportunities to be convicted of his sin, repent and be prepared for the Messiah. But Herod always hardened his heart and refused to change. He cared more about what others thought and doing whatever he wanted to do.

5. Our craft can help us remember that we, too, have heard God's laws, perhaps even many times. What will we do? Will we refuse to change like Herod, or will we confess our sins, repent and be saved?

Note: Even non-readers can participate in presenting the craft, if you will whisper what they are to say in their ear and let them say it aloud for the others to hear.

Craft Pattern #1
Back Side of Castle

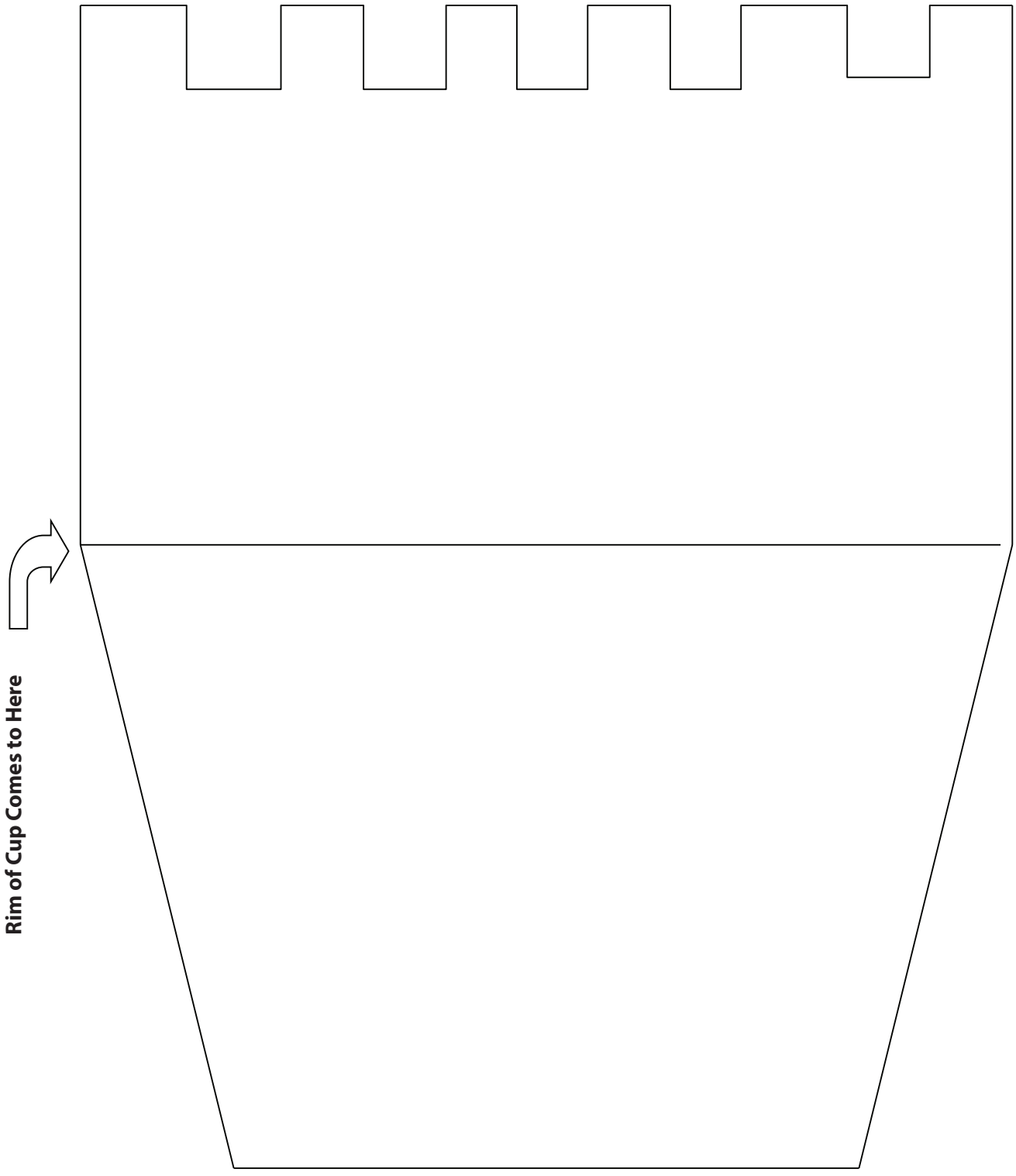



**Pattern 2 King Herod**

**Pattern 3 Queen Herodias**



**Pattern 4 John the Baptist with Guards**

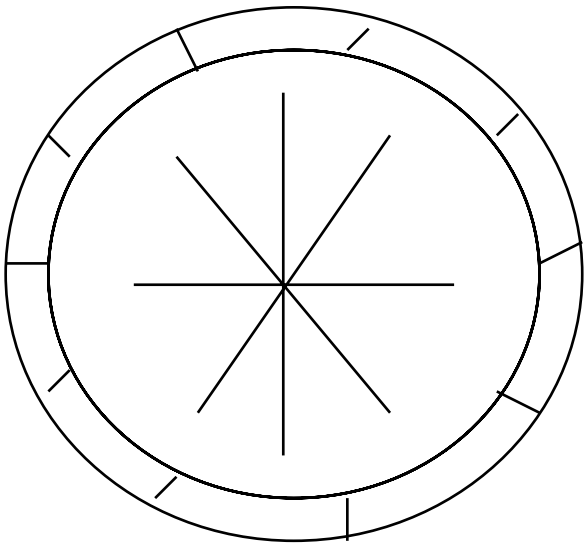

**Figure #1**
**Diagram of Slits**
Fold over rim of cup along dashed circle. Dashed lines to make slits to help fold felt/paper over rim. You will glue these down to rim of cup. Solid lines make slits for John to come up out of dungeon.

# TREAT SOMEONE LIKE A VIPP Pray for a Very Important Prayer Person P.1

## BEFORE CLASS:

### 1. PICK YOUR PERSON

VIPPs can be anyone in your church! Typically, they fall into 6 categories: Church staff, Elders, Deacons/deaconesses, Special Volunteers (people who aren't paid, but spend a lot of time helping out in particular ways), Supported Workers (aka missionaries), and Church Members.

### 2. GATHER YOUR FACTS

Use the VIPP Information Sheet to write down the facts about your VIPP. The information on this worksheet is used in the VIPP activities, listed in the "Choose an Activity" section below.

## DURING THE ACTIVITY:

### 1. INTRODUCE YOUR VIPP

Introduce your VIPP to the children, using the VIPP Information Sheet. Fill in a set of VIPP Clue Cards with the information for your VIPP. If desired, you can even have the actual person come into class for the children to meet.

Need help describing what someone does for the church in a kid-friendly way? Check out the list of common VIPPs on the Praise Factory website in the PFI resources. There are lots of kid-friendly descriptions for common VIPP's, such as pastors, elders, deacons and a lot more.

### 2. PRAY!

Lead the children in praying for the VIPP. Ask the children if they would like to pray for one of the VIPPs prayer requests. Even non-readers can pray for the VIPP if you whisper the prayer request in their ear, then let them say it aloud. Never force a child to pray!

### 3. CHOOSE AN ACTIVITY

There are two activities you can use to help the children learn about the VIPP:

**VIPP Clue Cards:** These are nine coloring sheets in which children fill in the nine things they learn about the VIPP from the VIPP Information Sheet. Photocopy a set of each child. Use as few or as many of these Clue Cards as you desire.

**VIPP Game:** This is a game that uses a set of Clue Cards for one or two VIPPs.
Choose a VIPP and fill in his/her information on the VIPP Information Sheet. Fill in a set of VIPP Clue Cards with the information for your VIPP. Tell the children about the VIPP, having them fill in the VIPP Clue Cards with the key facts as they learn them. Write any words the children need to write on a white-board or other piece of paper so they can see how to spell them. Help younger children write these words on their clue cards. Ideas for how to tell the children about many common VIPPs are listed at praisefactory.org with the resources for this Bible Truth.

**Optional TAKING IT TO OTHERS Activity: Introduce and Pray for the VIPP**
If you are presenting the VIPP to other children or parents you can assign children to hold up the 10 clue cards and say what each card tells about the VIPP. (Or, you can have the children hold them up as you tell what each one means.) Then lead the children in praying for the VIPP.

# Game: Hot and Cold Hide

**Materials**
Information Sheet for one VIPP
2 Set of Clue Cards
8 8.5" x 11" Manilla Envelopes
Blindfold

**Preparing the Game**
1. Fill in one set of clue sheets for the VIPP you are using.
2. Tape the other (blank) set of Clue Cards to the outside of the manilla envelopes.
3. Put the filled-in clue cards in the corresponding envelope.

**Playing the Game**
***Reveal*:** Tell the children about the VIPP, showing them your filled-in clue cards as you tell about them.

***Review*:** Choose one child to be "The Finder" and cover his eyes with the blindfold. Choose one of the Clue Card envelopes. Choose another child to be "The Hider". This child will hide the envelope somewhere in the room. When the clue is hidden, the Finder takes off his blindfold and begins to look for the envelope. The other children say "hot, cold, etc" as the child gets closer or further from the envelope to help the child find it. When the folder is found, the teacher (or the child) tells the Clue Card category. The other children try to remember what the VIPP's answer was. Open it up and see if they got it right. If they did, the Clue Card is retired. If not, it can be added back into the Clue Cards to be hidden.

# VIPP INFORMATION SHEET P.3

## VIPP NAME:

_____

## WHAT VIPP LOOKS LIKE

Man or Woman? _____

Hair color? _____

Eye color?_____

## FAVORITE ANIMAL

_____

_____

## FAVORITE FOOD

_____

_____

## FAVORITE FREE TIME ACTIVITY

_____

_____

## WHAT VIPP DOES DURING WEEK

_____

_____

_____

_____

## VIPP GROUP OF SERVICE:

Church Member  Deacon

Elder  Church Staff

Special Volunteer  Supported Worker (Missionary)

## 3 WAYS VIPP SERVES CHURCH

_____

_____

_____

_____

_____

_____

_____

_____

## 3 WAYS TO PRAY FOR THE VIPP

_____

_____

_____

_____

_____

_____

_____

_____

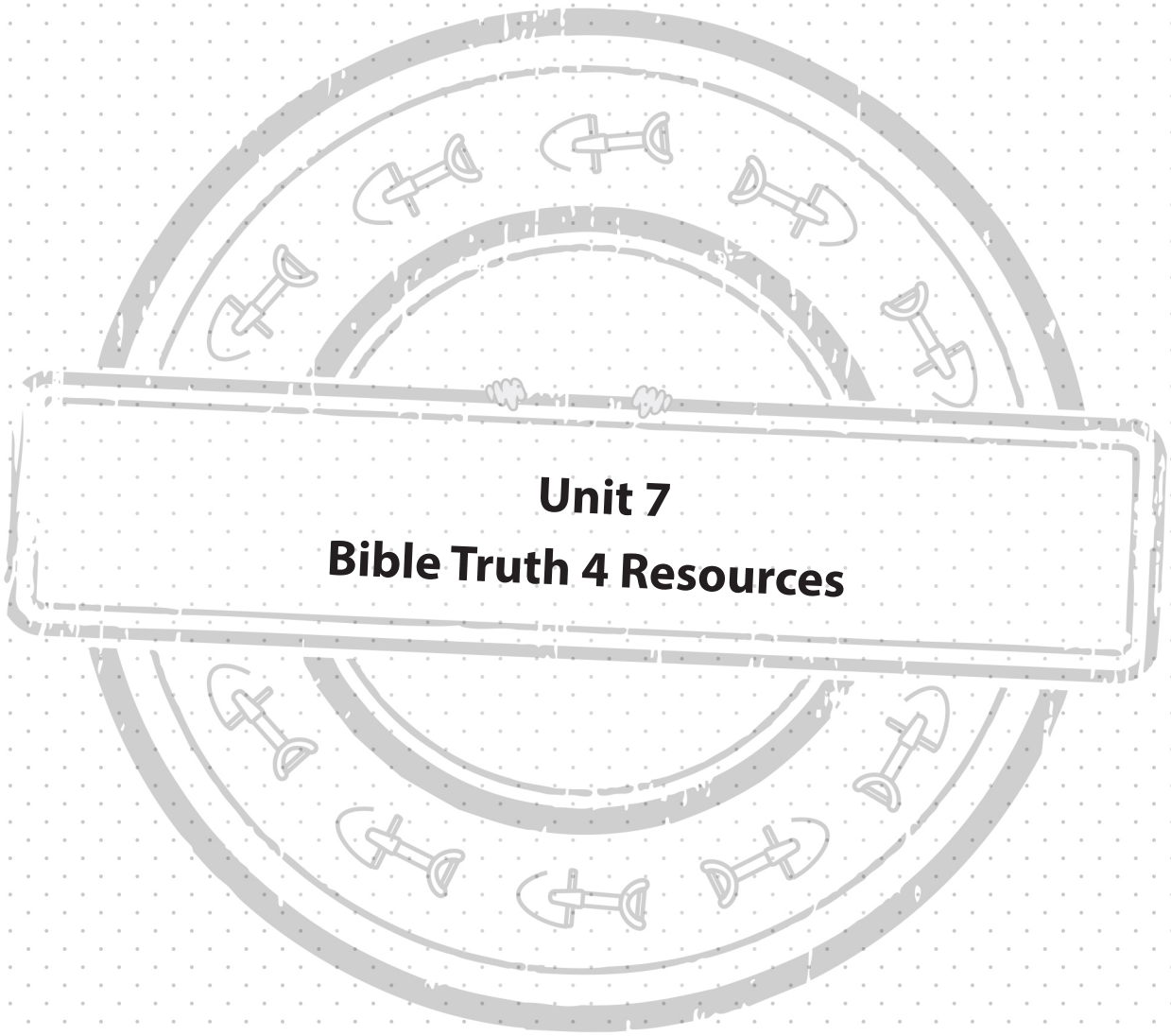

# Unit 7
# Bible Truth 4 Resources

# BIBLE TRUTH 4 OVERVIEW

## Unit 7: The Law Giving God

**Big Question and Answer:** "What Are God's Laws Like? God's Laws Are Perfect!"
**Bible Verse:** "The law of the Lord is perfect, reviving the soul; the rules of the Lord are true, and righteous altogether. More to be desired are they than gold, even much fine gold; (sweeter also than honey and drippings of the honeycomb. Moreover, by them is your servant warned;) in keeping them there is great reward."
Psalm 19:7, 9,11 ESV

## Bible Truth 4 Concept: Jesus Kept God's Law Perfectly So by His Grace He Could Save God's People

From the time Adam and Eve became lawbreakers, people have offered sacrifices for their sins.

God's laws tell us there is no forgiveness of sin without the shedding of blood. God commanded the Israelites to offer up the blood of animals when they sinned, as a sign of their desire to turn from their sins and trust in Him to save them. God received their offerings, given in repentance and faith, and allowed them to remain in fellowship with Him.

But the blood of animals could never take away the sins of a human. Only the blood of a human who lived God's laws perfectly and offered up his life in the sinner's place could do that. God, in His mercy, did just this. He sent His Son Jesus to take on human flesh and be that perfect sacrifice for sins.

Jesus was fully God and fully human. He was perfect; He was not born with a sinful heart like us. Jesus kept all of God's laws. He loved God and others perfectly. He fulfilled all of God's Law with His life. He offered up His life on the cross as the perfect sacrifice for God's people's sins. He took upon Himself the punishment they deserved that they might be forgiven their sins, once and for all. On the third day, God raised Jesus, showing that the power of sin and death had indeed been broken by His perfect sacrifice.

None of us will ever be able to earn salvation with a perfectly lived life, but each of us can have salvation through God's grace—His undeserved gift of salvation to sinners—if we come to Him in repentance and faith in Jesus.

## Bible Truth 4 Bible Verse

***Meditation Version: 1 Peter 3:18***
"For Christ also suffered once for sins, the righteous for the unrighteous, that he might bring us to God."

## Bible Truth 4 ACTS Prayer

**A** God, we praise You for being so merciful! You, Yourself, provided the perfect sacrifice for sin.

**C** God, we confess that we are lawbreakers who could never please You with our own keeping of Your laws. We need a Savior!

**T** Thank You, Jesus for offering up Your life as the perfect sacrifice for all who would ever turn away from their sins and trust in You as their Savior.

**S** God, work in our hearts, that we might all turn away from our sins and trust in Jesus as our Savior.

## Bible Truth 4 Stories

**Lesson 1: The Case of the Torn Curtain (Old Testament)**
Exodus 25-31, 35-40 Leviticus, Numbers

**Lesson 2: The Case of the Persistent Snowstorm (Story of the Saints)**

**Lesson 3: The Case of the Goat-Lamb Man (New Testament)**
Leviticus 16; Matthew 27; Mark 15; Luke 2:8ff;23; John 19; Hebrews

# LESSON PLAN: BIBLE TRUTH 4 (1 Lesson Plan for ALL 3 Lessons) P.1

## 1. GETTING STARTED: Welcome and Opening Songs *(introduce unit and get kids moving with these songs)*

**Welcome**

"Welcome to Praise Factory. We're so glad you've joined us! Here at the PFI we are investigators. (That's what the "I" stands for!) Investigators look for answers to questions. In PFI, we look for answers to big questions about God. We dig deep down in the truths of God's Word to find them."

**Praise Factory Theme Song**

"Let's sing our Praise Factory Investigator's theme song."

**PFI: Praise Factory Investigators** *PFI ESV Songs 7, Track 1*

We're PFI: Praise Factory Investigators,
Diggin' deep down for truths in God's Word,
That's PFI: Praise Factory Investigators,
Diggin' deep down for truths in God's Word,
We're looking for answers to very big questions,
Big questions about God,
If you're looking for answers to very big questions 'bout God, come along,
Join PFI: Praise Factory Investigators,
Diggin' deep down for truths in God's Word,
That's PFI: Praise Factory Investigators,
Diggin' deep down for truths in God's Word.
Deep down, diggin' down, Let's go diggin' down,
Deep down, diggin' down,
'Til answers to all our Big Questions we've found.
We're PFI: Praise Factory Investigators,
Diggin' deep down for truths in God's Word,
That's PFI: Praise Factory Investigators,
Diggin' deep down for truths in God's Word.

**Classroom Rules Song**

An important part of Praise Factory is helping us worship God and love one another. Our WoGoLOA song reminds us how we should act. Let's sing it."

**WoGoLOA Rules Song** *PFI ESV Songs 7, Track 2*

Refrain:
WoGoLOA means "Worship God and love one another,"
WoGoLOA means "Worship God and love one another."

WoGo means "Worship God."
Sound off, 1,2,3,
Joyfully take part,
Listen to others,
Obey your teachers. *(Refrain)*

LOA means "Love One Another."
Sound off, 1,2,3,
Be kind,
Be encouraging,
Help others, help others. *(Refrain twice)*

**1. GETTING STARTED, continued**

**Opening Prayer**

"Let's ask God to help us obey these rules, and to help us worship Him and love one another as we learn more about Him today. Let's pray." *Pray.*

**Big Question Under Investigation:**

"Now it's time to turn to today's **Big Question Under Investigation**.

It's: **What Are God's Laws Like?**

**Big Question 7 and Songs**

God is our Creator and our king. He gave us good laws to live by. God commands us to keep His laws. They are how He wants us to live because they reflect His righteousness: His perfect love, goodness and fairness. And, they are the best way for us to live. God's laws are wonderful, but none of us obey them as we should since we are all sinners. We will always need a Savior to please God. We will never be able to do it by keeping God's laws on our own.

So the answer to our Big Question, **'What Are God's Laws Like?**" is:
**God's Laws Are Perfect!**

"Let's sing our Big Question Song(s): *choose one or both*

**Big Question 7 Song** *PFI ESV Songs 7, Track 3*
*(adapted version of "The Farmer in the Dell")*
What are God's laws like?
What are God's laws like?
What are God's laws like?
God's laws are perfect!

**What Are God's Laws Like?** *PFI ESV Songs 7, Track 4*

*Refrain:*
What are God's laws like?
What are they like?
God's laws are perfect!
God's laws are perfect!
What are God's laws like?
What are they like?
God's laws are like Him,
They are good and just.

Verse 1
God is our creator,
He's in charge of the whole world.
He gave us laws to live by,
They are written in His Word. *Refrain*

Verse 2
God's laws are the best way,
For us all to live,
God calls us to obey them,
To reflect His righteousness. *Refrain*

## 1. GETTING STARTED, continued

**Unit 7 Bible Verse**

"How do I know this is true? The Bible tells me so!

Psalm 19:7, 9, 11 tells us: "The law of the LORD is perfect, reviving the soul; the rules of the LORD are true, and righteous altogether. More to be desired are they than gold, even much fine gold; sweeter also than honey and drippings of the honeycomb. Moreover, by them is your servant warned; in keeping them there is great reward."

**Big Question 7 Bible Verse Song** *PFI ESV Songs 7, Track 5*
**The Law of the LORD: Psalm 19:7**

The law of the LORD is perfect, The law of the LORD is perfect,
The law of the LORD is perfect, Psalm Nineteen, seven. (repeat)

*Or you can sing:*
**The Law of the LORD Is Perfect: Psalm 19:7,9,11** *PFI ESV Songs 7, Tracks 6,7*

The law of the LORD is perfect, the rules of the LORD are true;
The law of the LORD is perfect, the rules of the LORD are true;
More to be desired are they than gold, than much gold, that much fine gold;
Sweeter also than honey, than drippings of the honeycomb. *(repeat)*
In keeping them is much reward. Psalm Nineteen, seven, nine, and eleven.

God's laws, written down in the Bible, are a wonderful gift! We know that God made sure they were written down just right. We can study them and know how He wants us to live. If we live by them, God will use them to keep us out of trouble and to bless us. As we learn them, God's Holy Spirit can work in our heart, using them to save us and to change us. What a treasure they are!

## 2. DIGGING DEEP DOWN: Key Concept and Story *(introduce the Bible Truth and tell the related story)*

**Bible Truth 4**

"It's time for us to dig down deeper for answers to our Big Question. We're learning **FIVE** Bible Truths that all tell us something about God's perfect laws. We've learned some already. Can you remember any of them? (God's Laws Are Written in the Bible; God Created Us Perfect Law-Keepers, but We Are All Lawbreakers; and, God Gave Us His Laws to Convict Us of Our Sin that We Might Be Saved**.** )

The Bible Truth we are going to be thinking about today is:
**Jesus Kept God's Law Perfectly to Save God's People by His Grace.**

From the time Adam and Eve became lawbreakers, people have offered sacrifices for their sins.

God's laws tell us there is no forgiveness of sin without the shedding of blood. God commanded the Israelites to offer up the blood of animals when they sinned, as a sign of their desire to turn from their sins and trust in Him to save them. God received their offerings, given in repentance and faith, and allowed them to remain in fellowship with Him.

But the blood of animals could never take away the sins of a human. Only the blood of a human who lived God's laws perfectly and offered up his life in the sinner's place could do that. God, in His mercy, did just this. He sent His Son Jesus to take on human flesh and be that perfect sacrifice for sins.

Jesus was fully God and fully human. He was perfect; He was not born with a sinful heart like us. Jesus kept all of God's laws. He loved God and others perfectly. He fulfilled all of God's Law with His life. He offered up His life on the cross as the perfect sacrifice for God's people's sins. He took upon Himself the punishment they deserved that they might be forgiven their sins, once and for all. On the third day, God raised Jesus, showing that the power of sin and death had indeed been broken by His perfect sacrifice.

**2. DIGGING DEEP DOWN, continued**

**Bible Truth 4 Hymn**

"Long ago, a man named John Newton was thinking about this Bible truth, too. He wrote words a hymn called "Amazing Grace." We're going to learn a few verses from it.

**Amazing Grace** *PFI ESV Songs 7, Tracks 17,18*

**Verse 1**
Amazing grace, how sweet the sound,
That saved a wretch like me.
I once was lost, but now am found.
Was blind but now I see.

**Verse 2**
'Twas grace that taught my heart to fear,
And grace my fears relieved;
How precious did that grace appear
The hour I first believed!

We would all be lost in our sins and rebellion forever, if it were not for God sending His Son Jesus. Jesus kept God's laws perfectly and offered up Himself as the perfect sacrifice needed for sin. Then He gives to all who repent of their sins and trust in Him the amazingly gracious gift of salvation. He first gives them "sight" to make them aware of their sinfulness and to fear His judgment, then as they turn to Him, He relieves their fears by taking away their guilt the hour they believe.

**Bible Truth 4 Bible Verse and Song**

"The Bible verse we are going to be digging down into for this Bible Truth is:

**1 Peter 3:18**
"For Christ also suffered once for sins, the righteous for the unrighteous, that he might bring us to God."

Jesus chose to suffer and die on the cross as the perfect substitute for all who turn from their sins and trust in Him as Savior. He alone is righteous. He alone kept God's laws perfectly, so he alone could bring us to God. He knew none of us could never pay for our own sins. We would never be able to come to God on our own. So He chose to give up His life to give them salvation by His grace--His free gift given to undeserving sinners, like you and me. Yes, He would bring us to God.

We've said our Bible verse, now let's sing it!

**For Christ Suffered Once for Sins** *PFI ESV Songs 7, Track 19*

For Christ suffered once for sins, once for sins,
The righteous for the unrighteous that he might bring us to God,
Bring us to God,
For Christ suffered to bring us to God.
First Peter Three, eighteen.

You might also enjoy:
Now We Know: Romans 3:19-24, ESV *PFI ESV Songs 7, Track 20*
By Works of the Law: Romans 3:20-23 *PFI ESV Songs 7, Track 21*

## 2. DIGGING DEEP DOWN, continued

### LESSON 1 STORY

**Old Testament Story:**

**The Case of the Torn Curtain**
Exodus 25-31, 35-40; Leviticus; Numbers

"Now it's time for today's story called: **The Case of the Torn Curtain.**
**As you listen to the story, see if you can figure out:**
**1. What was behind this special curtain? Who got to go behind it to do what?**
**2. Who tore this curtain? What did it mean?** *(If desired, write these questions on a sheet of paper to refer to when the story is finished.***)**

*Read story.*

*After reading story, ask for the children's answers to the questions.*
**1. What was behind this special curtain? Who got to go behind it to do what?** The Ark of the Covenant in the Holy of Holies--the special dwelling place of the LORD's presence with His people. Only the high priest, once a year, to make a special offering for the sins of the people.
**2. Who tore this curtain? What did it mean?** We don't know exactly, but God was the one who caused it to be torn. It meant that Jesus had given himself as the full payment for the sins of God's people and made the way of salvation.

*Close in prayer. (prayer suggestions included at end of story)*

### LESSON 2 STORY

**Story of the Saints:**

**Persistent Snowstorm**

"Now it's time for today's story called: **The Case of the Persistent Snowstorm.**
**As you listen to the story, see if you can figure out:**
**1. Who was out in the snowstorm? How did he change his plans because it was so persistent? (i.e. because it wouldn't stop).**
**2. What did this man learn that changed his life? What did the snow remind him of?**
*(If desired, write these questions on a sheet of paper to refer to when the story is finished.***)**

*Read story.*

*After reading story, ask for the children's answers to the questions.*
**1. Who was out in the snowstorm? How did he change his plans because it was so persistent? (i.e. because it wouldn't stop).** Charles Spurgeon. He went to a completely different church for Sunday services.
**2. What did this man learn that changed his life? What did the snow remind him of?** He heard that God forgave sinners, not based on their works, but on Jesus' perfect sacrifice on the cross. The white snow that covered the dark earth reminded him of how God had covered over his sins forever through Jesus.

*Close in prayer. (prayer suggestions included at end of story)*

## 2. DIGGING DEEP DOWN, continued

### LESSON 3

**The Case of the Goat-Lamb Man**
*Leviticus 16; Matthew 27; Mark 15; Luke 2:8ff;23; John 19; Hebrews*

"Now it's time for today's story called: **The Case of the Goat-Lamb Man.**

**As you listen to the story, see if you can figure out:**
**1. Who was Goat-Lamb Man? What goat was he like? What lamb was he like?**
**2. What did he do so that no more goats or lambs were needed?**
*(If desired, write these questions on a sheet of paper to refer to when the story is finished.)*

*Read story.*

*After reading story, ask for the children's answers to the questions.*
**1. Who was Goat-Lamb Man? What goat was he like? What lamb was he like?** Jesus. He was like the scapegoat who bore the people's sins and took them away. He was like the Passover lamb that was killed so that God would Passover the people's sins.
**2. What did he do so that no more goats or lambs were needed?** Jesus bore the punishment for sins of God's people in His body, once and for all. No more scapegoats or Passover lambs would ever be needed again. They pointed to His final, perfect sacrifice.

*Close in prayer. (prayer suggestions included at end of story)*

## 3. TAKING ACTION: Response Activities *(choose from among these activities)*

**Response Activities**

- **ACTS Prayer Activity:** Add your own prayer requests to the ACTS prayer
- **Sneaky Snack**: Story-related snack
- **Bible Truth Review Activity:** Game with questions related to the Bible Truth
- **Bible Truth Hymn:** Music activities to learn a portion of a Bible Truth-related hymn
- **Bible Verse Review Activity:** Game with questions related to Bible Truth Bible verse
- **Bible Verse Song:** Music activities to learn the Bible Verse song
- **Story Review Activity:** Game with questions related to the Bible Truth and Case
- **Case RePlay, Jr. and Sr.:** Two drama activities that review the story: one for younger children, one for older children.
- **Craft:** Story-related craft
- **VIPP (Very Important Prayer Person):** Game and a coloring activity to help children learn about people in your church and how to pray for them.
  *(VIPP resources: found online or at back of this book)*

## 4. TAKING IT TO OTHERS *Optional presentations for the last few minutes of class*

**Presenting to Other Children**

*If you split the children into different response activities, you can gather the children together again and have each small group make presentations to show the other children what they learned. Presentation ideas are included in the resources for each activity.*

**Presenting to Parents**

*If you keep your children together for response activities, you can have them make a presentation of something they have learned to their parents when they come to pick them up from class. Presentation ideas are included in the resources for each activity.*

## 5. TAKING IT HOME *(Take Home Sheet)*

**PFI Pronto**

*Give out the PFI Pronto for the case story as well as any other materials as the children are dismissed.*

# BIBLE TRUTH 4, LESSON 1: PLANNER/OVERVIEW

## GETTING STARTED: Welcome and Opening Songs *(introduce unit and get kids moving with these songs)*

**Welcome to Praise Factory:** PFI: Praise Factory Investigators Theme Song *PFI ESV Songs 7, Track 1*

**Rules to Help Us Worship God and Love One Another:** WoGoLOA Classroom Rules Song
*PFI ESV Songs 7, Track 2*

**Big Question Under Investigation:** Big Question 7 Songs *PFI ESV Songs 7, Tracks 3,4*

**Big Question Bible Verse:** Psalm 19:7,9,10,11 Songs: *PFI ESV Songs 7, Tracks 5,6,7*

## DIGGING DEEP DOWN: Key Concept and Story *(introduce the Bible Truth and tell the related story)*

**Bible Truth 4:** Jesus Kept God's Law Perfectly So by His Grace He Could Save God's People

**Bible Truth Hymn:** Amazing Grace, vs.1,2 *PFI ESV Songs 7, Tracks 17,18*

**Bible Verse**: 1 Peter 3:18

**Bible Verse Song:** For Christ Suffered for Sins *PFI ESV Songs 7, Track 19*
Extra Bible Verse Song: Now We Know: Romans 3:19-24, ESV *PFI ESV Songs 7, Track 20*
Extra Bible Verse Song: By Works of the Law Romans 3:20-23, HCSB *PFI ESV Songs 7, Track 21*

**Lesson 1 Old Testament:** The Case of the Torn Curtain
Exodus 25-31, 35-40 Leviticus, Numbers

## TAKING ACTION: Response Activities *(choose from among these activities)*

**Snack and Discussion Planner:** Ark of the Covenant

**ACTS Prayer:** Prayer Sheet

**Bible Truth Review:** Discussion Questions and Game: Beanbag Scramble

**Bible Truth Hymn:** Amazing Grace, vs.1,2 *PFI ESV Songs 7, Tracks 17,18*
Song, Sign Language and Song Game: Sign It, Say It, What Does It Mean? **PFI ESV Songs 7 BOOK or ONLINE**

**Bible Verse Review:** 1 Peter 3:18 Discussion Sheet and Game: Who's Got the Penny?
**Bible Verse Song:** For Christ Suffered for Sins 1 Peter 3:18 *PFI ESV Songs 7, Track 19*
Song, Sign Language and Song Game: Pass the Secret Sign **PFI ESV Songs 7 BOOK or ONLINE**

**Story Review:** Discussion Questions and Game: Frisbee Toss n' Quiz

**Case Replay, Jr: Drama Activity for Youngest Children** (children do same story actions together)

**Case Replay, Sr: Drama Activity for Most Children** (children re-tell story with individual parts)

**Craft:** Linen Curtain Embroidered with Cherubim

**VIPP (Very Important Prayer Person) Prayer Time:** Coloring Sheets (back of book); Game: Ball Roll Review

## TAKING IT HOME: Take Home Sheet for Review and Family Devotions

**PFI Pronto:** Bible Truth 4, Lesson 1 **PFI ESV PRONTOS 7 BOOK or ONLINE**

# OLD TESTAMENT STORY P.1

**The Case of the Torn Curtain** by Connie Dever Exodus 25-31, 35-40 Leviticus, Numbers

**Our story is called:**
**The Case of the Torn Curtain.**
**As you listen to the story, see if you can figure out:**
1. What was behind this special curtain? Who got to go behind it to do what?
2. Who tore this curtain? What did it mean?

This story takes place in Old Testament times, at Mt. Sinai, about 140 years before Jesus lived on earth.

It was New Year's Day and the people of Israel were celebrating! After months of hard work, all the parts to the Tabernacle were finished! Moses gathered all the people to watch this special tent go up. First Moses draped the huge sheet of beautiful, handmade fabric over the gold-covered wooden frame that made up the Tabernacle's walls and roof. How exquisite was the fabric, woven out of finely twisted linen and embroidered with mighty cherubim in blue, scarlet and purple! Then Moses covered up the beautiful fabric with protective layers of goat's hair, rams' skin dyed blood red, and finally the waterproof hides of sea cows. The Tabernacle was up! Now it was time to fill it with all the special things the LORD had commanded them to make.

First, there was the golden Ark of the Covenant, containing the covenant that the LORD had made with the Israelites. Moses carried it into the tent and set it in place in the very back. Then he put up a curtain woven with beautiful cherubim across the tent to separate the space where the Ark was from the rest of the tent. This tiny space was called the Most Holy Place. There, between the two golden cherubim that bent over the top of the Ark's cover, would the LORD's presence dwell especially with His people. Only the high priest would be allowed in there, and he only once a year with a special blood sacrifice. The LORD was holy; His people were sinful lawbreakers. His hatred of sin would break out in judgment against their sinfulness and they would die, if He did not stay separate from them. So He did. His special presence would dwell with them, but only from behind the curtain.

After putting up the shielding curtain, Moses filled the rest of the tent—called the Holy Place-- with other things the LORD had them make. There was the golden Table with the twelve, freshly baked loaves of the Bread of Presence (one for each of the twelve tribes of Israel). There was the golden Lampstand with its seven almond-bud-shaped lamps which must always stay lit; and, the golden Altar of Incense which would burn incense and oil as the priests prayed for the people.

Then Moses covered the entrance to the Holy Place with another curtain woven with cherubim. It must be shielded from the people, too. Now only the priests would be allowed to go in. The LORD was holy; His people were sinful lawbreakers. His hatred of sin would break out in judgment against their sinfulness and they would die, if He did not stay separate from them. His special presence would dwell with them, but only through priests, from behind the curtain.

There was still more to be done. Moses set up the two things that stood outside of the Tent. He placed the Altar of Burnt Offering near the entrance to the Tabernacle and offered burnt offerings and grain offerings on it, just as the LORD commanded him. Then he placed the Bronze Basin with special water for the priests and Moses to wash their hands and feet in before entering the tent or approaching the Altar of Burnt Offerings. Last of all, Moses set up the courtyard around the Tabernacle and the Altar. He put up a curtain at the entrance to the courtyard. Even the courtyard must be shielded. The people could come in the courtyard, but only according to certain rules the LORD gave them. His special presence would dwell with them, but according to certain rules, through priests and from behind the curtain.

At last the tabernacle was ready. It was time for the LORD's presence to dwell there among them. The people watched amazed as the cloud of God's Shekinah

**Story-telling Tips**
Ahead of time:
1. Read the Bible verses and story. Pray!
2. Create story cue cards on index cards (or highlight text).
3. Practice telling story dramatically, timing your presentation Shorten, if necessary to fit your allotted time.
4. Decorate area with story props that help bring your story alive.
During your presentation:
1. Maintain as much eye contact as possible as you tell the story. Point to/use props at important points in the story. Include the kids in your story with a few questions about what they think will happen or words/concepts that might be new to them.
2. Watch the kids for signs that their attention span has been reached. Shorten, if necessary.

glory—his visible Presence— covered the Tent of Meeting and filled the Tabernacle. Not even Moses could enter the tent because the cloud had settled upon it and the glory of the LORD filled it. God's presence had really come to dwell among His people in a special way—but only, always, according to certain rules, through priests and from behind the curtain.

Then the LORD said to Moses, "Prepare the Tabernacle, the priests and the people so that they can worship Me and fellowship with Me. Make sure they prepare exactly as I tell them to. I am a holy God. My hatred of sin will break out in judgment against their sinfulness if they do not," He warned. Moses listened carefully to the LORD's instructions. There was much to be done! There were special washings in the Bronze Basin for the priests. Then, special clothes to wear. White linen for the priests. An special hat, blue robe and vest (called an ephod) with twelve beautiful jewels in it for Aaron, the high priest--one for each of the twelve tribes of Israel. There were special sacrifices for the sins of the priests, too, so that they could enter the Tabernacle without God's hatred of sin judging them. The LORD accepted these sacrifices, given in repentance and faith, and counted the priests as acceptable in His holy sight. Now they were ready to make offerings to Him for the people.

When Moses had done everything the LORD commanded, the LORD began to speak to Aaron. "Now you and your sons are ordained as priests," the LORD told him. "In seven days, gather all the people together again right here at the entrance to the Tabernacle. On that day, you will offer sacrifices to dedicate the people to Me and I will appear to all of them. But, you must do exactly what I tell you to do if the people are to worship Me and have fellowship with Me from behind the curtain."

Seven days came and went. All the people gathered together at the entrance to the Tabernacle. Once more sacrifices needed to be made. Sacrifices for the sins of the priests and for the sins of the people, too. Bulls, rams, goats, grain and olive oil were laid on the Altar as offerings to the LORD, exactly as He told them to.

Then Moses and Aaron went into the Holy Place to meet with the LORD, to ask Him to accept the sacrifices of the people and fulfill His promise to appear to the people. When they finished praying, they came out and Aaron, the high priest faced the people and blessed them something like this: "May the LORD bless you and keep; May the LORD make His face to shine upon you and be gracious to you; The LORD [accept you] and give you peace."

As soon as Aaron finished speaking, the LORD answered his prayer of blessing for the people, for immediately glory of the LORD appeared in dazzling brilliance to all the people. Before their very eyes, blazing fire came out from the LORD's Presence and consumed the offering on the altar in one big blast! When the people saw it, they shouted for joy. The LORD had accepted their sacrifices, given in repentance and faith. They fell flat, face down on the ground and worshiped Him. He was the holy God; they were sinful lawbreakers. And yet, the LORD had made a way for them to worship Him and be in fellowship with Him. And on this very special day, had even shown a little of His splendid, glorious presence to them that was usually only hidden behind the curtain.

The bulls, rams, oxen and goats sacrificed for the priests and the people that day were the first of thousands and thousands of animals offered to the LORD over the years. But no matter how many animals were offered, it was never enough to pay for the people's sins and it was never enough to take away the curtain that stood between the holy God and His sinful people. No. There was only one sacrifice that could do that: the sacrifice of a perfect life given up in place of sinful people. There was no one on earth who could do this, but there was someone in heaven! God, Himself!

So God the Father sent His Son, Jesus into the world. He was human like all other people, yet He was no sinful lawbreaker. He lived a perfect life. He could be the sacrifice that was needed; and that's just what He chose to do. He offered up His lifeblood on the cross to His Father as the perfect substitute sacrifice for sinful people. God the Father poured out all of His wrath onto Jesus for His people's sins until Jesus had paid for every last one. And because He was fully God as well as fully human, there was no end to the power of His blood. His perfect blood was enough not just to save one of God's people, but ALL of God's people--all who would ever turn from their sins and trust in Jesus as Savior.

## OLD TESTAMENT STORY P.3

And you know, the most amazing thing happened when Jesus died on the cross that Friday, two thousand years ago. Right when Jesus finished bearing all of His people's sins, He cried out, "It is finished!" and died. And at that very moment, the curtain that separated the Most Holy Place from the Holy Place was ripped in two by unseen hands. Why? Because no longer was the curtain needed to protect God's people from God's wrath against their sins. No longer could they only have fellowship with Him from behind the curtain through priests. He was still the holy God; and they were still sinful lawbreakers. But now Jesus had completely satisfied the holy wrath of God against His people's sin. They could have close fellowship with God because of what He had freely done for them.

The sins of God's people were now completely paid for by Jesus. Death could no longer hold Him in the grave! Jesus rose from the dead and went up to heaven to reign and to send the Holy Spirit to dwell in the hearts of God's people. No longer would there be fellowship from behind the curtain. Now it would be fellowship from inside the heart, and one day even face to face with God forever.

### Cracking the Case:

**It's time to answer our Case Questions.**

**1. What was behind this special curtain? Who got to go behind it to do what?** The Ark of the Covenant in the Holy of Holies--the special dwelling place of the LORD's presence with His people. Only the high priest, once a year, to make a special offering for the sins of the people.

**2. Who tore this curtain? What did it mean?** We don't know exactly, but God was the one who caused it to be torn. It meant that Jesus had given himself as the full payment for the sins of God's people and made the way of salvation.

### Something for You and Me

**Our Bible Truth is: Jesus Kept God's Laws Perfectly So by His Grace He Could Save God's People**

**Our Bible Verse is: 1 Peter 3:18**

"For Christ also suffered once for sins, the righteous for the unrighteous, that he might bring us to God."

Yes, as wonderful as the fellowship of God's Holy Spirit in their hearts, God's people look forward most of all to the day when they will see Him face to face. When they die, their spirits go to be with Him in heaven. Then on the wonderful day when Jesus comes back, He will give them all wonderful new bodies that rise up from their graves and join with their spirits. They will live in the new heaven and earth God will make for them. And there, they will not just have fellowship with Him in their hearts by His Holy Spirit. No. On that day, they will live with Him, face-to-face in His glorious presence. Perfectly happy forever and ever.

Let's praise God for sending Jesus as the once-and-for-all final sacrifice for the sins of His people. Let's ask Him to help us to trust Him as the only Substitute for own sins. Let's ask Him to send His Holy Spirit to dwell in our hearts that we might have fellowship of His presence even now, and we might listen, do and walk in His holy ways all of our lives. And one day, go to be with Him forever. *Close in prayer.*

### Closing ACTS Prayer

**A** God, we praise You for being the Maker of the way to true and everlasting fellowship with You through Jesus.

**C** God, we confess that we, like the Israelites, are sinners who cannot stand before You, the holy God. We need a Savior!

**T** God, we thank You that now sinners like us can have close fellowship with You, not behind a curtain, but in our hearts, by the Holy Spirit. Thank You for providing salvation through Jesus!

**S** God, we ask that You would work in our hearts that we might turn away from our sins and trust in Jesus as our Savior. Give us close fellowship with You!

# ACTS PRAYER ACTIVITY

Use this sheet to write down your ACTS Prayer

**Instructions:**
Use this sheet to help the children apply the Bible Truth into a prayer. You can use the ACTS provided or even better, have the kids think of their own applications. Also have the children add their personal requests to the prayer, too. Lead the children in the prayer or let them pray sections, with your help. Never force a child to pray! Non-readers can participate by you whispering a section of the prayer into their ear and allowing them to pray it aloud for the group.

## ADORATION:

God, we praise You for being so merciful! You, Yourself, provided the perfect sacrifice for sin.

God, we praise You for being.....

Add your own Adorations:

## CONFESSION:

God, we confess that we are lawbreakers who could never please You with our own keeping of Your laws. We need a Savior!

God, we have sinned against You....

Add your own Confessions:

## THANKSGIVING:

Thank You, Jesus for offering up Your life as the perfect sacrifice for all who would ever turn away from their sins and trust in You as their Savior.

God, we thank You for...

Add your own Thanksgivings:

## SUPPLICATION:

God, work in our hearts, that we might all turn away from our sins and trust in Jesus as our Savior.

God, we need Your help...

Add your own Supplication:

## SNEAKY SNACK

Can you figure out how this snack ties in with our case?

**Snack: Ark of the Covenant**

Ark of the Covenant: Purchase white icing (or whipped cream cheese) add powdered sugar to thicken it up some. Break 2 graham crackers into fourths along perforations. You will need 6 quarters per snack. Break one of the fourths into 2 halves. Use icing to cement crackers into the bottom and sides of the rectangular box, the quarters forming the long part of the box, the two halves of a quarter being the ends. Take another quarter and break in half to make two tablets of the Law of the Covenant. Place inside box. (You can also add a pretzel stick as Aaron's staff if you want.) Put a dollop of icing on the bottom of 2 Frito's and attach them to top of last quarter of cracker so that they bend over towards the middle. These are the cherubim. Put red food coloring in some of white icing. Add dollop of red icing between Frito cherubim on middle of "lid." Can also dribble a few drops of red food coloring down from of box. If desired, place a pretzel stick on either side of the box (the carrying poles for the Ark) Also, can put a hat-shaped coffee filter over top to represent the curtain. Easier version: Just make the lid of the Ark. Use store-bought Chex mix. Just buy little pretzel sticks and Chex cereal(s) and make your own nut-less version.) This is only a suggestion. Feel free to modify. Be mindful of allergy issues among your children!

**Case Tie-in:** Behind the curtain, inside the Holy of Holies, the LORD's presence dwelt in a special way over the Ark of the Covenant. Every year sacrifices were made by the high priest to maintain this fellowship, as the LORD commanded. Every year, until Jesus came and made the final, perfect sacrifice for the sins of God's people. Because of Him, we can have fellowship with God, without the curtain and the sacrifices. Jesus made the way to God for us.

## SOUL FOOD

Food for thought during snack time

1. What does the snack have to do with the story?

Choose a few questions from the other activity discussion sheets to talk about during this snack time.

2.

3.

4.

5.

6.

# BIBLE TRUTH 4 REVIEW

Directions: Read and discuss Bible Truth, using a FEW of the questions. Play game. Feel free to modify the game to fit your children.

**Jesus Kept God's Law Perfectly So by His Grace He Could Save God's People**

From the time Adam and Eve became lawbreakers, people have offered sacrifices for their sins.

God's laws tell us there is no forgiveness of sin without the shedding of blood. God commanded the Israelites to offer up the blood of animals when they sinned, as a sign of their desire to turn from their sins and trust in Him to save them. God received their offerings, given in repentance and faith, and allowed them to remain in fellowship with Him.

But the blood of animals could never take away the sins of a human. Only the blood of a human who lived God's laws perfectly and offered up his life in the sinner's place could do that. God, in His mercy, did just this. He sent His Son Jesus to take on human flesh and be that perfect sacrifice for sins.

Jesus was fully God and fully human. He was perfect; He was not born with a sinful heart like us. Jesus kept all of God's laws. He loved God and others perfectly. He fulfilled all of God's Law with His life. He offered up His life on the cross as the perfect sacrifice for God's people's sins. He took upon Himself the punishment they deserved that they might be forgiven their sins once and for all. On the third day, God raised Jesus, showing that the power of sin and death had indeed been broken by His perfect sacrifice.

None of us will ever be able to earn salvation with a perfectly lived life, but each of us can have salvation through God's grace—His undeserved gift of salvation to sinners—if we come to Him in repentance and faith in Jesus.

**Understanding the Bible Truth**

1.What did people offer from the time of Adam and Eve? *Sacrifices for sin.*
2. What do God's laws tell us must be shed for there to be forgiveness of sin? *Blood.*
3. Why did God command the Israelites to offer up the blood of animals when they sinned? *As a sign of their desire to turn from their sins and trust Him to save them.*
4.What did God look for in their hearts to go with their sacrifices for sin? *Repentance (turning from their sins) and faith in Him.*
5. What did God do when He accepted the offerings of animal blood? *He allowed them to remain in fellowship with Him.*
6. What couldn't the blood of animals take away? What could? *It could never take away sins. That could only be done by the blood of a human who lived God's laws perfectly and offered up his life in the sinner's place.*
7. Why did God accept Jesus' offering of His blood as payment for the sins of His people? *Jesus was perfect. He always loved God and others. He kept God's laws perfectly.*
8. What did Jesus take upon Himself on the cross? *All the punishment for God's people's sins.*
9. How do we know that Jesus made the perfect sacrifice and broke the power of sin and death? *God raised Him from the dead.*
10. Why can't we earn our own salvation? *We are all sinners. We do not live the perfect life God justly requires of us.*
11. How can we be saved? *By turning from our sins and trusting in Jesus, receiving God's gift of salvation through Him.*

**Bible Truth Story Connection Questions**

1. Why did the thousands of sacrifices the priests and people made never enough to save them? *The blood of animals could never take away the guilt of sin.*
2. What did the torn curtain mean? *Jesus had made the final, perfect sacrifice. No longer did God's people sins keep them separate from God. They could know God in close fellowship by the Holy Spirit living in their hearts.*

**Bible Verse Connection Question**

1. What does our Bible Truth have to do with our **Bible Verse: 1 Peter 3:18**: "For Christ also suffered once for sins, the righteous for the unrighteous, that he might bring us to God."?
*For hundreds of years, the people of Israel sacrificed animals to stay in fellowship with the LORD, but they never could actually take away the sins of God's people. Only Jesus could do this, as the Son of God and a perfect human. He died once for the sins of all who would ever turn from their sins and trust in Him as their Savior. This is how Jesus brought God's people into true and everlasting fellowship with God.*

# BIBLE TRUTH 4 REVIEW P.2

**Life Application Questions**

1. Can anyone be too sinful to be saved? Why or why not? *No. Any who turn away from their sins and trust in Jesus as their Savior can be saved—no matter what they have done.*

**ACTS Questions**

1. What is something we can praise God for because of this Bible Truth?
*Praise God for being so merciful that He, Himself, provided the perfect sacrifice for sin.*
2. What are sins we can confess to God because of this Bible Truth?
*Confess ways that we have broken God's Law this week. Confess that we are lawbreakers who cannot save ourselves. We deserve God's punishment! We need a Savior!*
3. What is something we can thank God for because of this Bible Truth?
*Thank Jesus for offering up His life as the perfect sacrifice for His people's sins.*
4. What is something we can ask God for because of this Bible Truth?
*Ask God to work in our hearts, that we might all turn away from our sins and trust in Jesus as our Savior.*

**The Gospel**

1. We are all sinners who cannot please God with our lives. We deserve God's punishment. Is there any hope for us? What is the gospel?
*God is the good Creator and King of the world. He made people to worship Him and live by His good laws. But we are all sinners who have rebelled against Him. We all deserve death--God's just, eternal punishment for our sins. How terrible! But God has good news for us. In His great mercy, God sent His Son Jesus to earth to save sinners. Yes, Jesus, the perfect Son of God, left His home in heaven and became a man. He lived the perfect life that pleases God. (He's the only one who has ever done that!) He offered it up to God His Father as the perfect sacrifice for sins when He suffered and died on the cross. Then, on the third day, Jesus rose from the dead in victory. He had fully paid for the sins of God's people, so they wouldn't have to! Now all who turn away from their sins and trust in Jesus as their Savior will receive forgiveness of sins and eternal life with God. They will be His very own special people who will know Him and enjoy Him forever. We can be God's people, too, if we turn from our sins and trust in Jesus as our own Savior.*

# Game: Beanbag Scramble

**Materials**
Beanbags, enough for the all the children, minus 1
Drum, guitar or just your hands!
Tape
Small bowl or bag
Bible Truth Questions

**Preparing the Game**
1. Choose 20+ questions for your game from the Bible Truth Discussion Questions, or make up your own.
2. Write the Bible Truth questions on small thin strips of paper (or make a photocopy of the Bible Truth Discussion Questions and simply cut them into strips) and put them in the bag/bowl.

**Playing the Game**
Beanbags are placed in a circle on the floor, with children forming a circle just outside the beanbags. Tell the children that you will beat a beat on the drum, strum a strum on the guitar, or clap your hands and they are to march to the beat. As the beat gets faster, they march faster. As it gets slower, they march slower, etc. Suddenly stop the music and the children scramble for the beanbags. The child who has no beanbag picks a question for the class to answer.

Game continues as number of questions, time, and attention span allow.

**Optional TAKING IT TO OTHERS Activity: Quiz Questions**
Have the children choose a few of the questions from the game to ask the parents/other children during TAKING IT TO OTHERS time. Help pre-readers by whispering the question in their ear and letting them ask it aloud to the parents/other children. Make sure you read the Bible verse aloud before you ask your questions.

# BIBLE TRUTH HYMN P.1

Directions:
1. Write words to song in large print before class.
2. Play the song for the children, helping them follow along on the song sheet.
3. Discuss the song, using a few questions from the discussion sheet. *Don't use them all!*
4. Introduce sign language for key words of your choice from sign language sheet for your song. Use as few or as many as you think the children can learn.
5. Sing and sign the song. Sign language as well as large format lyrics and sheet music are found in the PFI Unit Songbook or online.
6. If desired, play the Song Game.

**Optional TAKING IT TO OTHERS Activity: Presenting and Singing the Song**
1. Sing and sign the song, encouraging the watching children/parents to join in.
2. Ask the class some of the questions listed below. The Bible Truth Connection Question is particularly good to help them understand how the song ties in with the Bible Truth.

**Amazing Grace**

**Verse 1**
Amazing grace, how sweet the sound,
That saved a wretch like me.
I once was lost, but now am found.
Was blind but now I see.

**Verse 2**
'Twas grace that taught my heart to fear,
And grace my fears relieved;
How precious did that grace appear
The hour I first believed!

**Listen to it on PFI ESV Songs 7, Tracks 17,18**

## Understanding the Song

1. What is grace? *Being treated with favor or given a gift that you could never deserve.*
2. What is a wretch? *A person who has done bad things and deserves nothing. A person who is bad trouble and can't get out of it.*
3. What was the wretch saved from? *From the punishment he deserved from God for the bad things he had done; and, from the trouble his sins had gotten him into.*
4. Who saved this wretch and how? *Jesus died on the cross to pay for his sins and the Holy Spirit worked in his heart that he might see his sins, turn from them and believe in Jesus.*
5. How is being a sinner like being "lost" and becoming one of God's people like being found? *All people were made to know and love God, yet they rebelled against Him and cut themselves off from Him. Now, unless God works in their hearts to help them believe in Jesus and receive forgiveness for sins, they will live their lives apart from God and His blessings, like someone lost out on their own away from their home. But, when someone does turn to God and believe in Jesus, they come to know God again and all the blessings that come with knowing Him. That is like being found and brought back to your wonderful home after being lost out on your own.*
6. What kind of "blindness" and "seeing" did the wretch have? *Spiritual blindness—not being able to know that you are a sinner or know God. Spiritual sight—being able to know that you are a sinner and able to know God.*
7. What three things did God in His grace "do" in the wretch's heart (verse 2)? *Made his heart to fear God's wrath against his sin; relieved his fears as he learned about Jesus' offer of forgiveness to those who believe in Him; and, worked in his heart that he would believe in Jesus as his Savior.*
8. How did God in His grace "do" these things in the wretch's heart? *By His Holy Spirit, working in his heart.*

## Bible Truth Connection Question

1. How does this song relate to our **Bible Truth: Jesus Kept God's Laws Perfectly So That By His Grace, He Could Save God's People**? *We would all be lost in our sins and rebellion forever if it were not for God sending His Son Jesus. Jesus kept God's laws perfectly and offered up Himself as the perfect sacrifice needed for sin. Then He gives to all who repent of their sins and trust in Him the amazingly gracious gift of salvation. He first gives them "sight" to make them aware of their sinfulness and to fear His judgment, then as they turn to Him, He relieves their fears by taking away their guilt the hour they believe.*

# BIBLE TRUTH HYMN P.2

**Story Connection**

1. How does this song relate to today's story? *The LORD was holy and the people were sinful. They could only stay in fellowship with God from behind the curtain. Thousands of animals were offered up to keep them able to worship the LORD, but none could take away the guilt in their heart and the fear of God's judgment upon them. Only in Jesus was their guilty fears relieved. He came as the final sacrifice for their sins. He broke down the curtain that kept them away from close fellowship with the LORD. By His grace, His gift of salvation to undeserving sinners, He saved them. How precious did that grace appear when at last they believed in Him.*

**Bible Connection Question**

1. What does this hymn have to do with our Bible Verse: **1 Peter 3:18**: "For Christ also suffered once for sins, the righteous for the unrighteous, that he might bring us to God."?
*God, in His kind grace, shows His people that they are "wretches" before Him—they are sinners deserving His punishment. When they see they deserve His punishment it causes them to fear. But God does not leave His people there. Through His Word and others sharing the good news of Jesus with them, they hear how God sent His Son Jesus to take the punishment for the sins of all those who turn away from their sins and trust in Jesus as their own Savior. They are forgiven! They will not face God's punishment! This relieves their fears from the hour they believe. How amazing is God's grace given to them through Jesus!*

**ACTS Questions**

1. What is something we can praise God for from this hymn? *Praise God for being the Giver of Amazing Grace, enough to save His sinful people.*
2. What are sins we can confess to God from this hymn? *We can confess that many times we are blind to our sins, not even seeing them. We need God's grace! We need a Savior!*
3. What is something we can thank God for from this hymn? *We can thank God for showing His people their sins, helping them fear His punishment, and then forgiving their sins through Jesus. We can thank God for the gift of faith, given to His people, by His grace.*
4. What is something we can ask God for from this hymn? *That God would work in our hearts that we might see our sins, turn from them and trust Jesus as our Savior*

**Life Application Questions**

1. How can our lives be affected by the message of this song? *We thank God for His amazing grace shown to sinners and ask Him to send the Holy Spirit to work in our hearts that we might see our sins, turn from them and believe in Jesus as our own Savior, like the person in this song.*

**Gospel Question**

1. What is God's amazing grace that brings salvation? What is the gospel?
*God is the good Creator and King of the world. He made people to worship Him and live by His good laws. But we are all sinners who've rebelled against Him. We all deserve death--God's just, eternal punishment for our sins. How terrible! But God has good news for us. In His great mercy, God sent His Son, Jesus to earth as a man to save sinners. He lived the perfect life that pleases God. (He's the only one who's ever done that!) He offered it up to God His Father as the perfect sacrifice for sins when He suffered and died on the cross. Then, on the third day, Jesus rose from the dead in victory. He had fully paid for the sins of God's people, so they wouldn't have to! Now all who turn away from their sins and trust in Jesus as their Savior will receive forgiveness of sins and eternal life with God. They will be His very own special people who will know Him and enjoy Him forever. We can be God's people, too, if we turn from our sins and trust in Jesus as our own Savior.*

## Song Game: Sign It, Say It, What Does It Mean?

**Materials**
Sign Language signs used in song, particularly choose words with important meanings you want the children to learn, such as "grace", "redeem", etc.
Bag or bowl

**Preparing the Game**
1. Cut out signs and put in bowl.

**Playing the Game**
1. Practice the song and signs until the children know them well. Then put all the signs we've learned in this bag/bowl and mix them up.
2. Ask one of the children to choose a sign, but not show it to anyone…but you, if they need some help.
3. Ask the child to do the sign for the rest of the children and see if the other children can guess which one it is. Do the sign with the child, if desired.
4. When the children guess the sign, ask them the meaning of the word. If no one guesses the sign, put it back in the bowl to be picked again.
5. Choose another child to pick a new sign from the bag and continue.

NOTE: You might want to sing the song after you do each word or couple of words.

Game continues as number of questions, time, and attention span allow.

# BIBLE VERSE REVIEW P.1

choose a FEW questions for discussion, then choose the game and/or music activity

***Meditation Version: 1 Peter 3:18***
"For Christ also suffered once for sins, the righteous for the unrighteous, that he might bring us to God."

**Understanding the Bible Verse**

1.What does Christ mean? *Christ is the Greek word that means the same thing as Messiah in Hebrew. It means "Sent One" and is the name for the special anointed one who God would send to save His people.*
2. Who is the Christ? What did He die for? *Jesus. For sins.*
3.What does it mean that He suffered once for sins "once for all?" *That no one had to die again for sins. His sacrifice was enough.*
4. What does righteous mean? *To love God and live according to His laws.*
5. Who is the righteous one who died for the unrighteous? *Christ.*
6. Who is unrighteous? *All of us. We do not love God or live according to His laws as we should.*
7. Why did Christ die for the unrighteous? *To bring us to God.*
8. What does it "bring us to God" mean? *In this life, to take away the barrier of your guilt and sin so that you can know and love God and have the Holy Spirit in your heart. After we die, it means that we are really brought to live with God in His glorious presence forever and ever.*
9. Why did we need Christ to bring us to God? *We are all lawbreakers. Our sins keep us from being able to come to God. Christ was without sin. He was righteous. Only He could offer up His life as the perfect substitute and sacrifice in our place. He is the only way we can come to God.*
10. Who is "you" in this verse? *This verse comes from a letter Peter wrote to Christians in Asia, but it applies to all believers. All who turn from their sins and trust in Jesus as their Savior.*
11. Did anyone "make" Jesus die? *God the Father and God the Son (Christ) chose for Him to do this from before the creation of the world.*

**Bible Truth Connection Question**

1. What does this verse have to do with the **Bible Truth: Jesus Kept God's Laws Perfectly So That By His Grace, He Could Save God's People?** *Jesus chose to suffer and die on the cross as the perfect substitute for all who turn from their sins and trust in Him as Savior. He alone is righteous. He alone kept God's laws perfectly, so he alone could bring us to God. He knew none of us could never pay for our own sins. We would never be able to come to God on our own. So He chose to give up His life to give them salvation by His grace--His free gift given to undeserving sinners, like you and me. Yes, He would bring us to God.*

**Story Connection Questions**

1. How does this verse relate to our story? *For hundreds of years animals were sacrificed according to God's law to keep the people in fellowship with the LORD, but these sacrifices never took away guilt. Only the blood of a perfectly righteous human given as a substitute could do that. God sent His Son Jesus to be that perfect sacrifice. He died once for all. No more sacrifices were needed again. He brought His people into eternal fellowship with God.*

**Life Application Questions**

1. Is there anyone too unrighteous for Christ to be unable to save? Why? *No. Christ's death was enough for anyone who turns from their sins and trusts in Him, no matter how much evil they have done. We have sinful hearts that want to turn away from God and live our own way.*
2. Is there anyone so righteous that they do not need to be saved? Why? *No. Even someone who does many good things is a sinner. They can never be perfect, so they will never be able to save themselves.*
3. How do you think of yourself as righteous or unrighteous? How does God think of you? *If you are not a Christian, God thinks of you as still unrighteous in your own sins. If you are a Christian, He thinks of you as righteous through Christ. He does not hold your sins against you any more.*
4. What can we receive God's forgiveness for our unrighteous acts? *By turning from our sins and trusting in Jesus as our own Savior.*

# BIBLE VERSE REVIEW P.2

**ACTS Questions**

1. What is something we can praise God for from this Bible Verse? *Praise God for being the Sender of Jesus to bring the unrighteous to God.*
2. What are sins we can confess to God from this Bible Verse? *Ways that we have been unrighteous this week.. We deserve God's punishment! We need a Savior!*
3. What is something we can thank God for from this Bible Verse? *We can thank God not just giving His unrighteous people the punishment they deserve, but providing the righteousness of Jesus to pay for their sins.*

*3. We can thank God not just giving His unrighteous people the punishment they deserve, but providing the righteousness of Jesus to pay for their sins.*

4. What is something we can ask God for from this Bible Verse?

*We can ask God to work in our hearts that we would want to turn away from unrighteousness—from disobeying Him and trust in this wonderful Jesus as our own Savior, that we might be brought (know) to God to live forever with Him.*

**The Gospel**

1. What did Jesus do so that sinners can be forgiven their sins instead of facing God's eternal punishment? What is the gospel?

*God is the good Creator and King of the world. He made people to worship Him and live by His good laws. But we are all sinners who have rebelled against Him. We all deserve death--God's just, eternal punishment for our sins. How terrible! But God has good news for us. In His great mercy, God sent His Son Jesus to earth to save sinners. Yes, Jesus, the perfect Son of God, left His home in heaven and became a man. He lived the perfect life that pleases God. (He's the only one who has ever done that!) He offered it up to God His Father as the perfect sacrifice for sins when He suffered and died on the cross. Then, on the third day, Jesus rose from the dead in victory. He had fully paid for the sins of God's people, so they wouldn't have to! Now all who turn away from their sins and trust in Jesus as their Savior will receive forgiveness of sins and eternal life with God. They will be His very own special people who will know Him and enjoy Him forever. We can be God's people, too, if we turn from our sins and trust in Jesus as our own Savior.*

# Game: Who's Got the Penny?

**Materials**
Verse written up in large print so that all can see
a Penny or other small object

**Preparing the Game**
None.

**Learning the Verse**
Some or all of your children may be non- or early readers. Teach the verse in sections, having them say it after you. Repeat a few times. Add clapping or other movement as they say it.

**Directions**
1. If desired, lead the children in a discussion of a ***FEW*** of the most important questions before beginning game.
2. Explain the game to them as follows:
Have the children spread out in a circle. Explain to them that you are the Penny Detective and you have come to find the missing penny. Have everyone say the verse together. Blindfold yourself, count to 10, while the children quietly and quickly pass the penny around the circle. At the count of 10, tell the child who has the penny to hold onto. Take off the blindfold and tell them that you have 2/3 guesses to guess who has the penny. If you guess correctly, then the child who has the penny says the verse, and you will stay the Penny Detective. If you did not guess correctly, then you have to say the verse and the person with the penny identifies himself and becomes the new Penny Detective. Everyone says the verse together, then repeat. (All players can have one other person help them say the verse, if desired.)

Game continues until all children get to be the Penny Detective, or as time and attention span allow.

**Optional TAKING IT TO OTHERS Activity: Quiz Questions**
Have the children choose a few of the questions from the game to ask the parents/other children during TAKING IT TO OTHERS time. Help pre-readers by whispering the question in their ear and letting them ask it aloud to the parents/other children. Make sure you read the Bible verse aloud before you ask your questions.

# BIBLE VERSE REVIEW: MUSIC P.4

Directions:
1. Write words to song in large print before class.
2. Play the song for the children, helping them follow along on the song sheet.
3. Discuss the song, using a few questions from the discussion sheet. *Don't use them all!*
4. Introduce sign language for key words of your choice from sign language sheet for your song. Use as few or as many as you think the children can learn.
5. Sing and sign the song. Sign language as well as large format lyrics and sheet music are found in the PFI Unit Songbook or online.
6. If desired, play the Song Game.

**Optional TAKING IT TO OTHERS Activity: Presenting and Singing the Song**
1. Sing and sign the song, encouraging the watching children/parents to join in.
2. Ask the class some of the questions listed below. The Bible Truth Connection Question is particularly good to help them understand how the song ties in with the Bible Truth.

**For Christ Suffered for Sins**

For Christ suffered once for sins, once for sins,
The righteous for the unrighteous that he might
bring us to God,
Bring us to God,
For Christ suffered to bring us to God.
First Peter Three, eighteen.

**Listen to it on PFI ESV Songs 7, Track 19**

## Song Game: Pass the Secret Sign

**Materials**
Sign Language signs used in song, particularly choose words with important meanings you want the children to learn, such as "grace", "redeem", etc.
Bag or bowl
Blindfold

**Preparing the Game**
1. Cut out signs and put in bowl.

**Playing the Game**
1. Practice the song and signs until the children know them well.
2. Have all the children stand in a tight circle, except one, "It." who will stand in the middle of the circle, blindfolded.
3. Have the children in the circle to put their hands behind their backs. Choose a sign from the bag and hand to a child in the circle, still keeping hands behind their backs, not looking at the sign.
4. When "It" says "Pass the Secret Sign", the children will begin to pass the sign around behind their backs.
5. When "It" says "Stop the Passing!" the child who has the sign freezes with the sign behind his back.
6. The child with the sign brings it around and looks at it. You can help the child practice the sign.
7. Then take the blindfold off of "It", watch the child with the card do the sign, then have "It" guess the name of the sign. (If desired, "It" can ask another child in the circle for help with their guess.)
8. The holder of the sign then becomes "It." Sing the song with all the signs, then repeat.

# STORY REVIEW P.1

Directions: Read and discuss Bible Truth, using a FEW of the questions. Play game. Feel free to modify the game to fit your children.

**General Story Questions**

1. What were the coverings for the Tabernacle? *Cherubim-covered linen cloth, goat's skin, dyed ram's skins, and sea cow skins.*
2. What did Moses do New Year's Day that was so special? *Set up Tabernacle for first time.*
3. What was in the Most Holy Place? *Only the Ark of the Covenant containing the covenant the LORD made with the Israelites.*
4. What was in the Holy Place? *Bread of Presence on table; Altar of Incense; golden Lampstand.*
5. What was outside of the Tabernacle? *The Altar of Burnt Offering and the Bronze Sea.*
6. What did the high priest have to bring with him to enter the Most Holy Place? *Special offering for sins.*
7. Why was there a curtain between the Holy Place and the Most Holy Place? *Holy Place was where the LORD's presence dwelt. He was holy; the priests and the people were sinful. His wrath would break out against their sinfulness if they fellowshipped together. The LORD had the curtains set up so this would not happen.*
8. What happened when the Tabernacle was complete? *The LORD's Shekinah glory filled the Tabernacle so that not even Moses could enter it.*
9. What did the LORD tell Moses to do before the priests could enter it? *Make special sacrifices for the Tabernacle and the sins of the priests. Make special white linen clothes for the priests to wear.*
10. Who was the high priest? What was special about his clothes? *Aaron, Moses' brother. He wore a special ephod, a special robe, a special breastplate with 12 jewels standing for the 12 tribes of Israel; and a special hat with the words "Holy to the LORD" written on it.*
11. What offerings were made for the people of Israel? *Sacrifices of animals and grain for their sins and as signs of the fellowship/peace they desired to have with the LORD.*
12. Why did Moses and Aaron go into the Tabernacle after making the offerings for the people? *To ask the LORD to accept their sacrifices.*
13. How did the LORD show He heard Moses' and Aaron's prayers for the people and accepted the sacrifices? *His glory came down from heaven and consumed the sacrifices on the altar.*
14. What could the blood of animals never do? *Take away guilt or bring people in close fellowship with the LORD.*
15. What only could finally take away sins? *The blood of a human who perfectly kept all God's law who was willing to die in their place.*
16. Who did God send to be the perfect sacrifice? *His Son Jesus.*

**Bible Truth Connection Questions**

1. What does this story have to do with our Bible Truth? *Sacrifices of animals had to be made over and over, but never could they take away people's sins. People are lawbreakers. They could never keep God's law perfectly as He requires. God sent Jesus to live the perfect life His people couldn't live and offer the perfect sacrifice that animals could never be. He took their sins upon Himself so that He could give them salvation through Him as a gift.*

**Bible Verse Connection Question**

1. What does the story have to do with our **Bible Verse: 1 Peter 3:18**: "For Christ died for sins once for all, the righteous for the unrighteous, to bring you to God."?

*For hundreds of years, the people of Israel sacrificed animals to stay in fellowship with the LORD, but they never could actually take away the sins of God's people. Only Jesus could do this, as the Son of God and a perfect human. He died once for the sins of all who would ever turn from their sins and trust in Him as their Savior. This is how Jesus brought God's people into true and everlasting fellowship with God.*

**Life Application Questions**

1. How are we like the Israelites? *We cannot approach God on our own because we are lawbreakers.*
2. What does Jesus' sacrifice on the cross show us about God? *He is holy and completely serious about punishing sin. Nothing less than perfect will do. Also, the depths of His love for His people that He would suffer so His people could be forgiven.*
3. How can we become one of His forgiven people? *By turning from our sins and trusting in Jesus as our Savior.*

# STORY REVIEW P.2

**ACTS Questions**

1. What is something we can praise God for being that we learned in our story?
*Praise God for being the Maker of the Way to True and Everlasting Fellowship with Him, through Jesus.*
2. What is something we can confess as sin that we learned in our story?
Confess that like the people of Israel we are sinners who cannot stand before a holy God. We need a Savior!
3. What is something we can thank God for that we learned in our story?
*We can thank God that now His people can have close fellowship with Him, not behind a curtain, but in their hearts by the Holy Spirit. Thank God for salvation through Jesus!*
4. What is something we can ask God for that we learned in our story?
*We can ask God to work in our hearts, helping us to turn away from our sins and trust Jesus as our own Savior. We can ask Him to give us close fellowship with Him.*

**The Gospel**

1. We are all born sinners. We are unrighteous. We cannot pay for our own sins. Is there any hope for us? What is the gospel?
*God is the good Creator and King of the world. He made people to worship Him and live by His good laws. But we are all sinners who have rebelled against Him. We all deserve death--God's just, eternal punishment for our sins. How terrible! But God has good news for us. In His great mercy, God sent His Son Jesus to earth to save sinners. Yes, Jesus, the perfect Son of God, left His home in heaven and became a man. He lived the perfect life that pleases God. (He's the only one who has ever done that!) He offered it up to God His Father as the perfect sacrifice for sins when He suffered and died on the cross. Then, on the third day, Jesus rose from the dead in victory. He had fully paid for the sins of God's people, so they wouldn't have to! Now all who turn away from their sins and trust in Jesus as their Savior will receive forgiveness of sins and eternal life with God. They will be His very own special people who will know Him and enjoy Him forever. We can be God's people, too, if we turn from our sins and trust in Jesus as our own Savior.*

# Game: Frisbee Toss 'n' Quiz

**Materials**
Frisbee
Paper and Marker
Masking Tape
Story Review Questions

**Preparing the Game**
1. Choose 20+ questions for your game from the Story Review Discussion Questions, or make up your own.
2. Tape sections on the floor and designate each with a point value that you write on a piece of paper and tape to each section. Make the higher point sections smaller and more difficult to hit; the lower point sections easier. You may even decide to make a target shape.

**Playing the Game**
Divide the children into teams. Teams will take turn having one of their members toss the Frisbee into the sectioned areas. A correct answer to a question wins the designated points for the team. If the person is unable to answer the question correctly, the other team can try to answer it for a point.

Game continues until all children get to toss the Frisbee, or as number of questions, time, and attention span allow.

**Non-competitive Option**
Don't split into teams. Set a target point number for the group, telling them that together they are going to see how many turns it takes to reach the target number. Have the children take turns tossing the Frisbee. Tally number of turns on a piece of paper. When the target number has been reached, start over and try to reach the target number in fewer turns.

**Optional TAKING IT TO OTHERS Activity: Quiz Questions**
Have the children choose a few of the questions from the game to ask the parents/other children during TAKING IT TO OTHERS time. Help pre-readers by whispering the question in their ear and letting them ask it aloud to the parents/other children.

# CASE REPLAY ACTIVITIES P.1

Use this guide to review the Case Story and act it out for others to enjoy!

## CASE REPLAY, JR: YOUNGEST CHILDREN

**Description:** The children will act out the story together, everyone doing the same action/sound effect at the same time. This activity is most suitable for kindergarteners.

**Materials**
The Case RePlay, Jr. script for younger children

**Preparation**
1. Read through the script and write in the blanks along the side possible actions/sound effects the children could do to act it out.

**Instructions**
1. Tell the children that they will be re-enacting the story together as you tell it.
2. As you read the script, lead the children in actions/sound effects to do with you.
3. If desired, you can read the script and stop at certain sentences and ask them what a good action/sound effect would be to act out what you just read.
4. Repeat the re-enactment one or two times more.

## CASE REPLAY, SR: OLDER CHILDREN

**Description:** The children act out the story as a three-scene play. You will narrate it using the Case RePlay, Sr. script and they will act it out (no spoken words, for the most part), with each child assuming a different character's role. This activity is most suitable for first grade and up. You will review the story, then practice it a few times before performing it for others.

**Materials**
The Case RePlay, Sr. script
White board or other large format paper
Costumes and props

**Preparation**
1. Prepare for the play by choosing costumes and props for each character in the story. Decorate the area with any scenery props.
2. Write the words "Beginning," "Middle," "End" on a large piece of paper/whiteboard with plenty of space under each heading. You will use this paper to help the children think about the story as a three-scene play, as it is presented in the script.

**Instructions**
1. Tell the children that they will get to act out the story as a three-scene play, with a beginning, middle and end section. Tell them that before they can act it out, they need to think it out. as you narrate it with your script.
2. Take the children's answers as they recount the story, helping them put key incidents in the right order.
3. If desired, when they have filled in their Beginning, Middle, End, read through your whole (real) script, so they hear exactly what you will have them act out.
4. Then tell the children that it's time to practice acting out the story.
5. Assign parts to each child. If you are using costumes, do NOT give them out at this point. They will be a distraction.
6. Have all the children sit on the floor or in chairs on one side of the "stage," then call the characters up in place as their part in the story comes.
7. As you read the script, guide the children in where you want them to move or do to act it out.
8. After going through the whole script once, give out any costumes and props and act out the script once or twice more.

**Optional TAKING IT TO OTHERS Activity: Re-enacting the Story**
Read the script as the children act out together (younger) or assuming different roles (older) as the other children or the parents watch.

# CASE REPLAY, JR--YOUNGER KIDS (KINDERGARTEN) P.2

"Welcome to our play! The name of our story is called: The Case of the Torn Curtain.

This is an Old Testament story, that starts out about 1400 years before Jesus lived on earth.

And now we present: "The Case of the Torn Curtain."

**Actions:**

**Scene 1:**

On New Year's Day, Moses gathered all the Israelites to watch as he assembled the Tabernacle. After covering the frame with the cherubim-covered linen cloth, goat's skin, dyed ram's skins, and sea cow skins, Moses put the Ark of the Covenant in the very back and separated it off with a curtain. This special part of the Tabernacle was called the Most Holy Place. It was the place where God's Presence would especially dwell near His people. Only the high priest would be allowed to go in there once a year, and only with a special blood offering. Next, Moses filled the Holy Place with the Table of the Bread of Presence, the Lampstand, and the Altar of Incense. He put up another curtain to close it off from the people. Only the priests would be able to go in there, and only when they purify themselves as God told them to in His law. Then, Moses set the Altar of Burnt Offering and the "Sea" for washing out in the courtyard and put up another curtain. The people could only go in there when they had prepared themselves as God told them to in His laws. When Moses did all these things, the Tabernacle was ready. The people watched as the LORD's glory came down from heaven and fills the Tabernacle. It was so filled with His glory that Moses could not even go in!

**Scene 2:**

Next, Moses prepared the people and the priests so they could have fellowship with the LORD through using the Tabernacle. It took seven days to prepare everything. When everyone was prepared, Moses offered bull and ram for the priests. Then the priests offered up sacrifices of animals and grain for the people. Aaron and Moses met with the LORD in the Holy Place. Aaron blessed the people when they came out of the Tabernacle. The LORD's glory came down and burned up the sacrifices. All the people fell down and worshiped the LORD.

**Scene 3**

Rarely did the people of Israel ever see the LORD's glory again. He was the holy God. They were His people, but they were sinful. So He dwelled with them, but only behind the curtain in the Most Holy Place. And always, only, it was just the high priests who could go there, and only once a year. 100's and 1000's of years of sacrifices didn't change that. The sacrifices also never took away the people's sin and guilt. Only the blood of a human who lived perfectly according to God's Law given as a Substitute could do that. There was no one on earth like that. That's why God sent Jesus: to live a perfect life and offer it up as the perfect, complete payment for God's people's sins on the cross. When He finished taking the punishment for their sins, the curtain across the Most Holy Place tore in two. At last God's people could have close fellowship with the LORD. on the third day, Jesus rose from the dead in victory and went to heaven. Sent the Holy Spirit into His people's hearts made clean of sin by His sacrifice. Now enjoy God's Presence in their hearts. Heaven will be even better: live face-to-face with the LORD forever.

**Bible Truth Tie-In:** The Bible Truth we are learning is: **Jesus Kept God's Law Perfectly So by His Grace He Could Save God's People** . The sins of God's people always kept them separate from their holy God. The blood of animals kept them in fellowship with Him, but they would never take away people's sins. Jesus offered up His perfect life as the final sacrifice for God's people's sins so they could be saved.

# CASE REPLAY, SR--OLDER KIDS (1ST GRADE AND UP) P.3

"Welcome to our play! The name of our story is called: The Case of the Torn Curtain.

This is an Old Testament story, starts out about 1400 years before Jesus lived on earth.

The characters in our story are: Moses, Aaron, Abihu, Nadab, the Israelites and Jesus.

And now we present: "The Case of the Torn Curtain."

**Scene 1: (Beginning)**
On New Year's Day, Moses gathered all the Israelites to watch as he assembled the Tabernacle. After covering the frame with the cherubim-covered linen cloth, goat's skin, dyed ram's skins, and sea cow skins, Moses put the Ark of the Covenant in the very back and separated it off with a curtain. This special part of the Tabernacle was called the Most Holy Place. It was the place where God's Presence would especially dwell near His people. Only the high priest would be allowed to go in there once a year, and only with a special blood offering. Next, Moses filled the Holy Place with the Table of the Bread of Presence, the Lampstand, and the Altar of Incense. He put up another curtain to close it off from the people. Only the priests would be able to go in there, and only when they purify themselves as God told them to in His law. Then, Moses set the Altar of Burnt Offering and the "Sea" for washing out in the courtyard and put up another curtain. The people could only go in there when they had prepared themselves as God told them to in His laws. When Moses did all these things, the Tabernacle was ready. The people watched as the LORD's glory came down from heaven and fills the Tabernacle. It was so filled with His glory that Moses could not even go in!

**Scene 2: (MIddle)**
Next, Moses prepared the people and the priests so they could have fellowship with the LORD through using the Tabernacle. It took seven days to prepare everything. When everyone was prepared, Moses offered bull and ram for the priests. Then the priests offered up sacrifices of animals and grain for the people. Aaron and Moses met with the LORD in the Holy Place. Aaron blessed the people when they came out of the Tabernacle. The LORD's glory came down and burned up the sacrifices. All the people fell down and worshiped the LORD.

**Scene 3: (End)**
Rarely did the people of Israel ever see the LORD's glory again. He was the holy God. They were His people, but they were sinful. So He dwelled with them, but only behind the curtain in the Most Holy Place. And always, only, it was just the high priests who could go there, and only once a year. 100's and 1000's of years of sacrifices didn't change that. The sacrifices also never took away the people's sin and guilt. Only the blood of a human who lived perfectly according to God's Law given as a Substitute could do that. There was no one on earth like that. That's why God sent Jesus: to live a perfect life and offer it up as the perfect, complete payment for God's people's sins on the cross. When He finished taking the punishment for their sins, the curtain across the Most Holy Place tore in two. At last God's people could have close fellowship with the LORD. on the third day, Jesus rose from the dead in victory and went to heaven. Sent the Holy Spirit into His people's hearts made clean of sin by His sacrifice. Now enjoy God's Presence in their hearts. Heaven will be even better: live face-to-face with the LORD forever.

**Bible Truth Tie-In:** The Bible Truth we are learning is: **Jesus Kept God's Law Perfectly So by His Grace He Could Save God's People** . The sins of God's people always kept them separate from their holy God. The blood of animals kept them in fellowship with Him, but they would never take away people's sins. Jesus offered up His perfect life as the final sacrifice for God's people's sins so they could be saved.

# Linen Curtain Embroidered with Cherubim

**Description**
Children will decorate a piece of fabric with cherubim and attach it to a dowel to make a curtain.

**Materials**
12" square of white, loose-weave fabric (can be easily frayed), one per child
Red, Blue and Purple markers
OR Red, Blue and Purple embroidery floss/yarn and blunt embroidery needles
1 12" kebab stick per child
Scissors
2 thin, medium rubber bands per child

**Preparing the Craft**
1. Cut fabric into 12" squares
2. Lightly trace Pattern #1 onto each fabric square with a pencil. This can be done by placing Pattern #1 behind the fabric, placing the two up to a window with direct light and tracing the picture.
3. Decide to use markers or embroidery floss. You will want to definitely choose markers for the younger children as they will probably find the sewing too difficult.
4. If sewing, cut double strands of embroidery floss/yarn and thread needles, knotting the ends together.

**Making the Craft**
1. Show the sample of the craft you have made.
2. Have the children use markers or needles and floss/yarn to go over outline and fill in (if you have time) the cherubim. They can decorate around the edges and the cherubim, too. Optional: If desired, the children can fray around the sides and bottom of the curtain.
3. Weave the sharp end of the kebab stick in and out along top of curtain.
4.Teacher only: Cut off sharp end of kebab stick.
5. Have children wind a rubber band tightly around each end of the "curtain rod" to hold curtain in place.

**Optional TAKING IT TO OTHERS Activity: Craft Presentation**
If you are presenting the craft to other children or parents the children can hold up their crafts (or your model craft) and read their Bible Truth Connection answers to explain the importance of the craft.

CASE CRAFT

## Discussion Guide

**Instructions:**
As the children are settled into making their craft, ask them these questions to help them understand the craft's significance. Use the answers provided to guide the children's answers.

**Discussion Questions**

1. Where did the LORD's presence especially dwell with His people, long ago before Jesus? *In the Tabernacle in the Most Holy Place.*

2. What separated the Most Holy Place from the rest of the Tabernacle?
*Linen curtains, beautifully embroidered with cherubim.*

3.Why did the LORD's presence have to be shielded from the people?
*Because He was perfectly holy and they were sinners. They could only fellowship with Him from behind the curtain.*

4. What is the Bible Truth that we are learning?
*Jesus Kept God's Law Perfectly So by His Grace He Could Save God's People* .

5. What does our craft have to do with our Bible Truth: Jesus Kept God's Law Perfectly So by His Grace He Could Save God's People?
*For hundreds of years, the people could only worship the LORD from behind the curtain. Their sinfulness kept them separated from His holiness. But on the cross Jesus offered His perfect life up as a substitute for His people. God accepted His offering and tore the curtain to the Most Holy Place in two. Jesus had made the way for God's people to have close fellowship with God.*

6. What can this craft help us remember?
*Jesus gave His life to make the way for sinful people like you and me to enjoy close fellowship with God forever and ever.*

TAKING IT TO OTHERS

## Craft Presentation

**Instructions:**
Have children hold up your model craft/their crafts. Choose five children (or you say) the five sections below to explain the craft's importance.

**Presentation:**

1. Our craft is: Linen Curtain Embroidered with Cherubim.

2. In the Tabernacle, the LORD's presence had to be shielded from the people in the Most Holy Place. Huge linen curtains, beautifully embroidered with cherubim, separated them from His presence because He was perfectly holy and they were sinners. They could only fellowship with Him from behind the curtain.

3. Bible Truth 4 is: Jesus Kept God's Law Perfectly So by His Grace He Could Save God's People.

4. For hundreds of years, the people could only worship the LORD from behind the curtain. Their sinfulness kept them separated from His holiness. But on the cross Jesus offered His perfect life up as a substitute for God's people. God accepted His offering and tore the curtain to the Most Holy Place in two. Jesus had made the way for God's people to have close fellowship with God.

5. Our craft can help us remember that Jesus gave His life to make the way for sinful people like you and me to enjoy close fellowship with God forever and ever.

Note: Even non-readers can participate in presenting the craft, if you will whisper what they are to say in their ear and let them say it aloud for the others to hear.

Craft Pattern #1
Cherubim



# TREAT SOMEONE LIKE A VIPP Pray for a Very Important Prayer Person P.1

## BEFORE CLASS:

### 1. PICK YOUR PERSON

VIPPs can be anyone in your church! Typically, they fall into 6 categories: Church staff, Elders, Deacons/deaconesses, Special Volunteers (people who aren't paid, but spend a lot of time helping out in particular ways), Supported Workers (aka missionaries), and Church Members.

### 2. GATHER YOUR FACTS

Use the VIPP Information Sheet to write down the facts about your VIPP. The information on this worksheet is used in the VIPP activities, listed in the "Choose an Activity" section below.

## DURING THE ACTIVITY:

### 1. INTRODUCE YOUR VIPP

Introduce your VIPP to the children, using the VIPP Information Sheet. Fill in a set of VIPP Clue Cards with the information for your VIPP. If desired, you can even have the actual person come into class for the children to meet.

Need help describing what someone does for the church in a kid-friendly way? Check out the list of common VIPPs on the Praise Factory website in the PFI resources. There are lots of kid-friendly descriptions for common VIPP's, such as pastors, elders, deacons and a lot more.

### 2. PRAY!

Lead the children in praying for the VIPP. Ask the children if they would like to pray for one of the VIPPs prayer requests. Even non-readers can pray for the VIPP if you whisper the prayer request in the their ear, then let them say it aloud. Never force a child to pray!

### 3. CHOOSE AN ACTIVITY

There are two activities you can use to help the children learn about the VIPP:

**VIPP Clue Cards:** These are nine coloring sheets in which children fill in the nine things they learn about the VIPP from the VIPP Information Sheet. Photocopy a set of each child. Use as few or as many of these Clue Cards as you desire.

**VIPP Game:** This is a game that uses a set of Clue Cards for one or two VIPPs.
Choose a VIPP and fill in his/her information on the VIPP Information Sheet. Fill in a set of VIPP Clue Cards with the information for your VIPP. Tell the children about the VIPP, having them fill in the VIPP Clue Cards with the key facts as they learn them. Write any words the children need to write on a white-board or other piece of paper so they can see how to spell them. Help younger children write these words on their clue cards. Ideas for how to tell the children about many common VIPPs are listed at praisefactory.org with the resources for this Bible Truth.

**Optional TAKING IT TO OTHERS Activity: Introduce and Pray for the VIPP**
If you are presenting the VIPP to other children or parents you can assign children to hold up the 10 clue cards and say what each card tells about the VIPP. (Or, you can have the children hold them up as you tell what each one means.) Then lead the children in praying for the VIPP.

# Game: Ball Roll Review

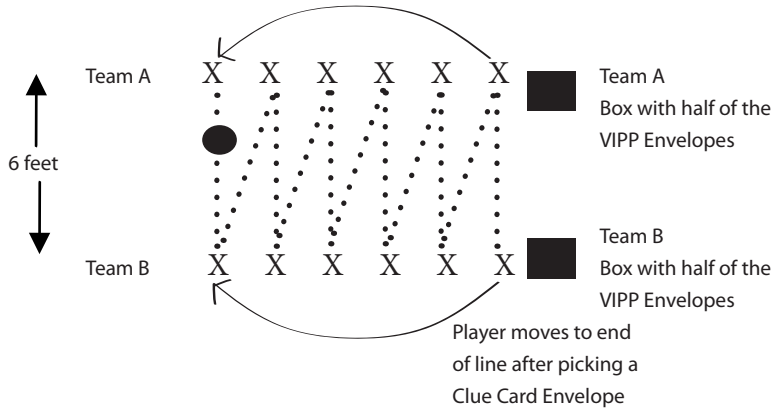


**Materials**
Information Sheet for one VIPP
2 Set of Clue Cards
Ball
8 8.5" x 11" Manilla Envelopes
Tape
Pen and Markers
2 Boxes

**Preparing the Game**
1. Fill in one set of clue sheets for the VIPP you are using.
2. Tape the other (blank) set of Clue Cards to the outside of the manilla envelopes.
3. Put the filled-in clue cards in the corresponding envelope.
4. Put half the Clue Card Envelopes in one box and the other half in the other box. These are the Team A and Team B Boxes.

**Playing the Game**
***Reveal*:** Tell the children about the VIPP, showing them your filled-in clue cards as you tell about them.

***Review*:** Have the children break into two even groups and sit down on the floor facing each other, with about a 6' spread between the 2 lines (see diagram above). For Round 1, Give the ball to the first child in Team A and have them roll it across to the child on Team B directly across from them. Then, that Team B child rolls it back across to the next child on Team A, etc. all the way down the line to the last child on Team B. The last child to get the ball will then pick a Clue Card envelope out of their team's box. They (or the teacher) will tell the group and the Clue Card category by looking at the picture of the Clue Card on the outside of the envelope. Have the children try to remember the VIPP's answer to the category. If the class gets it right, the category is "retired". If they get it wrong, then it gets put back in the pile of category envelopes. The child who picked the Clue Card, then takes their place at the other end of the line. They begin Round 2 by rolling the ball to the first person on Team A, etc. This time, the ball will end up with the last child in the Team A line. ending with the last child in the other line, who gets up and chooses a clue from their Clue Card box. Continue until all the clues have been chosen/answered correctly.

# VIPP INFORMATION SHEET P.3

## VIPP NAME:

_____

## WHAT VIPP LOOKS LIKE

Man or Woman? _____

Hair color? _____

Eye color?_____

## FAVORITE ANIMAL

_____

_____

## FAVORITE FOOD

_____

_____

## FAVORITE FREE TIME ACTIVITY

_____

_____

## WHAT VIPP DOES DURING WEEK

_____

_____

_____

_____

## VIPP GROUP OF SERVICE:

| | |
|---|---|
| Church Member | Deacon |
| Elder | Church Staff |
| Special Volunteer | Supported Worker (Missionary) |

## 3 WAYS VIPP SERVES CHURCH

_____

_____

_____

_____

_____

_____

_____

_____

## 3 WAYS TO PRAY FOR THE VIPP

_____

_____

_____

_____

_____

_____

_____

_____

# BIBLE TRUTH 4, LESSON 2: PLANNER/OVERVIEW

## GETTING STARTED: Welcome and Opening Songs *(introduce unit and get kids moving with these songs)*

**Welcome to Praise Factory:** PFI: Praise Factory Investigators Theme Song *PFI ESV Songs 7, Track 1*

**Rules to Help Us Worship God and Love One Another:** WoGoLOA Classroom Rules Song
*PFI ESV Songs 7, Track 2*

**Big Question Under Investigation:** Big Question 7 Songs *PFI ESV Songs 7, Tracks 3,4*

**Big Question Bible Verse:** Psalm 19:7,9,10,11 Songs: *PFI ESV Songs 7, Tracks 5,6,7*

## DIGGING DEEP DOWN: Key Concept and Story *(introduce the Bible Truth and tell the related story)*

**Bible Truth 4:** Jesus Kept God's Law Perfectly So by His Grace He Could Save God's People

**Bible Truth Hymn:** Amazing Grace, vs.1,2 *PFI ESV Songs 7, Tracks 17,18*

**Bible Verse**: 1 Peter 3:18

**Bible Verse Song:** For Christ Suffered for Sins *PFI ESV Songs 7, Track 19*
Extra Bible Verse Song: Now We Know: Romans 3:19-24, ESV *PFI ESV Songs 7, Track 20*
Extra Bible Verse Song: By Works of the Law Romans 3:20-23, HCSB *PFI ESV Songs 7, Track 21*

**Lesson 2 Story of the Saints:** The Case of the Persistent Snowstorm

## TAKING ACTION: Response Activities *(choose from among these activities)*

**Snack and Discussion Planner:** Snow Covering the Ground

**ACTS Prayer:** Prayer Sheet

**Bible Truth Review:** Discussion Questions and Game: Storks

**Bible Truth Hymn:** Amazing Grace, vs.1,2 *PFI ESV Songs 7, Tracks 17,18*
Song, Sign Language and Song Game: Mimic Me! **PFI ESV Songs 7 BOOK or ONLINE**

**Bible Verse Review:** 1 Peter 3:18 Discussion Sheet and Game: Puzzling Wall Ball

**Bible Verse Song:** For Christ Suffered for Sinss 1 Peter 3:18 *PFI ESV Songs 7, Track 19*
Song, Sign Language and Song Game: Word Take Away **PFI ESV Songs 7 BOOK or ONLINE**

**Story Review:** Discussion Questions and Game: Give These to Farmer Brown

**Case Replay, Jr: Drama Activity for Youngest Children** (children do same story actions together)

**Case Replay, Sr: Drama Activity for Most Children** (children re-tell story with individual parts)

**Craft:** White Snow Covering the Dark Earth

**VIPP (Very Important Prayer Person) Prayer Time:** Coloring Sheets (back of book);Game: Over, Under & Throw

## TAKING IT HOME: Take Home Sheet for Review and Family Devotions

**PFI Pronto:** Bible Truth 4, Lesson 2 **PFI ESV PRONTOS 7 BOOK or ONLINE**

# STORY OF THE SAINTS P.1

**The Case of the Persistent Snowstorm** by Connie Dever

**Our story is called:**
**The Case of the Persistent Snowstorm.**

**As you listen to the story, see if you can figure out:**
1. Who was out in the snowstorm? How did he change his plans because it was so persistent? (i.e. because it wouldn't stop).
2. What did this man learn that changed his life? What did the snow remind him of?

This story doesn't take place in Bible times. It takes place in 1850 in Colchester, England.

Not even a shadow of hope. That's how Charles felt. How could he ever get rid of his guilty conscience? It weighed down upon him like a heavy burden. Yet nothing he did seemed to help. He got up early in the morning to read good books about God--maybe they would tell him what to do. He tried really hard to do good things and love God--maybe being a good person would help. He sought God for six months, praying: "Lord, save me!" Yet not even then was there peace. His guilty conscience remained. Still Charles felt not even a shadow of hope.

The more Charles thought about himself, the less hope he had. "God is just and holy. I am a sinner; a lawbreaker. No matter how hard I try, I still rebel against Him. Wouldn't He be unfair to save someone like me?" So on Charles went, with not even a shadow of hope.

One day Charles got caught out in a snowstorm. He watched the dark ground change to dazzling white as the flakes covered it up. "My heart is dark with sin as the ground is dark with soil. If only my sin could be cover up and my heart changed to be white as snow! But how? How could God change my heart? How will there ever be any hope for me?" he wondered.

Even though Charles felt so hopeless, he didn't give up seeking peace for his guilty conscience and forgiveness for his sins. "I will visit every church in town, a different one each Sunday," Charles decided. "Perhaps in one of them I will find what I am looking for." So that's what he did. Charles went to big churches and small churches of all kinds. He heard many good messages. One man preached about God being in control of all things; another preached that Christians should live out their love to God by obeying His Law; and yet another about the glorious riches that await Christians in heaven with Jesus. But never did Charles hear how a he might find peace for his guilty conscience and forgiveness for his sins. "If these pastors don't give me the answer, then who can? "If the Lord won't answer my prayers, then what can be done?" Charles wondered. "Perhaps I really am beyond "even a shadow of hope."

But of course the Lord was answering Charles' prayers, but in His perfect timing. On one particular Sunday in January, just weeks after the snowstorm, the Lord at last gave Charles the answer he was seeking. Charles arose as usual and prepared to visit the next church on his list. Perhaps today would be the day where he would hear the words he longed to hear.

"Snow again!" Charles thought as he looked out the window at the heavy snow falling. "I better bundle up. It's a very long walk to the church I'm visiting today."

A blast of cold and snowflakes hit Charles in the face as he opened the door of the house. It was enough of a storm to keep many at home, but not Charles. The burden of his sins and his guilty conscience troubled him far more than any storm. So Charles went out into the storm and headed down the street towards church.

Heavier and heavier the snow fell. The cobbled streets, usually filled with people going to church, were almost completely deserted. Still Charles tramped on. He didn't like the snow, wind and cold, but he wanted nothing more than to be beyond "not even a shadow of hope."

The snow piled up onto Charles' ankles and calves now. It was getting hard to walk and he was so cold! It was still such a long way to the church he had chosen! Charles paused to decide whether to keep going or turn back. As he did, he noticed a little chapel nearby.

**Story-telling Tips**
Ahead of time:
1. Read the Bible verses and story. Pray!
2. Create story cue cards on index cards (or highlight text).
3. Practice telling story dramatically, timing your presentation Shorten, if necessary to fit your allotted time.
4. Decorate area with story props that help bring your story alive.

During your presentation:
1. Maintain as much eye contact as possible as you tell the story. Point to/use props at important points in the story. Include the kids in your story with a few questions about what they think will happen or words/concepts that might be new to them.
2. Watch the kids for signs that their attention span has been reached. Shorten, if necessary.

He had heard about this chapel but hadn't put it on his list to visit…and for very good reason, he thought. It was said that the people there sang hymns so loudly that it made your head ache-- which Charles felt he could do better without. But the thought of some place, warm, dry and nearby was worth chancing a headache, decided Charles, as headed for its door.

Inside the plain, little chapel, Charles found only a dozen or so people who had braved the storm like he. As the service began, Charles settled himself on a pew near the back. After some hardy hymn-singing and prayers, it was time for the sermon. But where was the pastor? He still had not appeared. Apparently the storm had gotten the best of him.

At last, after a long silence a very thin-looking man, a shoemaker or tailor or something of that sort, went up into the pulpit to preach. He was a very simple man with little education of any kind. He stuck closely to the short Bible verse he chose to preach upon, for he knew so little to say. "Look unto Me, and be saved, all the ends of the earth," he read.

The man did not even say the words correctly, but that did not matter to Charles. "There is a glimpse of hope for me in that verse. Perhaps this man will tell me what I want to know," Charles thought as he listened.

"My dear friends," the man continued, "this is a very simple verse indeed. It says, 'Look.' Now lookin' don't take a deal of pains. It ain't liftin' your foot or your finger; it is just, 'Look.' Well, you can look. A man needn't be worth a lot of money to be able to look. Anyone can look; even a child can look. But then the verse says, 'Look unto Me.' Ay!" said he, "many of you are lookin' to yourselves, but it's no use lookin' there. You'll never find any comfort in yourselves. But Jesus Christ say, 'Look unto Me. I am sweatin' great drops of blood. Look unto Me; I am hangin' on the cross. Look unto Me; I am dead and buried. Look unto Me; I rise again. Look unto Me; I ascend to Heaven. Look unto Me; I am sittin' at the Father's right hand. O poor sinner, look unto Me! Look unto Me!" the man said.

When the thin man had gone on like that for about ten minutes he had little else to say. Then he looked straight at Charles. They were strangers; and yet, it was as if the Lord had allowed that simple man to know all of Charles' heart. "Young man," he said to Charles, "you look very miserable. You will always be miserable in life and in death if you don't obey the words of this verse. But, if you obey now, this moment, you will be saved." Then, lifting up his hands, he shouted, "Young man, look to Jesus Christ. Look! Look! Look! You have nothin' to do but to look and live."

At once Charles saw the way of salvation. And oh, he looked until he could almost have looked his eyes away. There and then the cloud of sin was gone, the darkness of guilt rolled away, and that moment he knew peace from guilt and forgiveness of his sins.

Charles felt as if he could have sprung from the seat on which he sat, and called out: "I am forgiven! I am forgiven! There was no shadow of hope for me when I depended upon myself. There is no way to ever be for sinners to be good enough to satisfy the holy God with their own good deeds. But Jesus Christ, He kept God's laws perfectly. He never sinned. On the cross He offered up His life as the perfect sacrifice for my sins! By His grace, He has done for me what I could never do for myself. Through Christ, there is not only a shadow of hope; there is hope so great that no one can measure it! It is infinite; it is forever!" he knew. At last God had given Charles what he was looking for: peace for his guilty conscience; forgiveness of his sins--all through Jesus Christ.

When the service was over, Charles stepped out of the warm building and back into the wild storm. The snow had gotten much deeper while he had been at church. It would be a difficult trip home. But it wasn't the snow's depth that Charles was thinking about right then; it was its color: white! Pure, dazzling, white! Just like his heart was, now that he had looked to Christ and been forgiven. The darkness of guilt and sin were more than covered over. They were gone, once and for all! Charles felt as if he could dance through its fluffy banks all the way home. Praise God! Through Jesus, even he, Charles Spurgeon, was far beyond "not even a shadow of hope!" And he was never going back.

Charles Spurgeon grew up to be one of the greatest preachers of all time. To know God and to tell others about peace for guilty consciences and forgiveness of sins through Jesus became one of his greatest pleasures

in life. He had no fear to share this good news with the mightiest prince or the poorest beggar on the street. All people were without even a shadow of hope of salvation unless they looked to Christ for forgiveness of their sins. He wanted to make sure every person he met knew this offer of hope, too.

## Cracking the Case:

**It's time to answer our Case Questions.**

**1. Who was out in the snowstorm? How did he change his plans because it was so persistent? (i.e. because it wouldn't stop).** Charles Spurgeon. He went to a completely different church for Sunday services.

**2. What did this man learn that changed his life? What did the snow remind him of?** He heard that God forgave sinners, not based on their works, but on Jesus' perfect sacrifice on the cross. The white snow that covered the dark earth reminded him of how God had covered over his sins forever through Jesus.

## Something For You and Me

**Our Bible Truth is: Jesus Kept God's Laws Perfectly So by His Grace He Could Save God's People**

**Our Bible Verse is:1 Peter 3:18**

"For Christ also suffered once for sins, the righteous for the unrighteous, that he might bring us to God."

Thousands of people received peace of heart, forgiveness of sins and the delight of knowing the Lord through Charles Spurgeon's faithful witness. What about you and me? Who do we know who needs to hear about Jesus? Who will tell them if not us? Do we think we are not smart enough or old enough to share about Jesus? Think about the simple man who spoke in little chapel the day of the snowstorm. Do we think no one will listen when we share? Look at what the Lord did for Charles Spurgeon?

Let's praise God for offering to forgive us through Jesus. Let's ask Him to work in our hearts that we might turn from our sins and trust in Him as our Savior. Let's ask Him to help us share with boldness His wonderful offer of salvation with others, too, that they might be saved.

*Close in prayer.*

## Closing ACTS Prayer

**A** God, we praise You for being the worker of all things for the good of His people. We praise You for even using a bad snowstorm to bring the thin man to preach and Charles to hear to the good news of the gospel and be saved.

**C** God, we confess that like Charles, we are sinners. We cannot live lives that please You by our own good works. We need a Savior!

**T** God, we thank You that You offer us salvation through Jesus. We don't have to depend upon our own good works. We can depend upon Jesus'!

**S** God, work in our hearts that we see our sin, turn away from it and trust in Jesus as our Savior. Forgive us our sins. Make our hearts clean and fresh, like the white snow that covered the dark ground, as Charles walked through it on his way home.

## Special Words

**Conscience:** The sense of right and wrong that God created all people with.

**Chapel:** A small church.

# ACTS PRAYER ACTIVITY

Use this sheet to write down your ACTS Prayer

**Instructions:**
Use this sheet to help the children apply the Bible Truth into a prayer. You can use the ACTS provided or even better, have the kids think of their own applications. Also have the children add their personal requests to the prayer, too. Lead the children in the prayer or let them pray sections, with your help. Never force a child to pray! Non-readers can participate by you whispering a section of the prayer into their ear and allowing them to pray it aloud for the group.

## ADORATION:

God, we praise You for being so merciful! You, Yourself, provided the perfect sacrifice for sin.

God, we praise You for being.....

Add your own Adorations:

## CONFESSION:

God, we confess that we are lawbreakers who could never please You with our own keeping of Your laws. We need a Savior!

God, we have sinned against You....

Add your own Confessions:

## THANKSGIVING:

Thank You, Jesus for offering up Your life as the perfect sacrifice for all who would ever turn away from their sins and trust in You as their Savior.

God, we thank You for...

Add your own Thanksgivings:

## SUPPLICATION:

God, work in our hearts, that we might all turn away from our sins and trust in Jesus as our Savior.

God, we need Your help...

Add your own Supplication:

## SNEAKY SNACK

Can you figure out how this snack relates to the story?

**Snack: Snow Covering the Ground**

Whipped cream "snow" covering up small cup of sugar-free chocolate pudding with chocolate sandwich cookie crumbles "black soil."!

This is only a suggestion. Feel free to modify. Be mindful of allergy issues among your children!

**Case Tie-in:** Charles looked down at the white snow covering the dark ground and rejoiced that through Jesus, God had forgiven the sins of his heart and made it clean and fresh through Jesus. Jesus did for him what he could never do for himself.

## SOUL FOOD

Food for thought during snack time

1. What does the snack have to do with the story?

Choose a few questions from the other activity discussion sheets to talk about during this snack time.

2.

3.

4.

5.

6.

7.

# BIBLE TRUTH 4 REVIEW

Directions: Read and discuss Bible Truth, using a FEW of the questions. Play game. Feel free to modify the game to fit your children.

**Jesus Kept God's Law Perfectly So by His Grace He Could Save God's People**

From the time Adam and Eve became lawbreakers, people have offered sacrifices for their sins.

God's laws tell us there is no forgiveness of sin without the shedding of blood. God commanded the Israelites to offer up the blood of animals when they sinned, as a sign of their desire to turn from their sins and trust in Him to save them. God received their offerings, given in repentance and faith, and allowed them to remain in fellowship with Him.

But the blood of animals could never take away the sins of a human. Only the blood of a human who lived God's laws perfectly and offered up his life in the sinner's place could do that. God, in His mercy, did just this. He sent His Son Jesus to take on human flesh and be that perfect sacrifice for sins.

Jesus was fully God and fully human. He was perfect; He was not born with a sinful heart like us. Jesus kept all of God's laws. He loved God and others perfectly. He fulfilled all of God's Law with His life. He offered up His life on the cross as the perfect sacrifice for God's people's sins. He took upon Himself the punishment they deserved that they might be forgiven their sins once and for all. On the third day, God raised Jesus, showing that the power of sin and death had indeed been broken by His perfect sacrifice.

None of us will ever be able to earn salvation with a perfectly lived life, but each of us can have salvation through God's grace—His undeserved gift of salvation to sinners—if we come to Him in repentance and faith in Jesus.

**Understanding the Bible Truth**

1.What did people offer from the time of Adam and Eve? *Sacrifices for sin.*
2. What do God's laws tell us must be shed for there to be forgiveness of sin? *Blood.*
3. Why did God command the Israelites to offer up the blood of animals when they sinned? *As a sign of their desire to turn from their sins and trust Him to save them.*
4.What did God look for in their hearts to go with their sacrifices for sin? *Repentance (turning from their sins) and faith in Him.*
5. What did God do when He accepted the offerings of animal blood? *He allowed them to remain in fellowship with Him.*
6. What couldn't the blood of animals take away? What could? *It could never take away sins. That could only be done by the blood of a human who lived God's laws perfectly and offered up his life in the sinner's place.*
7. Why did God accept Jesus' offering of His blood as payment for the sins of His people? *Jesus was perfect. He always loved God and others. He kept God's laws perfectly.*
8. What did Jesus take upon Himself on the cross? *All the punishment for God's people's sins.*
9. How do we know that Jesus made the perfect sacrifice and broke the power of sin and death? *God raised Him from the dead.*
10. Why can't we earn our own salvation? *We are all sinners. We do not live the perfect life God justly requires of us.*
11. How can we be saved? *By turning from our sins and trusting in Jesus, receiving God's gift of salvation through Him.*

**Bible Truth Story Connection Questions**

1. Why did Charles think it would be unfair for God to save him? *He knew he was a sinner and God was holy. God would have to overlook his sins to save him, if He saved him just on who he was and how he lived.*
2. What did Charles understand for the first time when he heard the simple man preach? *That God offered him salvation not because of his good works, but because of Jesus. Jesus paid for his sins when He died on the cross so that Charles could receive salvation by His grace, the outpouring of His love to undeserving sinners.*

**Bible Verse Connection Question**

1. What does our Bible Truth have to do with our **Bible Verse: 1 Peter 3:18**: "For Christ also suffered once for sins, the righteous for the unrighteous, that he might bring us to God."?
*For hundreds of years, the people of Israel sacrificed animals to stay in fellowship with the LORD, but they never could actually take away the sins of God's people. Only Jesus could do this, as the Son of God and a perfect human. He died once for the sins of all who would ever turn from their sins and trust in Him as their Savior. This is how Jesus brought God's people into true and everlasting fellowship with God.*

# BIBLE TRUTH 4 REVIEW P.2

**Life Application Questions**

1. Can anyone be too sinful to be saved? Why or why not? *No. Any who turn away from their sins and trust in Jesus as their Savior can be saved—no matter what they have done.*

**ACTS Questions**

1. What is something we can praise God for because of this Bible Truth?
*Praise God for being so merciful that He, Himself, provided the perfect sacrifice for sin.*
2. What are sins we can confess to God because of this Bible Truth?
*Confess ways that we have broken God's Law this week. Confess that we are lawbreakers who cannot save ourselves. We deserve God's punishment! We need a Savior!*
3. What is something we can thank God for because of this Bible Truth?
*Thank Jesus for offering up His life as the perfect sacrifice for His people's sins.*
4. What is something we can ask God for because of this Bible Truth?
*Ask God to work in our hearts, that we might all turn away from our sins and trust in Jesus as our Savior.*

**The Gospel**

1. We are all sinners who cannot please God with our lives. We deserve God's punishment. Is there any hope for us? What is the gospel?
*God is the good Creator and King of the world. He made people to worship Him and live by His good laws. But we are all sinners who have rebelled against Him. We all deserve death--God's just, eternal punishment for our sins. How terrible! But God has good news for us. In His great mercy, God sent His Son Jesus to earth to save sinners. Yes, Jesus, the perfect Son of God, left His home in heaven and became a man. He lived the perfect life that pleases God. (He's the only one who has ever done that!) He offered it up to God His Father as the perfect sacrifice for sins when He suffered and died on the cross. Then, on the third day, Jesus rose from the dead in victory. He had fully paid for the sins of God's people, so they wouldn't have to! Now all who turn away from their sins and trust in Jesus as their Savior will receive forgiveness of sins and eternal life with God. They will be His very own special people who will know Him and enjoy Him forever. We can be God's people, too, if we turn from our sins and trust in Jesus as our own Savior.*

## Game: Storks

**Materials**
Three large, but soft balls
Tape
Bible Truth Questions

**Preparing the Game**
1. Choose 20+ questions for your game from the Bible Truth Discussion Questions, or make up your own.
2. Write the Bible Truth questions on small thin strips of paper (or make a photocopy of the Bible Truth Discussion Questions and simply cut them into strips) and put them in the bag/bowl.

**Playing the Game**
Divide the children into two teams, each on opposite sides of the room, facing each other. One team is "The Hunters". The other team is "The Storks." The hunters have three balls and they are to stand about twenty feet away from the storks, who are lined up, similarly to ten bowling pins. Storks are to balance on one leg without leaning on anything. They can switch from leg to leg, but must not stand on both at the same time. Read a question to the hunters. If they get it right, then one of the hunters gets three chances (3 balls) to roll the ball at the storks FAIRLY GENTLY and try to get them to put their other foot down. The Hunters score as many points as storks who lost their balance and put their foot down. Sides get switched when all the Hunters have had a turn: or, when they have been stumped by a question.

Game continues as number of questions, time, and attention span allow.

**Non-competitive Option**
Set a target number of points for the whole group. Challenge the children to see how many turns it takes score the target number of points. Once the target has been reached, start the game over and see how many turns it takes to reach the target the second time.

**Optional TAKING IT TO OTHERS Activity: Quiz Questions**
Have the children choose a few of the questions from the game to ask the parents/other children during TAKING IT TO OTHERS time. Help pre-readers by whispering the question in their ear and letting them ask it aloud to the parents/other children. Make sure you read the Bible verse aloud before you ask your questions.

# BIBLE TRUTH HYMN P.1

Directions:
1. Write words to song in large print before class.
2. Play the song for the children, helping them follow along on the song sheet.
3. Discuss the song, using a few questions from the discussion sheet. *Don't use them all!*
4. Introduce sign language for key words of your choice from sign language sheet for your song. Use as few or as many as you think the children can learn.
5. Sing and sign the song. Sign language as well as large format lyrics and sheet music are found in the PFI Unit Songbook or online.
6. If desired, play the Song Game.

**Optional TAKING IT TO OTHERS Activity: Presenting and Singing the Song**
1. Sing and sign the song, encouraging the watching children/parents to join in.
2. Ask the class some of the questions listed below. The Bible Truth Connection Question is particularly good to help them understand how the song ties in with the Bible Truth.

**Amazing Grace**

**Verse 1**
Amazing grace, how sweet the sound,
That saved a wretch like me.
I once was lost, but now am found.
Was blind but now I see.

**Verse 2**
'Twas grace that taught my heart to fear,
And grace my fears relieved;
How precious did that grace appear
The hour I first believed!

**Listen to it on PFI ESV Songs 7, Tracks 17,18**

## Understanding the Song

1. What is grace? *Being treated with favor or given a gift that you could never deserve.*
2. What is a wretch? *A person who has done bad things and deserves nothing. A person who is bad trouble and can't get out of it.*
3. What was the wretch saved from? *From the punishment he deserved from God for the bad things he had done; and, from the trouble his sins had gotten him into.*
4. Who saved this wretch and how? *Jesus died on the cross to pay for his sins and the Holy Spirit worked in his heart that he might see his sins, turn from them and believe in Jesus.*
5. How is being a sinner like being "lost" and becoming one of God's people like being found? *All people were made to know and love God, yet they rebelled against Him and cut themselves off from Him. Now, unless God works in their hearts to help them believe in Jesus and receive forgiveness for sins, they will live their lives apart from God and His blessings, like someone lost out on their own away from their home. But, when someone does turn to God and believe in Jesus, they come to know God again and all the blessings that come with knowing Him. That is like being found and brought back to your wonderful home after being lost out on your own.*
6. What kind of "blindness" and "seeing" did the wretch have? *Spiritual blindness—not being able to know that you are a sinner or know God. Spiritual sight—being able to know that you are a sinner and able to know God.*
7. What three things did God in His grace "do" in the wretch's heart (verse 2)? *Made his heart to fear God's wrath against his sin; relieved his fears as he learned about Jesus' offer of forgiveness to those who believe in Him; and, worked in his heart that he would believe in Jesus as his Savior.*
8. How did God in His grace "do" these things in the wretch's heart? *By His Holy Spirit, working in his heart.*

## Bible Truth Connection Question

1. How does this song relate to our **Bible Truth: Jesus Kept God's Laws Perfectly So That By His Grace, He Could Save God's People**? *We would all be lost in our sins and rebellion forever if it were not for God sending His Son Jesus. Jesus kept God's laws perfectly and offered up Himself as the perfect sacrifice needed for sin. Then He gives to all who repent of their sins and trust in Him the amazingly gracious gift of salvation. He first gives them "sight" to make them aware of their sinfulness and to fear His judgment, then as they turn to Him, He relieves their fears by taking away their guilt the hour they believe.*

# BIBLE TRUTH HYMN P.2

**Story Connection**

1. How does this song relate to our story? *The burden of guilt upon Charles made him feel like a wretch! He felt that he was beyond even a shadow of hope. He feared God's judgment upon his sins, knowing that he could never live in a way to deserve salvation. Charles felt his prayers for help weren't being heard, but they were. For it was God's grace that taught his heart to fear (and know his sins). One snowy day, Charles listened to a simple man preach on trusting in Christ what He did on the cross as the way to be saved. Charles felt as if he had been blind and now could see. Salvation was not to be found in himself, it was to be found by looking to Jesus and trusting Him. As he believed that day, his fears were relieved. He was filled with joy. How very precious did God's amazing grace appear to him that day!*

**Bible Connection Question**

1. What does this hymn have to do with our Bible Verse: **1 Peter 3:18**: "For Christ also suffered once for sins, the righteous for the unrighteous, that he might bring us to God."
*God, in His kind grace, shows His people that they are "wretches" before Him—they are sinners deserving His punishment. When they see they deserve His punishment it causes them to fear. But God does not leave His people there. Through His Word and others sharing the good news of Jesus with them, they hear how God sent His Son Jesus to take the punishment for the sins of all those who turn away from their sins and trust in Jesus as their own Savior. They are forgiven! They will not face God's punishment! This relieves their fears from the hour they believe. How amazing is God's grace given to them through Jesus!*

**ACTS Questions**

1. What is something we can praise God for from this hymn? *Praise God for being the Giver of Amazing Grace, enough to save His sinful people.*
2. What are sins we can confess to God from this hymn? *We can confess that many times we are blind to our sins, not even seeing them. We need God's grace! We need a Savior!*
3. What is something we can thank God for from this hymn? *We can thank God for showing His people their sins, helping them fear His punishment, and then forgiving their sins through Jesus. We can thank God for the gift of faith, given to His people, by His grace.*
4. What is something we can ask God for from this hymn? *That God would work in our hearts that we might see our sins, turn from them and trust Jesus as our Savior*

**Life Application Questions**

1. How can our lives be affected by the message of this song? *We thank God for His amazing grace shown to sinners and ask Him to send the Holy Spirit to work in our hearts that we might see our sins, turn from them and believe in Jesus as our own Savior, like the person in this song.*

**Gospel Question**

1. What is God's amazing grace that brings salvation? What is the gospel?
*God is the good Creator and King of the world. He made people to worship Him and live by His good laws. But we are all sinners who've rebelled against Him. We all deserve death--God's just, eternal punishment for our sins. How terrible! But God has good news for us. In His great mercy, God sent His Son, Jesus to earth as a man to save sinners. He lived the perfect life that pleases God. (He's the only one who's ever done that!) He offered it up to God His Father as the perfect sacrifice for sins when He suffered and died on the cross. Then, on the third day, Jesus rose from the dead in victory. He had fully paid for the sins of God's people, so they wouldn't have to! Now all who turn away from their sins and trust in Jesus as their Savior will receive forgiveness of sins and eternal life with God. They will be His very own special people who will know Him and enjoy Him forever. We can be God's people, too, if we turn from our sins and trust in Jesus as our own Savior.*

## Song Game: Mimic Me!

**Materials**
Sign Language
Song

**Preparing the Game**
None.

**Playing the Game**
1. Practice the song and signs until the children know them well. Choose a person to be the leader and let them decide upon an action for everyone to do as they sing the song, such as jump on one foot, etc.
2. Sing the song while doing the chosen action.
3. Select another child to be the leader.
4. If desired, you can choose a different action for different important words in the song, such as jump on one foot when you sing the word "grace", but clap your hands when you sing the word "Jesus". Ask the children the meaning of each of the words before adding in their action.

Game continues as number of questions, time, and attention span allow.

# BIBLE VERSE REVIEW P.1

choose a FEW questions for discussion, then choose the game and/or music activity

***Meditation Version: 1 Peter 3:18***
"For Christ also suffered once for sins, the righteous for the unrighteous, that he might bring us to God."

**Understanding the Bible Verse**

1. What does Christ mean? *Christ is the Greek word that means the same thing as Messiah in Hebrew. It means "Sent One" and is the name for the special anointed one who God would send to save His people.*
2. Who is the Christ? What did He die for? *Jesus. For sins.*
3. What does it mean that He suffered once for sins "once for all?" *That no one had to die again for sins. His sacrifice was enough.*
4. What does righteous mean? *To love God and live according to His laws.*
5. Who is the righteous one who died for the unrighteous? *Christ.*
6. Who is unrighteous? *All of us. We do not love God or live according to His laws as we should.*
7. Why did Christ die for the unrighteous? *To bring us to God.*
8. What does it "bring us to God" mean? *In this life, to take away the barrier of your guilt and sin so that you can know and love God and have the Holy Spirit in your heart. After we die, it means that we are really brought to live with God in His glorious presence forever and ever.*
9. Why did we need Christ to bring us to God? *We are all lawbreakers. Our sins keep us from being able to come to God. Christ was without sin. He was righteous. Only He could offer up His life as the perfect substitute and sacrifice in our place. He is the only way we can come to God.*
10. Who is "you" in this verse? *This verse comes from a letter Peter wrote to Christians in Asia, but it applies to all believers. All who turn from their sins and trust in Jesus as their Savior.*
11. Did anyone "make" Jesus die? *God the Father and God the Son (Christ) chose for Him to do this from before the creation of the world.*

**Bible Truth Connection Question**

1. What does this verse have to do with the **Bible Truth: Jesus Kept God's Laws Perfectly So That By His Grace, He Could Save God's People?** *Jesus chose to suffer and die on the cross as the perfect substitute for all who turn from their sins and trust in Him as Savior. He alone is righteous. He alone kept God's laws perfectly, so he alone could bring us to God. He knew none of us could never pay for our own sins. We would never be able to come to God on our own. So He chose to give up His life to give them salvation by His grace--His free gift given to undeserving sinners, like you and me. Yes, He would bring us to God.*

**Story Connection Questions**

1. How does this verse relate to our story? *Charles struggle to see how God could ever accept him. He knew he was a sinner and that he did not deserve to be saved. He thought God would be unfair to save him since he couldn't be good enough. But at last, at the little chapel on that snowy Sunday, he understood that he needed to look to Christ in faith. He was completely righteous. He had come to die in the place of the unrighteous to bring them to God. Charles believed and was saved. He spent the rest of his life proclaiming Christ' s death for sinners who repent and believe in Him.*

**Life Application Questions**

1. Is there anyone too unrighteous for Christ to be unable to save? Why? *No. Christ's death was enough for anyone who turns from their sins and trusts in Him, no matter how much evil they have done. We have sinful hearts that want to turn away from God and live our own way.*
2. Is there anyone so righteous that they do not need to be saved? Why? *No. Even someone who does many good things is a sinner. They can never be perfect, so they will never be able to save themselves.*
3. How do you think of yourself as righteous or unrighteous? How does God think of you? *If you are not a Christian, God thinks of you as still unrighteous in your own sins. If you are a Christian, He thinks of you as righteous through Christ. He does not hold your sins against you any more.*
4. What can we receive God's forgiveness for our unrighteous acts? *By turning from our sins and trusting in Jesus as our own Savior.*

# BIBLE VERSE REVIEW P.2

**ACTS Questions**

1. What is something we can praise God for from this Bible Verse? *Praise God for being the Sender of Jesus to bring the unrighteous to God.*
2. What are sins we can confess to God from this Bible Verse? *Ways that we have been unrighteous this week.. We deserve God's punishment! We need a Savior!*
3. What is something we can thank God for from this Bible Verse? *We can thank God not just giving His unrighteous people the punishment they deserve, but providing the righteousness of Jesus to pay for their sins.*

*3. We can thank God not just giving His unrighteous people the punishment they deserve, but providing the righteousness of Jesus to pay for their sins.*

4. What is something we can ask God for from this Bible Verse?

*We can ask God to work in our hearts that we would want to turn away from unrighteousness—from disobeying Him and trust in this wonderful Jesus as our own Savior, that we might be brought (know) to God to live forever with Him.*

**The Gospel**

1. What did Jesus do so that sinners can be forgiven their sins instead of facing God's eternal punishment? What is the gospel?

*God is the good Creator and King of the world. He made people to worship Him and live by His good laws. But we are all sinners who have rebelled against Him. We all deserve death--God's just, eternal punishment for our sins. How terrible! But God has good news for us. In His great mercy, God sent His Son Jesus to earth to save sinners. Yes, Jesus, the perfect Son of God, left His home in heaven and became a man. He lived the perfect life that pleases God. (He's the only one who has ever done that!) He offered it up to God His Father as the perfect sacrifice for sins when He suffered and died on the cross. Then, on the third day, Jesus rose from the dead in victory. He had fully paid for the sins of God's people, so they wouldn't have to! Now all who turn away from their sins and trust in Jesus as their Savior will receive forgiveness of sins and eternal life with God. They will be His very own special people who will know Him and enjoy Him forever. We can be God's people, too, if we turn from our sins and trust in Jesus as our own Savior.*

# Game: Puzzling Wall Ball

**Materials**
Bible verse written up in large print so that all can see
Three 11.5" x 17" pieces of construction paper, two pieces of one color for each team
Masking Tape
Small Nerf Ball or other soft ball
Marker
Use masking tape to lightly tape the pieces to a wall, mixing up colors

**Preparing the Game**
None.

**Learning the Verse**
Some or all of your children may be non- or early readers. Teach the verse in sections, having them say it after you. Repeat a few times. Add clapping or other movement as they say it.

**Directions**
1. If desired, lead the children in a discussion of a ***FEW*** of the most important questions before beginning game.
2. Explain the game to them as follows:
Divide the children into teams. Explain to them that they are going to take turns trying to hit pieces of their team's colored puzzle pieces with the ball. Each time they hit one of their team's pieces, that piece is removed from the wall and fit into their puzzle. Have the entire group say the verse before each child takes a turn.

Game continues until one team has completed their puzzle, or as time and attention span allow.

**Non-competitive Option**
Don't split into teams. Use only one copy of the verse and one puzzle to make. Have everyone work together on the puzzle until completed.

**Optional TAKING IT TO OTHERS Activity: Quiz Questions**
Have the children choose a few of the questions from the game to ask the parents/other children during TAKING IT TO OTHERS time. Help pre-readers by whispering the question in their ear and letting them ask it aloud to the parents/other children. Make sure you read the Bible verse aloud before you ask your questions.

# BIBLE VERSE REVIEW: MUSIC P.4

Directions:
1. Write words to song in large print before class.
2. Play the song for the children, helping them follow along on the song sheet.
3. Discuss the song, using a few questions from the discussion sheet. *Don't use them all!*
4. Introduce sign language for key words of your choice from sign language sheet for your song. Use as few or as many as you think the children can learn.
5. Sing and sign the song. Sign language as well as large format lyrics and sheet music are found in the PFI Unit Songbook or online.
6. If desired, play the Song Game.

**Optional TAKING IT TO OTHERS Activity: Presenting and Singing the Song**
1. Sing and sign the song, encouraging the watching children/parents to join in.
2. Ask the class some of the questions listed below. The Bible Truth Connection Question is particularly good to help them understand how the song ties in with the Bible Truth.

**For Christ Suffered for Sins**

For Christ suffered once for sins, once for sins,
The righteous for the unrighteous that he might
bring us to God,
Bring us to God,
For Christ suffered to bring us to God.
First Peter Three, eighteen.

**Listen to it on PFI ESV Songs 7, Track 19**

## Song Game: Word Take Away

**Materials**
Sign Language Signs and Song
White board and marker
Eraser

**Preparing the Game**
1. Write the words to the song on a white board.

**Playing the Game**
1. After children have learned the song and signs well, then tell the children that you are going to leave out words from the song (that you've learned signs for) and just do the sign in its place.
2. Have the children help you choose a word to take out. Erase the word from the board. Review the sign the for erased word.
3. Sing the song, trying to remember to NOT sing the word and do only the sign.
4. Continue to take out words until all of the words (with signs) have been taken out.

Game continues as number of questions, time, and attention span allow.

# STORY REVIEW P.1

Directions: Read and discuss Bible Truth, using a FEW of the questions. Play game. Feel free to modify the game to fit your children.

**General Story Questions**

1. What troubled Charles? *The burden of guilt for his sins.*
2. What did Charles do to get rid of his guilt? *He tried to do lots of good works and tried to love God more.*
3. What did Charles do to find out how to get rid of his guilt? *He got up early and read books about God; he prayed to God; he made a list of churches to visit where he might hear about what to do.*
4. What did Charles pray to God? Why did he think God wasn't answering him? *To show him how to take away the guilt of his sins/to take away the guilt of his sins. He thought God wasn't answering him because in six months of praying, he still didn't have an answer.*
5. Was God really not answering Charles' prayers? Why or why not? *God was answering Charles prayers, but He was doing it according to His perfect timing.*
6. Why did Charles think it would be unfair for God to save him? *He knew he was a lawbreaker and God was holy.* He knew God must punish his sins, so how could He forgive him if his sins weren't paid for?
7. Why did Charles think when he got caught in the first snowstorm? *He wished something could cover up his sins like the snow covered up the dark earth.*
8. What were the messages like in the churches he first visited? *They were all good, but none told just how a sinner can find forgiveness of sins.*
9. Why did Charles decide to go to church even though it was snowing so hard? *The burden of guilt and sin in his heart was worse than the cold. He didn't want to miss a chance to hear how he might be saved.*
10. Why had Charles not wanted to go to the little chapel? What changed his mind this Sunday? *He had heard they sing so loud that he would get a headache. He decided he would rather be warm and would risk the headache.*
11. Why didn't the pastor show up to preach? *The snow kept him from getting there.*
12. Why did the thin man decide to preach? He decided it was better that someone said something about the good news of Jesus, even if he wasn't a pastor.
13. What was the thin man's sermon like? *Very simple; mispronounced words; repeated the same thing a lot; focused of what Jesus did on the cross and our need to look to Him (trust Him) as our Savior.*
14. What did the thin man say to Charles? *He looked very miserable and would be unless he looked to Christ.*
15. What did Charles finally understand about salvation from the thin man's sermon? *That Jesus did the work of salvation by giving up His life, so that He could give eternal life as a free gift to all who turn from their sins and trust in Him. It was not about what Charles did for himself; it was about what God did for him through Jesus.*
16. What happened to Charles as he heard the thin man's sermon? *He did "look to Christ." As he trusted in Him for salvation, at last the guilt of his sins was taken away. God filled his heart with joy.*
17. What did Charles think as went back into the snowstorm after the church service? *That God had answered his prayers. He had done even more than cover up his sins, like the snow covered the ground. He had completely done away with them, once and for all.*
18. What did Charles do with the rest of his life? *He became one of the most famous preachers in the whole world. He loved to share the good news of Jesus with everyone from prince to beggar.*

**Bible Truth Connection Questions**

1. What does this story have to do with our Bible Truth? *Charles tried many things to get rid of his guilt and deserve God's forgiveness, but nothing worked. He knew he was a lawbreaker and could never deserve salvation. He thought it would be unfair for God to save him if it meant He just forgot about his sins. It was not until he heard the simple man's message to "look to Christ" that he finally understood. Jesus kept God's law completely. He offered up His life as the perfect substitute for His people's sins. Salvation was his free gift to all who, in repentance and faith, "looked to Him" as their savior. Charles did this and God took away his guilt, forgave his sins, and filled him with the peace, joy and love of God by the Holy Spirit come to live in his heart.*

# STORY REVIEW P.2

**Bible Verse Connection Question**

1. What does the story have to do with our **Bible Verse: 1 Peter 3:18**: "For Christ also suffered once for sins, the righteous for the unrighteous, that he might bring us to God."?

*Charles struggle to see how God could ever accept him. He knew he was a sinner and that he did not deserve to be saved. He thought God would be unfair to save him since he couldn't be good enough. But at last, at the little chapel on that snowy Sunday, he understood that he needed to look to Christ in faith. He was completely righteous. He had come to die in the place of the unrighteous to bring them to God. Charles believed and was saved. He spent the rest of his life proclaiming Christ' s death for sinners who repent and believe in Him.*

**Life Application Questions**

1. How can the way the Lord used the simple man be an encouragement to us? *We can be encouraged that it is not just very smart people or pastors who the Lord uses to bring people to know Him. He can use the simplest person who is willing to share the good news. He can use even us; and will, if we are willing.*
2. What is the good news of salvation that God wants us to believe and to tell others? *That He saves from their sins all who turn away from their sins and trust in Jesus as their own Savior.*

**ACTS Questions**

1. What is something we can praise God for being that we learned in our story?

*Praise God for being the Worker of all things for the good of His people. Praise Him for using a bad snowstorm to bring the thin man to preach and Charles to listen to the good news of Jesus, that he would be saved.*

2. What is something we can confess as sin that we learned in our story? *Confess that many times, like Charles, we are sinners who cannot live lives that please God. We deserve His punishment. We need a Savior!*
3. What is something we can thank God for that we learned in our story? *We can thank God for offering salvation to all who come to Him in repentance and faith, like Charles… and like us!.*
4. What is something we can ask God for that we learned in our story?

*We can ask God to work in our hearts, helping us to turn away from our sins and trust Jesus as our own Savior. We can ask Him to forgive our sins and make our hearts clean and fresh, like the white snow that covered the dark ground, as Charles walked through it.*

**The Gospel**

1. We are all sinners who cannot please God by living a good enough life, just like Charles knew. What hope did Charles find? What hope can we find? What is the gospel?

*God is the good Creator and King of the world. He made people to worship Him and live by His good laws. But we are all sinners who have rebelled against Him. We all deserve death--God's just, eternal punishment for our sins. How terrible! But God has good news for us. In His great mercy, God sent His Son Jesus to earth to save sinners. Yes, Jesus, the perfect Son of God, left His home in heaven and became a man. He lived the perfect life that pleases God. (He's the only one who has ever done that!) He offered it up to God His Father as the perfect sacrifice for sins when He suffered and died on the cross. Then, on the third day, Jesus rose from the dead in victory. He had fully paid for the sins of God's people, so they wouldn't have to! Now all who turn away from their sins and trust in Jesus as their Savior will receive forgiveness of sins and eternal life with God. They will be His very own special people who will know Him and enjoy Him forever. We can be God's people, too, if we turn from our sins and trust in Jesus as our own Savior.*

# Game: Give These to Farmer Brown

**Materials**
Straw hat
Small Plastic Shovel, gardening glove or other farming implement,
Shoe box or equivalent…or play clay
20 Drinking straws
20 Scraps of Construction paper
Tape
Paper and Marker
Story Review Questions

**Preparing the Game**
1. Choose 20+ questions for your game from the Story Review Discussion Questions, or make up your own.
2. Make 20 flowers, using construction paper to make blossoms and taping them to drinking straw stems. Write a number on each flower that will correspond to each Story Review Question. Cut small slits in the top of the shoe box and stick each flower stem into one (or, take small lumps of clay and stick on bottom of stems for free-standing flowers.) Place the flowers in what will be the center of your circle.
3. Number the Story Review questions from 1-20.

**Playing the Game**
Have the children sit in a circle. Put the straw hat on your head and turn to the child on your right in the circle and say, "Give this to Farmer Brown!" Take the hat off and place it on the child's head. Tell him to pass it on, repeating the same phrase and taking off the hat and placing it on the next child's head. Then, put the glove/hold the shovel and turn to the child to your LEFT as say ,"Give this to Farmer Brown". Take off the glove(shovel) and pass it over to the child and tell them to pass it on. That child continues to pass the glove/shovel to the left. At some point, the hat going to the right and the glove/shovel going to the right will meet at the same child. That child is " leader reads the question with the same number for the child to answer. Allow children to choose someone to help them with the answer if they are having difficulty.

Game continues until all children get to pick a flower; or as number of questions, time, and attention span allow.

**Optional TAKING IT TO OTHERS Activity: Quiz Questions**
Have the children choose a few of the questions from the game to ask the parents/other children during TAKING IT TO OTHERS time. Help pre-readers by whispering the question in their ear and letting them ask it aloud to the parents/other children.

# CASE REPLAY ACTIVITIES P.1

Use this guide to review the Case Story and act it out for others to enjoy!

## CASE REPLAY, JR: YOUNGEST CHILDREN

**Description:** The children will act out the story together, everyone doing the same action/sound effect at the same time. This activity is most suitable for kindergarteners.

**Materials**
The Case RePlay, Jr. script for younger children

**Preparation**
1. Read through the script and write in the blanks along the side possible actions/sound effects the children could do to act it out.

**Instructions**
1. Tell the children that they will be re-enacting the story together as you tell it.
2. As you read the script, lead the children in actions/sound effects to do with you.
3. If desired, you can read the script and stop at certain sentences and ask them what a good action/sound effect would be to act out what you just read.
4. Repeat the re-enactment one or two times more.

## CASE REPLAY, SR: OLDER CHILDREN

**Description:** The children act out the story as a three-scene play. You will narrate it using the Case RePlay, Sr. script and they will act it out (no spoken words, for the most part), with each child assuming a different character's role. This activity is most suitable for first grade and up. You will review the story, then practice it a few times before performing it for others.

**Materials**
The Case RePlay, Sr. script
White board or other large format paper
Costumes and props

**Preparation**
1. Prepare for the play by choosing costumes and props for each character in the story. Decorate the area with any scenery props.
2. Write the words "Beginning," "Middle," "End" on a large piece of paper/whiteboard with plenty of space under each heading. You will use this paper to help the children think about the story as a three-scene play, as it is presented in the script.

**Instructions**
1. Tell the children that they will get to act out the story as a three-scene play, with a beginning, middle and end section. Tell them that before they can act it out, they need to think it out. as you narrate it with your script.
2. Take the children's answers as they recount the story, helping them put key incidents in the right order.
3. If desired, when they have filled in their Beginning, Middle, End, read through your whole (real) script, so they hear exactly what you will have them act out.
4. Then tell the children that it's time to practice acting out the story.
5. Assign parts to each child. If you are using costumes, do NOT give them out at this point. They will be a distraction.
6. Have all the children sit on the floor or in chairs on one side of the "stage," then call the characters up in place as their part in the story comes.
7. As you read the script, guide the children in where you want them to move or do to act it out.
8. After going through the whole script once, give out any costumes and props and act out the script once or twice more.

**Optional TAKING IT TO OTHERS Activity: Re-enacting the Story**
Read the script as the children act out together (younger) or assuming different roles (older) as the other children or the parents watch.

# CASE REPLAY, JR--YOUNGER KIDS (KINDERGARTEN) P.2

Welcome to our Case Story Re-Action! The name of our story is called: The Case of the Persistent Snowstorm.

Our story takes place in Colchester, England in 1850.

And now we present: "The Case of the Persistent Snowstorm."

**Scene 1:**

The weight of his sin and his guilty conscience weighed Charles down like a heavy burden. He felt like there was not even a shadow of hope for himself. He tried many things to find peace and forgiveness. He got up early to read books about God. He tried harder and harder to do good things and love God. He prayed to God to help him. But nothing seemed to help. He still felt there was not even a shadow of hope for himself. Watching the white snow cover up the black soil during a snowstorm made him wish that something could cover up the blackness of his sin and change his heart to clean, white as snow. He decided to visit every church in Colchester to see if anyone could tell him how a poor sinner could be forgiven his sins and find peace. He heard many good messages, but no one told just how to be saved. One Sunday another snowstorm hit. Charles didn't let the snow and wind keep him home. He was determined to visit the next church on his list, even though it was very far away. He bundled up and headed out into the storm.

**Scene 2:**

As the storm worsened, Charles began to think he couldn't make it. When he paused to decide what to do, he happened to see a little chapel down a side street. He had not wanted to go to that chapel because he heard they sang so loud you would get a headache; but now, he chose its closeness and warmth over any worry about a headache. There were only a dozen or so people in the chapel. Charles sat down on a pew in the back. After hearty singing and prayers, it was time for the sermon. The pastor never came forward, kept home by the storm. So a thin-looking, simple man stood up to give a message. "Look unto Me, and be saved, all the ends of the earth," " he read from the Bible. He had little education and could not even pronounce words correctly, but he read his passage and then preached on it. Charles began to hope that this man would tell him how to be saved. For 10 minutes the man preached. He told how salvation came only from looking to Jesus as Savior and trusting in what He did on the cross. They would never find it by looking to themselves. He looked at Charles and saw how miserable he looked. He told him that he would stay miserable until he "looked to Christ."

**Scene 3**

Charles at last understood. He "looked to Christ" that very moment, trusting in His perfect sacrifice, made for all who turn from their sins and trust in Him. Peace and forgiveness flooded his heart at last! He was so happy he could have jumped for joy. As he left the chapel and headed towards home in the snow, he realized that at last the black sin in his heart had been covered and made dazzling white clean, just like the snow covered the ground. By trusting in Jesus, he had come beyond "not even a shadow of hope." to have an infinite and eternal hope. Charles Spurgeon became a preacher who made it his passion to tell everyone from princes to beggars how they might find peace and forgiveness. The Lord saved thousands of people through his preaching.

**Bible Truth Tie-In:** The Bible Truth we are learning is: **Jesus Kept God's Law Perfectly So by His Grace He Could Save God's People** It wasn't until the thin man preached at the little chapel that Charles understood that Jesus had paid for sins with His perfect life. Salvation was a free gift given to all who placed their trust in Jesus.

**Actions:**

# CASE REPLAY, SR--OLDER KIDS (1ST GRADE AND UP) P.3

Welcome to our Case Story Re-Action! The name of our story is called: The Case of the Persistent Snowstorm.

Our story takes place in Colchester, England in 1850.

The characters in our story are: Charles Spurgeon, Ministers, the thin man, people in the little chapel, thousands of people, including princes and beggars

And now we present: "The Case of The Case of the Persistent Snowstorm.

**Scene 1: (Beginning)**
The weight of his sin and his guilty conscience weighed Charles down like a heavy burden. He felt like there was not even a shadow of hope for himself. He tried many things to find peace and forgiveness. He got up early to read books about God. He tried harder and harder to do good things and love God. He prayed to God to help him. But nothing seemed to help. He still felt there was not even a shadow of hope for himself. Watching the white snow cover up the black soil during a snowstorm made him wish that something could cover up the blackness of his sin and change his heart to clean, white as snow. He decided to visit every church in Colchester to see if anyone could tell him how a poor sinner could be forgiven his sins and find peace. He heard many good messages, but no one told just how to be saved. One Sunday another snowstorm hit. Charles didn't let the snow and wind keep him home. He was determined to visit the next church on his list, even though it was very far away. He bundled up and headed out into the storm.

**Scene 2: (Middle)**
As the storm worsened, Charles began to think he couldn't make it. When he paused to decide what to do, he happened to see a little chapel down a side street. He had not wanted to go to that chapel because he heard they sang so loud you would get a headache; but now, he chose its closeness and warmth over any worry about a headache. There were only a dozen or so people in the chapel. Charles sat down on a pew in the back. After hearty singing and prayers, it was time for the sermon. The pastor never came forward, kept home by the storm. So a thin-looking, simple man stood up to give a message. "Look unto Me, and be saved, all the ends of the earth," " he read from the Bible. He had little education and could not even pronounce words correctly, but he read his passage and then preached on it. Charles began to hope that this man would tell him how to be saved. For 10 minutes the man preached. He told how salvation came only from looking to Jesus as Savior and trusting in what He did on the cross. They would never find it by looking to themselves. He looked at Charles and saw how miserable he looked. He told him that he would stay miserable until he "looked to Christ."

**Scene 3: (End)**
Charles at last understood. He "looked to Christ" that very moment, trusting in His perfect sacrifice, made for all who turn from their sins and trust in Him. Peace and forgiveness flooded his heart at last! He was so happy he could have jumped for joy. As he left the chapel and headed towards home in the snow, he realized that at last the black sin in his heart had been covered and made dazzling white clean, just like the snow covered the ground. By trusting in Jesus, he had come beyond "not even a shadow of hope." to have an infinite and eternal hope. Charles Spurgeon became a preacher who made it his passion to tell everyone from princes to beggars how they might find peace and forgiveness. The Lord saved thousands of people through his preaching.

**Bible Truth Tie-In:** The Bible Truth we are learning is: **Jesus Kept God's Law Perfectly So by His Grace He Could Save God's People** It wasn't until the thin man preached at the little chapel that Charles understood that Jesus had paid for sins with His perfect life. Salvation was a free gift given to all who placed their trust in Jesus.

# White Snow Covering the Dark Earth

**Description**
Children will make a pipe cleaner "Charles" and put him on the dark earth with glitter snow.

**Materials**
Ten pipe cleaners per child: 4 brown; 2 black; 1 white; 3 bright colored
Small Giggly eyes
A palm-sized lump of black or brown clay
White and silver glitter, a couple of tablespoons of each per child
Glue

**Preparing the Craft**
1.Cut one of the brown pipe cleaners in half for each child.
2. Set out supplies

**Making the Craft**
**Charles:**
1. Take one of the brown pipe cleaners and bend it into an inverted V-shape.
2. Twist together the two ends several winds, leaving a little loop in the bend of the V. This will be his body and legs.
3. Coil another brown pipe cleaner around a pencil until it is completely curled. Remove from pencil.
4. Slide the coil the first pipe cleaner and center the second curled pipe cleaner over the twisted part of the first one. This makes Charles' torso.
5. Slide another brown through the small loop. These are his arms. Twist a loop in each end to make hands.
6. Take the white pipe cleaner and wrap it around your thumb. Take it off your thumb and bunch the coils together. This is the head. Take one end of the coil and twist it around the loop through which you inserted the arms to secure it in place.
7. Wrap the black pipe cleaner around the top of the white head pipe cleaner to make a cap.
8. Twist a colored pipe cleaner around his neck and have ends hang down front like a scarf. If desired, can braid 3 together for a braided scarf effect, then twist around neck.
9.Twist a foot-sized loop on each end of his legs for feet.
10.Bend another black pipe cleaner back and forth into a rectangular shape, leaving a little leftover at the end. This is his Bible. Attach the Bible to one of his hand loops with a twist.
11.Glue giggly eyes onto head.
12. If desired, put dabs of glue on Charles and sprinkle dabs with glitter for snow effect.

**Snowy ground:**
1.Flatten clay into a round. Stick Charles' feet firmly into the clay. You may even want to "bury" his feet in the clay for more stability.
2.Sprinkle white and silver glitter on top of clay and firmly press it into clay.

**Optional TAKING IT TO OTHERS Activity: Craft Presentation**
If you are presenting the craft to other children or parents the children can hold up their crafts (or your model craft) and read their Bible Truth Connection answers to explain the importance of the craft.

CASE CRAFT

## Discussion Guide

**Instructions:**
As the children are settled into making their craft, ask them these questions to help them understand the craft's significance. Use the answers provided to guide the children's answers.

**Discussion Questions**
1. Where did Charles live? *In Colchester, England.*

2. What made it so hard for Charles to get to church? *A big snowstorm.*

3. What did Charles think about as he looked at the snow covering the dark ground?
*He wished for something that could cover the dark guilt of sin in his heart and make his heart clean before God.*

4. What is Bible Truth that we are learning?
Jesus Kept God's Law Perfectly So by His Grace He Could Save God's People .

5. What does our craft have to do with our Bible Truth: Jesus Kept God's Law Perfectly So by His Grace He Could Save God's People ?
*God did even more that answer Charles prayers for his sins to be covered over like the snow. He used the thin man to show Charles that Jesus paid for his sins so that all who put their faith in Him could have the penalty of their sins completely taken away. It was by grace that he could be saved, not by his own works*.

6. What can our craft help us remember?
*God can do more than cover up our sins, too. He will completely clean us of them, if we will turn from our sins and trust in Him as our Savior. The gift of salvation can be ours, too.*

TAKING IT TO OTHERS

## Craft Presentation

**Instructions:**
Have children hold up your model craft/their crafts. Choose five children (or you say) the five sections below to explain the craft's importance.

**Presentation:**
1. Our craft is: White Snow Covering the Dark Earth.

2. In Colchester, England, Charles looked longingly at the snow covering the dark ground. He wished for something to cover over the dark guilt of sin in his heart, just like the snow covered the darkness of the ground, making everything clean and white.

3. Our Bible Truth is: Jesus Kept God's Law Perfectly So by His Grace He Could Save God's People .

4. God did even more than answer Charles' prayers for his sins to be covered over like the snow. He used the thin man to show Charles that Jesus paid for his sins so that all who put their faith in Him could have the penalty of their sins completely taken away. It was by grace that he could be saved, not by his own works. What wonderful news this was! Forgiven and clean at last!

5. Our craft can help us remember that God can do more than cover up our sins, too. He will completely clean us of them, if we will turn from our sins and trust in Jesus as our Savior. The gift of salvation can be ours, too.

Note: Even non-readers can participate in presenting the craft, if you will whisper what they are to say in their ear and let them say it aloud for the others to hear.

# TREAT SOMEONE LIKE A VIPP Pray for a Very Important Prayer Person P.1

## BEFORE CLASS:

### 1. PICK YOUR PERSON

VIPPs can be anyone in your church! Typically, they fall into 6 categories: Church staff, Elders, Deacons/deaconesses, Special Volunteers (people who aren't paid, but spend a lot of time helping out in particular ways), Supported Workers (a.k.a. missionaries), and Church Members.

### 2. GATHER YOUR FACTS

Use the VIPP Information Sheet to write down the facts about your VIPP. The information on this worksheet is used in the VIPP activities, listed in the "Choose an Activity" section below.

## DURING THE ACTIVITY:

### 1. INTRODUCE YOUR VIPP

Introduce your VIPP to the children, using the VIPP Information Sheet. Fill in a set of VIPP Clue Cards with the information for your VIPP. If desired, you can even have the actual person come into class for the children to meet.

Need help describing what someone does for the church in a kid-friendly way? Click on the list of common VIPPs and how to describe what they do to kids. See if your VIPP is one of these. It may save you some time.

### 2. PRAY!

Lead the children in praying for the VIPP. Ask the children if they would like to pray for one of the VIPPs prayer requests. Even non-readers can pray for the VIPP if you whisper the prayer request in their ear, then let them say it aloud. Never force a child to pray!

### 3. CHOOSE AN ACTIVITY

There are two activities you can use to help the children learn about the VIPP:

**VIPP Clue Cards:** These are 9 coloring sheets in which children fill in the 9 things they learn about the VIPP from the VIPP Information Sheet. Photocopy a set of each child. Use as few or as many of these Clue Cards as you desire.

**VIPP Game:** This is a game that uses a set of Clue Cards for one or two VIPPs.
Choose a VIPP and fill in his/her information on the VIPP Information Sheet. Fill in a set of VIPP Clue Cards with the information for your VIPP. Tell the children about the VIPP, having them fill in the VIPP Clue Cards with the key facts as they learn them. Write any words the children need to write on a white-board or other piece of paper so they can see how to spell them. Help younger children write these words on their clue cards. Ideas for how to tell the children about many common VIPPs are listed at praisefactory.org with the resources for this Bible Truth.

**Optional TAKING IT TO OTHERS Activity: Introduce and Pray for the VIPP**
If you are presenting the VIPP to other children or parents you can assign children to hold up the 10 clue cards and say what each card tells about the VIPP. (Or, you can have the children hold them up as you tell what each one means.) Then lead the children in praying for the VIPP.

# Game: Over, Under and Throw

**Materials**
Information Sheet for one VIPP
2 Set of Clue Cards
8 8.5" x 11" Manilla Envelopes
Nerf Ball or other soft ball for indoor use
Box or basket big enough for the envelopes to fit in and the ball to land in.

**Preparing the Game**
1. Fill in one set of clue sheets for the VIPP you are using.
2. Tape the other (blank) set of Clue Cards to the outside of the manilla envelopes.
3. Put the filled-in clue cards in the corresponding envelope.
4. Put all the Clue Cards envelopes in a bag, except for the ones with the names and pictures of the VIPPs.
5. Place the envelopes in the basket, a good shooting distance from where the child at the head of the line will stand.

**Playing the Game**
***Reveal*:** Tell the children about the VIPP, showing them your filled-in clue cards as you tell about them.

***Review*:** Have the children line up, all facing forward. Give the ball to the last child in line. At your signal, have them pass the ball to the next child with an overhead pass; then that child passes the ball through the legs of the next child, etc. until the ball reaches the first child. The first child in line then tries to make a basket. If he succeeds, he gets to go up and pick out an envelope to open. the teacher (or the child) tells the Clue Card category. The other children try to remember what the VIPP's answer was. Open it up and see if they got it right. If they did, the Clue Card is retired. If not, it can be added back with the Clue Cards in the basket. Game continues until all the envelopes have been retired or as time or attention span allows.

# VIPP INFORMATION SHEET P.3

## VIPP NAME:

_____

## WHAT VIPP LOOKS LIKE

Man or Woman? _____

Hair color? _____

Eye color?_____

## FAVORITE ANIMAL

_____

_____

## FAVORITE FOOD

_____

_____

## FAVORITE FREE TIME ACTIVITY

_____

_____

## WHAT VIPP DOES DURING WEEK

_____

_____

_____

_____

## VIPP GROUP OF SERVICE:

Church Member  Deacon

Elder  Church Staff

Special Volunteer  Supported Worker (Missionary)

## 3 WAYS VIPP SERVES CHURCH

_____

_____

_____

_____

_____

_____

_____

_____

## 3 WAYS TO PRAY FOR THE VIPP

_____

_____

_____

_____

_____

_____

_____

_____

# BIBLE TRUTH 4, LESSON 3: PLANNER/OVERVIEW

## GETTING STARTED: Welcome and Opening Songs *(introduce unit and get kids moving with these songs)*

**Welcome to Praise Factory:** PFI: Praise Factory Investigators Theme Song *PFI ESV Songs 7, Track 1*

**Rules to Help Us Worship God and Love One Another:** WoGoLOA Classroom Rules Song
*PFI ESV Songs 7, Track 2*

**Big Question Under Investigation:** Big Question 7 Songs *PFI ESV Songs 7, Tracks 3,4*

**Big Question Bible Verse:** Psalm 19:7,9,10,11 Songs: *PFI ESV Songs 7, Tracks 5,6,7*

## DIGGING DEEP DOWN: Key Concept and Story *(introduce the Bible Truth and tell the related story)*

**Bible Truth 4:** Jesus Kept God's Law Perfectly So by His Grace He Could Save God's People

**Bible Truth Hymn:** Amazing Grace, vs.1,2 *PFI ESV Songs 7, Tracks 17,18*

**Bible Verse**: 1 Peter 3:18

**Bible Verse Song:** For Christ Suffered for Sins *PFI ESV Songs 7, Track 19*
Extra Bible Verse Song: Now We Know: Romans 3:19-24, ESV *PFI ESV Songs 7, Track 20*
Extra Bible Verse Song: By Works of the Law Romans 3:20-23, HCSB *PFI ESV Songs 7, Track 21*

**Lesson 3 New Testament:** The Case of the Goat-Lamb Man
Leviticus 16; Matthew 27; Mark 15; Luke 2:8ff;23; John 19; Hebrews

## TAKING ACTION: Response Activities *(choose from among these activities)*

**Snack and Discussion Planner:** The Scapegoat and the Offering

**ACTS Prayer:** Prayer Sheet

**Bible Truth Review:** Discussion Questions and Game: Silly Grand March

**Bible Truth Hymn:** Amazing Grace, vs.1,2 *PFI ESV Songs 7, Tracks 17,18*
Song, Sign Language and Song Game: Big Voice, Little Voice **PFI ESV Songs 7 BOOK or ONLINE**

**Bible Verse Review:** 1 Peter 3:18 Discussion Sheet and Game: Verse Hi-Lo

**Bible Verse Song:** For Christ Suffered for Sins: 1 Peter 3:18 *PFI ESV Songs 7, Track 19*
Song, Sign Language and Song Game: Sign It, Say It, What Does It Mean? **PFI ESV Songs 7 BOOK or ONLINE**

**Story Review:** Discussion Questions and Game: Bean Bag in the Hole

**Case Replay, Jr: Drama Activity for Youngest Children** (children do same story actions together)

**Case Replay, Sr: Drama Activity for Most Children** (children re-tell story with individual parts)

**Craft:** The Scapegoat

**VIPP (Very Important Prayer Person) Prayer Time:** Coloring Sheets (back of book) and Game: Stop and Go

## TAKING IT HOME: Take Home Sheet for Review and Family Devotions

**PFI Pronto:** Bible Truth 4, Lesson 3 **PFI ESV PRONTOS 7 BOOK or ONLINE**

# NEW TESTAMENT STORY P.1

**The Case of the Goat-Lamb Man** by Connie Dever

Leviticus 16; Matthew 27; Mark 15; Luke 2:8ff;23; John 19; Hebrews

**Our story is: The Case of the Goat-Lamb Man. As you listen to the story, see if you can figure out:**

1. Who was the convict? Why was he in jail?
2. What did he do that was so convicting? Who did he hope would change?

This story takes place in New Testament times, when Jesus lived on earth.

Night was falling over Israel and it was getting dark--pitch dark! Back then there was no electricity; only fires and little oil lamps. So when the sun went down, the lights went out and people went home! Everyone, that is, but the protectors of the herds. They stayed up all night in the darkness with the animals.

What could be so important about sheep, goats, and cattle-that they needed babysitting all night, in all kinds of weather? After all, they're just animals, right?

Well, the people of Israel wouldn't call them "just animals."They depended on them for a lot of the clothes and food that ate. The Israelites needed these animals like we need grocery and clothing stores.

Because these animals freely grazed the grasslands and wildernesses of Israel, they needed constant protection, especially at night. Bears, lions, wolves, and thieves were always on the prowl. So, while the rest of Israel closed their eyes in sleep, the cattlemen, feeding their cattle on the grassy Plain of Sharon to the south; and the goatherds and shepherds grazing their goats and sheep out in the wilderness lands to the east, kept their watchful eyes open, all night long.

But there was an even more important reason why these sheep, goats and cattle were protected. The Israelites could not stay spiritually "clean" without them. Thousands of sheep, goats and bulls in perfect condition were needed each year to be used as sacrifices to the LORD at the Temple in Jerusalem. Every morning and every evening, a perfect, one-year-old lamb was offered on the Altar of Burnt Offering as the first and last sacrifices of the day. That's 730 lambs right there! Tens of thousands more, perfect, one-year-old lambs were needed to sacrifice as Passover lambs for the families who came to Jerusalem to celebrate that feast each year. Now that's a lot of lambs! So many lambs were needed that the priests hired shepherds to keep special flocks of sheep just for Temple use in the not-too-distant hills outside of Bethlehem. They built a watchtower called the Migdal Eder, "tower of the flock,"from which to keep better tabs on the sheep. Whenever more sheep were needed in the Temple courts for sacrifices, the shepherds picked out perfect ones and drove them into Jerusalem.

But it wasn't just perfect lambs that were needed. Perfect bulls and goats were necessary for Temple sacrifices, too. It was their blood that was presented to the LORD on the Day of Atonement—the most important day of the year. On that day, the high priest entered the Most Holy Place in the Temple. First, he sacrificed a perfect bull calf as a sin offering for his own sins. After all, he was a law breaker like every other Israelite. He could only bring the people's offering for his own sins. After all, he was a law breaker like every other Israelite. He could only bring the people's offering before the LORD if he had been purified first.

Then, two perfect goats were brought before him. One goat was chosen to be the sin offering for the people. A crimson red thread was tied around its neck. The high priest killed it and then took its blood behind the beautiful, cherubim-embroidered curtain into the Most Holy Place. He sprinkled the blood between the two golden cherubim on the cover of the Ark on the spot called the Mercy Seat. When offered in repentance and faith, the LORD counted this blood sacrifice as acceptable to purify the Most Holy Place of the people's sins for the whole year. This was how the LORD's

**Story-telling Tips**

Ahead of time:

1. Read the Bible verses and story. Pray!
2. Create story cue cards on index cards (or highlight text).
3. Practice telling story dramatically, timing your presentation Shorten, if necessary to fit your allotted time.
4. Decorate area with story props that help bring your story alive.

During your presentation:

1. Maintain as much eye contact as possible as you tell the story. Point to/use props at important points in the story. Include the kids in your story with a few questions about what they think will happen or words/concepts that might be new to them.
2. Watch the kids for signs that their attention span has been reached. Shorten, if necessary.

presence could continue to dwell there and the people could stay in fellowship with Him.

After sprinkling the blood on the Mercy Seat, the high priest came out of the Most Holy Place and sprinkled goat's blood on the Holy Place and on the Altar of Burnt Offerings. These needed to be purified from the sins of the people, too, if they were to stay in fellowship with the LORD for the year.

Then other goat was brought the high priest to be the 'scapegoat,' the bearer of the people's sins. The high priest tied a crimson thread around him, too, but this time it was around his head, not his neck. Then he laid both of his hands on the head of the goat and confessed over it all the wickedness and rebellion of the Israelites—all their sins. God accepted this confession and transferred the impurity of their sins onto the goat's head. He handed the goat over to a man who led the goat miles away from the Temple to die. This was a sign that God had carried away their sins, never to be counted against them again.

So you see, there were very, very good reasons for those herders to stay out all night the animals. Someone had to protect them so there would be perfect animals for sacrifice. God's people were lawbreakers. They could never stay pure by keeping His laws perfectly. They needed these animals to stay in fellowship with the LORD.

But really, God's people needed more than perfect animals--a lot more. They needed a perfect law-keeping person to offer up Himself in their place. His blood could be the final sacrifice that would satisfy God's wrath against their sins for all time. And God, Himself, chose to provide such a person: His own Son, Jesus.

One night, near Migdal Eder in the hills of Bethlehem, as shepherds kept watch over the Temple sheep an angel of the Lord suddenly appeared to them, and the glory of the Lord shone around them, and they were terrified. But the angel said to them, "Don't be afraid. I bring you good news of great joy that will be for all the people. Today in Bethlehem, a Savior has been born to you; he is Christ the Lord. This will be a sign to you: You will find a baby wrapped in cloths and lying in a manger." Suddenly a great company of the heavenly host appeared with the angel, praising God and saying, "Glory to God in the highest, and on earth peace to men on whom his favor rests."

How right it was that the LORD chose to be born in an animal shelter near where shepherds kept the perfect sheep used in Temple sacrifices. Had not He, the LORD Himself, had come to earth to be the perfect, law-keeping man who would lay down His life as the final sacrifice for His people? He was the Lamb of God.

That night was just the beginning. Over the next thirty three years Jesus lived out His call. He kept every single bit of the God's law. There was not even one time when He sinned in His heart, with His words or with anything He did. He always loved God with all His heart, mind, soul and strength. He always loved others. He told people to repent and believe in Him. Those who put their faith in Him as their Savior would be saved from their sins once and for all. He was the perfect, law keeping human who had come to be the final sacrifice for God's People.

At last it came time for Jesus to give up His life. His enemies arrested Him and soldiers nailed Him to the cross. They thought they had won. but Jesus knew better. This was the very thing He had come to do. He was the perfect, law-keeping human come to make the final sacrifice. He had come to suffer and die on that cross for God's people's sins. He was the Scapegoat of God, taking the punishment for all the sins of God's people. When all their sins were paid for, Jesus gave up His spirit and died.

On earth, Jesus' body hung limp and dead. It was buried in the tomb. But Jesus' spirit rose. He was the Perfect High Priest of God. He entered into heaven, the real Most Holy Place, where real cherubim bow before the real throne of God in the fullness of the LORD's glorious Presence. He came before His Father as the perfect high priest who had no sins of his own and brought his own perfect blood to offer as the perfect sacrifice for all those who would ever repent of their sins and believe in Him as their Savior. Here was perfect righteousness that could cleanse guilty consciences and sinful hearts. What no human on earth could do; what no sheep, goats or bulls could do; Jesus did as the final sacrifice.

What happened in heaven was declared on earth.

The veil of the Most Holy Place was torn in two the day Jesus died. No longer did the guilt of sin separate the holy LORD from His people. The LORD's holiness was satisfied once and for all with Jesus' perfect, law-keeping life as substitute for theirs. The final sacrifice had been made.

And on the third day, Jesus rose from the dead, proving He had conquered sin and death for all of God's people. Yes, He was the final sacrifice!

## Cracking the Case:

**It's time to answer our Case Questions.**

**1. Who was Goat-Lamb Man? What goat was he like? What lamb was he like?**

Jesus. He was like the scapegoat who bore the people's sins and took them away. He was like the Passover lamb that was killed so that God would Passover the people's sins.

**2. What did he do so that no more goats or lambs were needed?** Jesus bore the punishment for sins of God's people in His body, once and for all. No more scapegoats or Passover lambs would ever be needed again. They pointed to His final, perfect sacrifice.

## Something For You and Me

**Our Bible Truth is: Jesus Kept God's Laws Perfectly So By His Grace He Could Save His People**

**Our Bible Verse is: 1 Peter 3:18:**

"For Christ also suffered once for sins, the righteous for the unrighteous, that he might bring us to God."

How awesome is the LORD! How perfect His holiness! How great His wrath against the sins of His people. Yet, how great is His love! How amazing His grace! To think, that God the Father would send His Son to become a man, to live the perfect life His people could never live. That He would choose to suffer their punishment and death, so that He by His grace He could give them the gifts of forgiveness of sins and eternal life that they never could deserve!

Let's praise the LORD for the riches of His love. Let's ask Him to help us to never forget what Jesus did to be the final sacrifice for God's people. Let's ask Him to work in our hearts that we might turn from our sins and trust in Jesus as our own Savior,. Let's ask Him to help us live out our lives in thankfulness and in obedience as the best way we have to show Him how grateful we are for what He has done.

*Close in prayer.*

## Closing ACTS Prayer

**A** God, we praise You for being the Gracious Provider of the final sacrifice for sins, without which we could never be saved.

**C** God, we confess that we are sinners who cannot please You with our own goodness. We need Jesus to be the Lamb who perfectly takes away the punishment for our sins.

**T** God, we thank You for sending Jesus to take the punishment for sinners like us! Thank You that our guilt can be completely taken away because of Him!

**S** God, work in our hearts! Help us to turn from our sins and trust in Jesus as our Savior. Help us to live thankful and joyful lives that seek to obey You in everything we do, as the only way we have to show how grateful we are.

## Special Words

**Holy:** Without sin. Perfectly acceptable and dedicated to God and His good ways.

**Scapegoat:** The special goat that is sent out into the wilderness and killed, as a symbol of the sins of God's people being borne away.

**Temple:** The special worship house in Jerusalem where God's presence especially dwelt and sacrifices to Him were offered, especially in Old Testament times.

# ACTS PRAYER ACTIVITY

Use this sheet to write down your ACTS Prayer

**Instructions:**
Use this sheet to help the children apply the Bible Truth into a prayer. You can use the ACTS provided or even better, have the kids think of their own applications. Also have the children add their personal requests to the prayer, too. Lead the children in the prayer or let them pray sections, with your help. Never force a child to pray! Non-readers can participate by you whispering a section of the prayer into their ear and allowing them to pray it aloud for the group.

## ADORATION:

God, we praise You for being so merciful! You, Yourself, provided the perfect sacrifice for sin.

God, we praise You for being.....

Add your own Adorations:

## CONFESSION:

God, we confess that we are lawbreakers who could never please You with our own keeping of Your laws. We need a Savior!

God, we have sinned against You....

Add your own Confessions:

## THANKSGIVING:

Thank You, Jesus for offering up Your life as the perfect sacrifice for all who would ever turn away from their sins and trust in You as their Savior.

God, we thank You for...

Add your own Thanksgivings:

## SUPPLICATION:

God, work in our hearts, that we might all turn away from our sins and trust in Jesus as our Savior.

God, we need Your help...

Add your own Supplication:

## SNEAKY SNACK

Can you figure out how this snack ties in with our case?

**Snack: The Scapegoat and the Offering**

Two Goat head pear halves decorated with raisin eyes (on side of head); almond "ears" and Chinese noodle "horns". With optional red lace licorice "thread" like what they tied around the goats' necks.

NOTE: You can substitute almonds with chunks from a thin chocolate candy bar for ears, if concerned about nut allergies

This is only a suggestion. Feel free to modify. Be mindful of allergy issues among your children!

**Case Tie-in:** For hundreds of years, two goats were used in the yearly, special offering for the sins of God's people. But the blood of animals could never really take away the sins of people or keep people in fellowship with God. They were pointers to the one, final sacrifice that would be made to take away the sins of God's people: Jesus! He was the real scapegoat who took away God's people's sins. He was the offering that was truly acceptable to God, once and for all time.

## SOUL FOOD

Food for thought during snack time

1. What does the snack have to do with the story?

Choose a few questions from the other activity discussion sheets to talk about during this snack time.

2.

3.

4.

5.

6.

7.

# BIBLE TRUTH 4 REVIEW

Directions: Read and discuss Bible Truth, using a FEW of the questions. Play game. Feel free to modify the game to fit your children.

**Jesus Kept God's Law Perfectly So by His Grace He Could Save God's People**

From the time Adam and Eve became lawbreakers, people have offered sacrifices for their sins.

God's laws tell us there is no forgiveness of sin without the shedding of blood. God commanded the Israelites to offer up the blood of animals when they sinned, as a sign of their desire to turn from their sins and trust in Him to save them. God received their offerings, given in repentance and faith, and allowed them to remain in fellowship with Him.

But the blood of animals could never take away the sins of a human. Only the blood of a human who lived God's laws perfectly and offered up his life in the sinner's place could do that. God, in His mercy, did just this. He sent His Son Jesus to take on human flesh and be that perfect sacrifice for sins.

Jesus was fully God and fully human. He was perfect; He was not born with a sinful heart like us. Jesus kept all of God's laws. He loved God and others perfectly. He fulfilled all of God's Law with His life. He offered up His life on the cross as the perfect sacrifice for God's people's sins. He took upon Himself the punishment they deserved that they might be forgiven their sins once and for all. On the third day, God raised Jesus, showing that the power of sin and death had indeed been broken by His perfect sacrifice.

None of us will ever be able to earn salvation with a perfectly lived life, but each of us can have salvation through God's grace—His undeserved gift of salvation to sinners—if we come to Him in repentance and faith in Jesus.

**Understanding the Bible Truth**

1.What did people offer from the time of Adam and Eve? *Sacrifices for sin.*
2. What do God's laws tell us must be shed for there to be forgiveness of sin? *Blood.*
3. Why did God command the Israelites to offer up the blood of animals when they sinned? *As a sign of their desire to turn from their sins and trust Him to save them.*
4. What did God look for in their hearts to go with their sacrifices for sin? *Repentance (turning from their sins) and faith in Him.*
5. What did God do when He accepted the offerings of animal blood? *He allowed them to remain in fellowship with Him.*
6. What couldn't the blood of animals take away? What could? *It could never take away sins. That could only be done by the blood of a human who lived God's laws perfectly and offered up his life in the sinner's place.*
7. Why did God accept Jesus' offering of His blood as payment for the sins of His people? *Jesus was perfect. He always loved God and others. He kept God's laws perfectly.*
8. What did Jesus take upon Himself on the cross? *All the punishment for God's people's sins.*
9. How do we know that Jesus made the perfect sacrifice and broke the power of sin and death? *God raised Him from the dead.*
10. Why can't we earn our own salvation? *We are all sinners. We do not live the perfect life God justly requires of us.*
11. How can we be saved? *By turning from our sins and trusting in Jesus, receiving God's gift of salvation through Him.*

**Bible Truth Story Connection Questions**

1. Why was it fitting for Jesus to be born at Bethlehem? *It was where the lambs were kept for the Temple sacrifices. Jesus had come to be the perfect and final sacrifice for His people.*
2. What does our story have to do with our Bible Truth? *Jesus offered His life up as the perfect sacrifice. On the cross, He bore the sins of His people. God was satisfied with His blood shed for them. Now all who turned from their sins and trusted in Jesus as Savior could be saved by His free gift to them.*

**Bible Verse Connection Question**

1. What does our Bible Truth have to do with our **Bible Verse: 1 Peter 3:18**: "For Christ also suffered once for sins, the righteous for the unrighteous, that he might bring us to God."?
*For hundreds of years, the people of Israel sacrificed animals to stay in fellowship with the LORD, but they never could actually take away the sins of God's people. Only Jesus could do this, as the Son of God and a perfect human. He died once for the sins of all who would ever turn from their sins and trust in Him as their Savior. This is how Jesus brought God's people into true and everlasting fellowship with God.*

# BIBLE TRUTH 4 REVIEW P.2

**Life Application Questions**

1. Can anyone be too sinful to be saved? Why or why not? *No. Any who turn away from their sins and trust in Jesus as their Savior can be saved—no matter what they have done.*

**ACTS Questions**

1. What is something we can praise God for because of this Bible Truth?
*Praise God for being so merciful that He, Himself, provided the perfect sacrifice for sin.*
2. What are sins we can confess to God because of this Bible Truth?
*Confess ways that we have broken God's Law this week. Confess that we are lawbreakers who cannot save ourselves. We deserve God's punishment! We need a Savior!*
3. What is something we can thank God for because of this Bible Truth?
*Thank Jesus for offering up His life as the perfect sacrifice for His people's sins.*
4. What is something we can ask God for because of this Bible Truth?
*Ask God to work in our hearts, that we might all turn away from our sins and trust in Jesus as our Savior.*

**The Gospel**

1. We are all sinners who cannot please God with our lives. We deserve God's punishment. Is there any hope for us? What is the gospel?
*God is the good Creator and King of the world. He made people to worship Him and live by His good laws. But we are all sinners who have rebelled against Him. We all deserve death--God's just, eternal punishment for our sins. How terrible! But God has good news for us. In His great mercy, God sent His Son Jesus to earth to save sinners. Yes, Jesus, the perfect Son of God, left His home in heaven and became a man. He lived the perfect life that pleases God. (He's the only one who has ever done that!) He offered it up to God His Father as the perfect sacrifice for sins when He suffered and died on the cross. Then, on the third day, Jesus rose from the dead in victory. He had fully paid for the sins of God's people, so they wouldn't have to! Now all who turn away from their sins and trust in Jesus as their Savior will receive forgiveness of sins and eternal life with God. They will be His very own special people who will know Him and enjoy Him forever. We can be God's people, too, if we turn from our sins and trust in Jesus as our own Savior.*

# Game: Silly Grand March

**Materials**
CD and CD player
Small bowl or bag
Bible Truth Questions

**Preparing the Game**
1. Choose 20+ questions for your game from the Bible Truth Discussion Questions, or make up your own.
2. Write the Bible Truth questions on small thin strips of paper (or make a photocopy of the Bible Truth Discussion Questions and simply cut them into strips) and put them in the bag/bowl.

**Playing the Game**
Have the children form partners, then form a big double circle. Tell the children to move however you command them to move, such as march, walk, skip, tip toes, big knee bends, pat head, fly like a bird, etc. (BUT NOT RUN!!!) when you play the music. But when the music stops, they and their partner are to grab hands and sit down as quickly as possibly. The last pair to sit down become the Question Choosers for the class. If the class answers it correctly, then the pair is added back into the group immediately. If not, then the pair stays out until another round when a correct answer is given to a question. (Feel free to add back incorrectly answered questions into the bag).

Game continues as number of questions, time, and attention span allow.

NOTE: Have the children who are "out" help make up actions for the other children to do, put them in charge of the music, etc. along with you. This will keep them happily occupied as they continue.

**Non-competitive Option**
Don't exclude the Question Choosers from the game, even if class gets the wrong answer.

**Optional TAKING IT TO OTHERS Activity: Quiz Questions**
Have the children choose a few of the questions from the game to ask the parents/other children during TAKING IT TO OTHERS time. Help pre-readers by whispering the question in their ear and letting them ask it aloud to the parents/other children. Make sure you read the Bible verse aloud before you ask your questions.

# BIBLE TRUTH HYMN P.1

Directions:
1. Write words to song in large print before class.
2. Play the song for the children, helping them follow along on the song sheet.
3. Discuss the song, using a few questions from the discussion sheet. *Don't use them all!*
4. Introduce sign language for key words of your choice from sign language sheet for your song. Use as few or as many as you think the children can learn.
5. Sing and sign the song. Sign language as well as large format lyrics and sheet music are found in the PFI Unit Songbook or online.
6. If desired, play the Song Game.

**Optional TAKING IT TO OTHERS Activity: Presenting and Singing the Song**
1. Sing and sign the song, encouraging the watching children/parents to join in.
2. Ask the class some of the questions listed below. The Bible Truth Connection Question is particularly good to help them understand how the song ties in with the Bible Truth.

**Amazing Grace**

**Verse 1**
Amazing grace, how sweet the sound,
That saved a wretch like me.
I once was lost, but now am found.
Was blind but now I see.

**Verse 2**
'Twas grace that taught my heart to fear,
And grace my fears relieved;
How precious did that grace appear
The hour I first believed!

**Listen to it on PFI ESV Songs 7, Tracks 17,18**

## Understanding the Song

1. What is grace? *Being treated with favor or given a gift that you could never deserve.*
2. What is a wretch? *A person who has done bad things and deserves nothing. A person who is bad trouble and can't get out of it.*
3. What was the wretch saved from? *From the punishment he deserved from God for the bad things he had done; and, from the trouble his sins had gotten him into.*
4. Who saved this wretch and how? *Jesus died on the cross to pay for his sins and the Holy Spirit worked in his heart that he might see his sins, turn from them and believe in Jesus.*
5. How is being a sinner like being "lost" and becoming one of God's people like being found? *All people were made to know and love God, yet they rebelled against Him and cut themselves off from Him. Now, unless God works in their hearts to help them believe in Jesus and receive forgiveness for sins, they will live their lives apart from God and His blessings, like someone lost out on their own away from their home. But, when someone does turn to God and believe in Jesus, they come to know God again and all the blessings that come with knowing Him. That is like being found and brought back to your wonderful home after being lost out on your own.*
6. What kind of "blindness" and "seeing" did the wretch have? *Spiritual blindness—not being able to know that you are a sinner or know God. Spiritual sight—being able to know that you are a sinner and able to know God.*
7. What three things did God in His grace "do" in the wretch's heart (verse 2)? *Made his heart to fear God's wrath against his sin; relieved his fears as he learned about Jesus' offer of forgiveness to those who believe in Him; and, worked in his heart that he would believe in Jesus as his Savior.*
8. How did God in His grace "do" these things in the wretch's heart? *By His Holy Spirit, working in his heart.*

## Bible Truth Connection Question

1. How does this song relate to our **Bible Truth: Jesus Kept God's Laws Perfectly So That By His Grace, He Could Save God's People**? *We would all be lost in our sins and rebellion forever if it were not for God sending His Son Jesus. Jesus kept God's laws perfectly and offered up Himself as the perfect sacrifice needed for sin. Then He gives to all who repent of their sins and trust in Him the amazingly gracious gift of salvation. He first gives them "sight" to make them aware of their sinfulness and to fear His judgment, then as they turn to Him, He relieves their fears by taking away their guilt the hour they believe.*

# BIBLE TRUTH HYMN P.2

**Story Connection**

1. How does this song relate to our story? *The LORD was holy and the people were sinful. They could only stay in fellowship with God with the shedding of blood. For years and years, two goats were used as a picture of the one who was needed to bear their sin away on their behalf and the fear of God's judgment upon them. Only in Jesus was their guilty fears relieved. He came as the lamb of God--final sacrifice for their sins. He bore away their sins when He died on the cross. By His grace, His gift of salvation to undeserving sinners, He saved God's people. How precious did that grace appear when at last they believed in Him and received this gift!*

**Bible Connection Question**

1. What does this hymn have to do with our Bible Verse: **1 Peter 3:18**: "For Christ also suffered once for sins, the righteous for the unrighteous, that he might bring us to God."?
*God, in His kind grace, shows His people that they are "wretches" before Him—they are sinners deserving His punishment. When they see they deserve His punishment it causes them to fear. But God does not leave His people there. Through His Word and others sharing the good news of Jesus with them, they hear how God sent His Son Jesus to take the punishment for the sins of all those who turn away from their sins and trust in Jesus as their own Savior. They are forgiven! They will not face God's punishment! This relieves their fears from the hour they believe. How amazing is God's grace given to them through Jesus!*

**ACTS Questions**

1. What is something we can praise God for from this hymn? *Praise God for being the Giver of Amazing Grace, enough to save His sinful people.*
2. What are sins we can confess to God from this hymn? *We can confess that many times we are blind to our sins, not even seeing them. We need God's grace! We need a Savior!*
3. What is something we can thank God for from this hymn? *We can thank God for showing His people their sins, helping them fear His punishment, and then forgiving their sins through Jesus. We can thank God for the gift of faith, given to His people, by His grace.*
4. What is something we can ask God for from this hymn? *That God would work in our hearts that we might see our sins, turn from them and trust Jesus as our Savior*

**Life Application Questions**

1. How can our lives be affected by the message of this song? *We thank God for His amazing grace shown to sinners and ask Him to send the Holy Spirit to work in our hearts that we might see our sins, turn from them and believe in Jesus as our own Savior, like the person in this song.*

**Gospel Question**

1. What is God's amazing grace that brings salvation? What is the gospel?
*God is the good Creator and King of the world. He made people to worship Him and live by His good laws. But we are all sinners who've rebelled against Him. We all deserve death--God's just, eternal punishment for our sins. How terrible! But God has good news for us. In His great mercy, God sent His Son, Jesus to earth as a man to save sinners. He lived the perfect life that pleases God. (He's the only one who's ever done that!) He offered it up to God His Father as the perfect sacrifice for sins when He suffered and died on the cross. Then, on the third day, Jesus rose from the dead in victory. He had fully paid for the sins of God's people, so they wouldn't have to! Now all who turn away from their sins and trust in Jesus as their Savior will receive forgiveness of sins and eternal life with God. They will be His very own special people who will know Him and enjoy Him forever. We can be God's people, too, if we turn from our sins and trust in Jesus as our own Savior.*

# Song Game: Big Voice, Little Voice

**Materials**
Song
Sign language signs used in the song printed out onto little cards
Blindfold

**Preparing the Game**
None.

**Playing the Game**
1. Practice the song and signs until the children know them well. Then tell them: "Children, we are going hide a sign language sign and see if one of you can find it… with a little help from the rest of us!"
2. Choose someone to be "It" and blindfold them. Choose another child to hide one of the sign language cards. When it's hidden, "It" can remove the blindfold and begin to look.
3. The rest of the children will sing the song in a louder voice when "It" gets closer to the hidden sign and quieter when "It" gets further from the sign.
4. When "It" finds the hidden clue, another "It" is chosen and play begins again.

Game continues as number of questions, time, and attention span allow.

# BIBLE VERSE REVIEW P.1

choose a FEW questions for discussion, then choose the game and/or music activity

***Meditation Version: 1 Peter 3:18***
"For Christ also suffered once for sins, the righteous for the unrighteous, that he might bring us to God."

**Understanding the Bible Verse**

1. What does Christ mean? *Christ is the Greek word that means the same thing as Messiah in Hebrew. It means "Sent One" and is the name for the special anointed one who God would send to save His people.*
2. Who is the Christ? What did He die for? *Jesus. For sins.*
3. What does it mean that He suffered once for sins "once for all?" *That no one had to die again for sins. His sacrifice was enough.*
4. What does righteous mean? *To love God and live according to His laws.*
5. Who is the righteous one who died for the unrighteous? *Christ.*
6. Who is unrighteous? *All of us. We do not love God or live according to His laws as we should.*
7. Why did Christ die for the unrighteous? *To bring us to God.*
8. What does it "bring us to God" mean? *In this life, to take away the barrier of your guilt and sin so that you can know and love God and have the Holy Spirit in your heart. After we die, it means that we are really brought to live with God in His glorious presence forever and ever.*
9. Why did we need Christ to bring us to God? *We are all lawbreakers. Our sins keep us from being able to come to God. Christ was without sin. He was righteous. Only He could offer up His life as the perfect substitute and sacrifice in our place. He is the only way we can come to God.*
10. Who is "you" in this verse? *This verse comes from a letter Peter wrote to Christians in Asia, but it applies to all believers. All who turn from their sins and trust in Jesus as their Savior.*
11. Did anyone "make" Jesus die? *God the Father and God the Son (Christ) chose for Him to do this from before the creation of the world.*

**Bible Truth Connection Question**

1. What does this verse have to do with the **Bible Truth: Jesus Kept God's Laws Perfectly So That By His Grace, He Could Save God's People?** *Jesus chose to suffer and die on the cross as the perfect substitute for all who turn from their sins and trust in Him as Savior. He alone is righteous. He alone kept God's laws perfectly, so he alone could bring us to God. He knew none of us could never pay for our own sins. We would never be able to come to God on our own. So He chose to give up His life to give them salvation by His grace--His free gift given to undeserving sinners, like you and me. Yes, He would bring us to God.*

**Story Connection Questions**

1. How does this verse relate to our story? *The herdsmen carefully protected their animals from all dangers so that they could be the animals without blemish needed for sacrifices in the Temple. Without these animals, no sacrifices could be made and fellowship with God through the Temple could not be kept up. God sent Jesus to be born a human to live a perfect life so that He could be the final perfect sacrifice. Like the scapegoat He bore His people's sins. Like the high priest, He took His own blood to be the perfect sacrifice that would bring people to God, once and for all. No more sacrifices would be needed again.*

**Life Application Questions**

1. Is there anyone too unrighteous for Christ to be unable to save? Why? *No. Christ's death was enough for anyone who turns from their sins and trusts in Him, no matter how much evil they have done. We have sinful hearts that want to turn away from God and live our own way.*
2. Is there anyone so righteous that they do not need to be saved? Why? *No. Even someone who does many good things is a sinner. They can never be perfect, so they will never be able to save themselves.*
3. How do you think of yourself as righteous or unrighteous? How does God think of you? *If you are not a Christian, God thinks of you as still unrighteous in your own sins. If you are a Christian, He thinks of you as righteous through Christ. He does not hold your sins against you any more.*
4. What can we receive God's forgiveness for our unrighteous acts? *By turning from our sins and trusting in Jesus as our own Savior.*

# BIBLE VERSE REVIEW P.2

**ACTS Questions**

1. What is something we can praise God for from this Bible Verse? *Praise God for being the Sender of Jesus to bring the unrighteous to God.*
2. What are sins we can confess to God from this Bible Verse? *Ways that we have been unrighteous this week.. We deserve God's punishment! We need a Savior!*
3. What is something we can thank God for from this Bible Verse? *We can thank God not just giving His unrighteous people the punishment they deserve, but providing the righteousness of Jesus to pay for their sins.*

*3. We can thank God not just giving His unrighteous people the punishment they deserve, but providing the righteousness of Jesus to pay for their sins.*

4. What is something we can ask God for from this Bible Verse?

*We can ask God to work in our hearts that we would want to turn away from unrighteousness—from disobeying Him and trust in this wonderful Jesus as our own Savior, that we might be brought (know) to God to live forever with Him.*

**The Gospel**

1. What did Jesus do so that sinners can be forgiven their sins instead of facing God's eternal punishment? What is the gospel?

*God is the good Creator and King of the world. He made people to worship Him and live by His good laws. But we are all sinners who have rebelled against Him. We all deserve death--God's just, eternal punishment for our sins. How terrible! But God has good news for us. In His great mercy, God sent His Son Jesus to earth to save sinners. Yes, Jesus, the perfect Son of God, left His home in heaven and became a man. He lived the perfect life that pleases God. (He's the only one who has ever done that!) He offered it up to God His Father as the perfect sacrifice for sins when He suffered and died on the cross. Then, on the third day, Jesus rose from the dead in victory. He had fully paid for the sins of God's people, so they wouldn't have to! Now all who turn away from their sins and trust in Jesus as their Savior will receive forgiveness of sins and eternal life with God. They will be His very own special people who will know Him and enjoy Him forever. We can be God's people, too, if we turn from our sins and trust in Jesus as our own Savior.*

# Game: Verse Hi-Lo

**Materials**
Bible verse written up in large print so that all can see
A long pieces of rope

**Preparing the Game**
1. Make up some questions about the verse and/or story. Use the Bible verse and Story Review Discussion questions, if desired.

**Learning the Verse**
Some or all of your children may be non- or early readers. Teach the verse in sections, having them say it after you. Repeat a few times. Add clapping or other movement as they say it.

**Directions**
1. If desired, lead the children in a discussion of a ***FEW*** of the most important questions before beginning game.
2. Explain the game to them as follows:
Have the children line up in a straight line behind the leader. Explain to them that they will recite the Bible verse and then have a chance to see how high they can jump. After each round, the rope will be raised a little higher. jump across. For caution sake, don't raise it so high that most children will likely trip. One foot high is a good stopping height. Help younger children by holding one of their hands while they jump over. If a child can't make it over, he can answer one of the questions about the verse you prepared to get another chance to jump (Let him have a partner to help with answering their question, if desired.)

Game continues as time and attention span allow.

**Optional TAKING IT TO OTHERS Activity: Quiz Questions**
Have the children choose a few of the questions from the game to ask the parents/other children during TAKING IT TO OTHERS time. Help pre-readers by whispering the question in their ear and letting them ask it aloud to the parents/other children. Make sure you read the Bible verse aloud before you ask your questions.

# BIBLE VERSE REVIEW: MUSIC P.4

Directions:
1. Write words to song in large print before class.
2. Play the song for the children, helping them follow along on the song sheet.
3. Discuss the song, using a few questions from the discussion sheet. *Don't use them all!*
4. Introduce sign language for key words of your choice from sign language sheet for your song. Use as few or as many as you think the children can learn.
5. Sing and sign the song. Sign language as well as large format lyrics and sheet music are found in the PFI Unit Songbook or online.
6. If desired, play the Song Game.

**Optional TAKING IT TO OTHERS Activity: Presenting and Singing the Song**
1. Sing and sign the song, encouraging the watching children/parents to join in.
2. Ask the class some of the questions listed below. The Bible Truth Connection Question is particularly good to help them understand how the song ties in with the Bible Truth.

**For Christ Suffered for Sins**

For Christ suffered once for sins, once for sins,
The righteous for the unrighteous that he might
bring us to God,
Bring us to God,
For Christ suffered to bring us to God.
First Peter Three, eighteen.

**Listen to it on PFI ESV Songs 7, Track 19**

## Song Game: Sign It, Say It, What Does It Mean?

**Materials**
Sign Language signs used in song, particularly choose words with important meanings you want the children to learn, such as "grace", "redeem", etc.
Bag or bowl

**Preparing the Game**
1. Cut out signs and put in bowl.

**Playing the Game**
1. Practice the song and signs until the children know them well. Then put all the signs we've learned in this bag/bowl and mix them up.
2. Ask one of the children to choose a sign, but not show it to anyone…but you, if they need some help.
3. Ask the child to do the sign for the rest of the children and see if the other children can guess which one it is. Do the sign with the child, if desired.
4. When the children guess the sign, ask them the meaning of the word. If no one guesses the sign, put it back in the bowl to be picked again.
5. Choose another child to pick a new sign from the bag and continue.

NOTE: You might want to sing the song after you do each word or couple of words.

Game continues as number of questions, time, and attention span allow.

# STORY REVIEW P.1

Directions: Read and discuss Bible Truth, using a FEW of the questions. Play game. Feel free to modify the game to fit your children.

**General Story Questions**

1. What did most people do when the sun set in Israel back then? *Stopped working and went to bed.*
2. Why didn't the herdsmen go to bed? *They had to protect the animals from wild animals and thieves.*
3. Why were the sheep, goats and cattle so important? *They were the sources of food and many other necessities PLUS they were needed to keep the Israelites pure for worship of the LORD in the Temple.*
4. What were the lambs used for? *Passover and the daily morning and evening sacrifices.*
5. Where did they keep the special flocks of sheep for the Temple? Why? *In the hills outside of Bethlehem, not far from Jerusalem. So many were needed on a daily basis that they could be brought on short notice from Bethlehem to the Temple in Jerusalem.*
6. What special day were the bull calves and goats needed for? *The Day of Atonement.*
7. What special place did the High priest go into on the Day of Atonement? *The Most Holy Place.*
8. What was done with the blood of the bull calf? *Used as a sacrifice for the high priest's sins so he could enter the Most Holy Place.*
9. What happened to the goat with the crimson thread around its neck? *Its blood was sprinkled on the Mercy Seat in the Most Holy Place and on all the things in the Holy Place to purify them of the people's sins so the LORD's Presence would continue to dwell there.*
10. What was the goat called who had the crimson thread around its head? What happened to it? *The scapegoat. The high priest laid his hands upon it and confessed over it all of the people's sins. The LORD accepted this prayer and transferred their uncleanness for sins for the year to the goat. The goat was taken miles away to die. Then the LORD counted the people as clean for fellowship with Him for the year.*
11. What could the blood of bulls and goats never take away? *Guilt for sin.*
12. What alone could take away the people's guilt? *A human who perfectly lived God's laws and gave up his life as a substitute for them.*
13. Why was it fitting that Jesus was born in a stable in Bethlehem? *He was God's Son sent to be the final, perfect sacrifice for sins. It was fitting He was born not far from the Temple flocks of sheep.*
14. What was Jesus' life like? *He kept all of God's laws perfectly; He loved God with all His heart, mind, soul, and strength. He loved others perfectly. He never sinned in His thoughts, His words, His actions.*
15. Why did Jesus have to live a perfect life? *Only way He could be the perfect/final sacrifice for sins.*
16. How was Jesus the Perfect Scapegoat? *He bore all His people's sins and took away their guilt once and for all when He suffered on the cross.*
17. How was Jesus the perfect High Priest? *He didn't have to make a sacrifice for His own sin; instead He gave His own blood to bring peace between God and His people forever.*
18. Where did Jesus present His final sacrifice? *Not in the Temple on earth, but before the real throne of God in the glorious presence of the LORD and the host of cherubim.*
19. What happened on earth to "prove" what Jesus did in heaven? *The veil that hid the Most Holy Place was torn in two; Jesus rose from the dead on the third day to show He had conquered sin and death.*

**Bible Truth Connection Questions**

1. What does this story have to do with our Bible Truth? *Jesus offered His life up as the perfect sacrifice. On the cross, He bore the sins of His people. God was satisfied with His blood shed for them. Now all who turned from their sins and trusted in Jesus as Savior could be saved by His free gift to them.*

**Life Application Questions**

1. Can we live lives that are good enough to please God? Why not? How can we please God? *No, because we are all sinners. Only perfect lives please God. We can please God by turning away from our sins and trusting in Jesus to be our Savior. His perfect life pleases God.*

# STORY REVIEW P.2

**Bible Verse Connection Question**

1. What does the story have to do with our **Bible Verse: 1 Peter 3:18**: "For Christ also suffered once for sins, the righteous for the unrighteous, that he might bring us to God."?

*The herdsmen carefully protected their animals from all dangers so that they could be the animals without blemish needed for sacrifices in the Temple. Without these animals, no sacrifices could be made and fellowship with God through the Temple could not be kept up. God sent Jesus to be born a human to live a perfect life so that He could be the final perfect sacrifice. Like the scapegoat He bore His people's sins. Like the high priest, He took His own blood to be the perfect sacrifice that would bring people to God, once and for all. No more sacrifices would be needed again.*

**ACTS Questions**

1. What is something we can praise God for being that we learned in our story?

*We can praise God for being the Gracious Provider of the final sacrifice for sins, without which we could never be saved.*

2. What is something we can confess as sin that we learned in our story?

*We can confess that we are sinners who cannot please God with our own goodness. We need Jesus to be the Lamb who perfectly takes away the punishment for our sins.*

3. What is something we can thank God for that we learned in our story?

*Jesus took the punishment for the sins of all who turn in repentance and faith to Him as their Savior. He has taken away all the guilt of our sins*

4. What is something we can ask God for that we learned in our story? *We can ask God to help us live out our lives in humble thankfulness and joyful obedience to show Him how much we appreciate what He has done.*

**The Gospel**

1. Why do God's people need Jesus to be the Lamb who takes away their sins? What is the gospel?

*God is the good Creator and King of the world. He made people to worship Him and live by His good laws. But we are all sinners who have rebelled against Him. We all deserve death--God's just, eternal punishment for our sins. How terrible! But God has good news for us. In His great mercy, God sent His Son Jesus to earth to save sinners. Yes, Jesus, the perfect Son of God, left His home in heaven and became a man. He lived the perfect life that pleases God. (He's the only one who has ever done that!) He offered it up to God His Father as the perfect sacrifice for sins when He suffered and died on the cross. Then, on the third day, Jesus rose from the dead in victory. He had fully paid for the sins of God's people, so they wouldn't have to! Now all who turn away from their sins and trust in Jesus as their Savior will receive forgiveness of sins and eternal life with God. They will be His very own special people who will know Him and enjoy Him forever. We can be God's people, too, if we turn from our sins and trust in Jesus as our own Savior.*

# Game: Beanbag in the Hole

**Materials**
Paper and pencil
Markers
Story Review Discussion & Quiz Questions
Beanbag
2' by 2' piece of cardboard
Tape

**Preparing the Game**
1. Choose 20+ questions for your game from the Story Review Discussion Questions, or make up your own.
2. Bend back about 3" along two opposite sides of the cardboard. Cut 3 to 5 holes in the main part of the cardboard that are just large enough for the beanbag to be thrown in easily. Use the tape along the top and bottom to hold back in place the bend sides of the cardboard, making a stand for the target. Use the markers to write point values for each hole in the target.

**Playing the Game**
Divide the children into two teams. Teams will take turns tossing the beanbag at the target board. Each child gets three chances to get the beanbag in a hole. If he does, the leader reads a question to the child/team. A correct answer is worth as many points as is indicated on the target hole.. If answered incorrectly, the question goes to the other team who can get half the point value for a correct answer.

Game continues until the children find all the questions, or as number of questions, time, and attention span allow.

**Non-competitive Option**
Don't split into teams. Set a target point number for the group, telling them that together they are going to see how many turns it takes to reach the target number. Have the children take turns tossing the beanbag (three tries each). Tally number of turns on a piece of paper. When the target number has been reached, start over and try to reach the target number in fewer turns.

**Optional TAKING IT TO OTHERS Activity: Quiz Questions**
Have the children choose a few of the questions from the game to ask the parents/other children during TAKING IT TO OTHERS time. Help pre-readers by whispering the question in their ear and letting them ask it aloud to the parents/other children.

# CASE REPLAY ACTIVITIES P.1

Use this guide to review the Case Story and act it out for others to enjoy!

## CASE REPLAY, JR: YOUNGEST CHILDREN

**Description:** The children will act out the story together, everyone doing the same action/sound effect at the same time. This activity is most suitable for kindergarteners.

**Materials**
The Case RePlay, Jr. script for younger children

**Preparation**
1. Read through the script and write in the blanks along the side possible actions/sound effects the children could do to act it out.

**Instructions**
1. Tell the children that they will be re-enacting the story together as you tell it.
2. As you read the script, lead the children in actions/sound effects to do with you.
3. If desired, you can read the script and stop at certain sentences and ask them what a good action/sound effect would be to act out what you just read.
4. Repeat the re-enactment one or two times more.

## CASE REPLAY, SR: OLDER CHILDREN

**Description:** The children act out the story as a three-scene play. You will narrate it using the Case RePlay, Sr. script and they will act it out (no spoken words, for the most part), with each child assuming a different character's role. This activity is most suitable for first grade and up. You will review the story, then practice it a few times before performing it for others.

**Materials**
The Case RePlay, Sr. script
White board or other large format paper
Costumes and props

**Preparation**
1. Prepare for the play by choosing costumes and props for each character in the story. Decorate the area with any scenery props.
2. Write the words "Beginning," "Middle," "End" on a large piece of paper/whiteboard with plenty of space under each heading. You will use this paper to help the children think about the story as a three-scene play, as it is presented in the script.

**Instructions**
1. Tell the children that they will get to act out the story as a three-scene play, with a beginning, middle and end section. Tell them that before they can act it out, they need to think it out. as you narrate it with your script.
2. Take the children's answers as they recount the story, helping them put key incidents in the right order.
3. If desired, when they have filled in their Beginning, Middle, End, read through your whole (real) script, so they hear exactly what you will have them act out.
4. Then tell the children that it's time to practice acting out the story.
5. Assign parts to each child. If you are using costumes, do NOT give them out at this point. They will be a distraction.
6. Have all the children sit on the floor or in chairs on one side of the "stage," then call the characters up in place as their part in the story comes.
7. As you read the script, guide the children in where you want them to move or do to act it out.
8. After going through the whole script once, give out any costumes and props and act out the script once or twice more.

**Optional TAKING IT TO OTHERS Activity: Re-enacting the Story**
Read the script as the children act out together (younger) or assuming different roles (older) as the other children or the parents watch.

# CASE REPLAY, JR--YOUNGER KIDS (KINDERGARTEN) P.2

Welcome to our Case Story Re-Action! The name of our story is called: The Case of the Goat-Lamb Man.

This story takes place in New Testament times, when Jesus lived on earth.

And now we present: "The Case of the Goat-Lamb Man."

**Scene 1:**

At night most everyone in Israel except the herdsmen went home to bed. They stayed out guarding their cattle, sheep and goats from wild animals and thieves. These animals were very important because they provided much food, clothing and other things for the people. Most important of all, they provided the Temple sacrifices needed to keep them in fellowship with the LORD. 1000's of perfect lambs were needed every year. 1 each morning and night; plus 1000's for Passover. So many were needed that shepherds took care of special Temple flocks in the hills of Bethlehem, not far from Jerusalem. A special tower, Migdal Eder, was built to watch them. Shepherds herded perfect lambs into Jerusalem for the priests, as needed.

**Scene 2:**

Goats and bulls were needed for the most important sacrifices made on the Day of Atonement. The perfect bull's blood was the sin offering for the high priest's sins so he could enter the Most Holy Place. Two perfect goats were brought to the high priest. A red thread was tied around the neck of the one chosen as the people's sin offering. Its blood was taken into the Most Holy Place and sprinkled on the Mercy Seat. Blood was also sprinkled on everything in the Holy Place. The LORD counted this blood offering as purifying the Temple of the people's sin so His Presence could dwell there for another year. A red thread was tied around the head of the goat chosen to be the scapegoat. The high priest lay his hands on him, confessing Israel's sins over it. The goat was taken miles away to die. By its death, the LORD counted Israel's sins as purified so they could worship Him at the Temple for another year. Without these perfect animals, there would be no fellowship. That's why the herdsmen took such care of them.

**Scene 3**

But the blood of the sheep, bulls and goats could never take away the sin in people's hearts, they could only purify them for worship. Only the blood of a perfect human could take away sin, but there were no perfect humans. So God sent His Son Jesus to be born a human right there, where the Temple flocks were kept in the hills of Bethlehem. He came to be the perfect sacrifice. Angels shining with God's glory appeared suddenly to shepherds and announced that the Savior Jesus had been born. Jesus grew up, always keeping God's Law perfectly. He offered up His life on the cross, bearing all of God's wrath due His people for their sins. He was the perfect Scapegoat carrying away sins forever. He cried out, "It is finished" and died. Jesus' spirit rose to heaven. Before the real cherubim, Jesus came as the perfect high priest bringing His own perfect blood before the real throne of God. This was the final sacrifice. Sin and death were conquered. What happened in heaven was declared on earth. The veil of the Most Holy Place was torn in two. The LORD's holiness was satisfied once and for all with Jesus' perfect, law-keeping life as substitute for His people's guilty lives. On the 3rd day, Jesus' body rose from the dead and joined with His Spirit, proving that He had truly conquered death, itself. His final sacrifice had given them eternal life with God.

**Bible Truth Tie-In:** The Bible Truth we are learning is: **Jesus Kept God's Law Perfectly So by His Grace He Could Save God's People**. Jesus offered His life up as the perfect sacrifice. On the cross, He bore the sins of His people. God was satisfied with His blood shed for them. Now all who turned from their sins and trusted in Jesus as Savior could be saved by His free gift to them.

**Actions:**

# CASE REPLAY, SR--OLDER KIDS (1ST GRADE AND UP) P.3

Welcome to our Case Story Re-Action! The name of our story is called: The Case of the Goat-Lamb Man

This story takes place in New Testament times, when Jesus lived on earth.

The characters in our story are: Herdsmen, High priest, People, Host of angels, Jesus, Cherubim

And now we present: "The Case of the Goat-Lamb Man"

**Scene 1: (Beginning)**
At night most everyone in Israel except the herdsmen went home to bed. They stayed out guarding their cattle, sheep and goats from wild animals and thieves. These animals were very important because they provided much food, clothing and other things for the people. Most important of all, they provided the Temple sacrifices needed to keep them in fellowship with the LORD. 1000's of perfect lambs were needed every year. 1 each morning and night; plus 1000's for Passover. So many were needed that shepherds took care of special Temple flocks in the hills of Bethlehem, not far from Jerusalem. A special tower, Migdal Eder, was built to watch them. Shepherds herded perfect lambs into Jerusalem for the priests, as needed.

**Scene 2: (Middle)**
Goats and bulls were needed for the most important sacrifices made on the Day of Atonement. The perfect bull's blood was the sin offering for the high priest's sins so he could enter the Most Holy Place. Two perfect goats were brought to the high priest. A red thread was tied around the neck of the one chosen as the people's sin offering. Its blood was taken into the Most Holy Place and sprinkled on the Mercy Seat. Blood was also sprinkled on everything in the Holy Place. The LORD counted this blood offering as purifying the Temple of the people's sin so His Presence could dwell there for another year. A red thread was tied around the head of the goat chosen to be the scapegoat. The high priest lay his hands on him, confessing Israel's sins over it. The goat was taken miles away to die. By its death, the LORD counted Israel's sins as purified so they could worship Him at the Temple for another year. Without these perfect animals, there would be no fellowship. That's why the herdsmen took such care of them.

**Scene 3: (End)**
But the blood of the sheep, bulls and goats could never take away the sin in people's hearts, they could only purify them for worship. Only the blood of a perfect human could take away sin, but there were no perfect humans. So God sent His Son Jesus to be born a human right there, where the Temple flocks were kept in the hills of Bethlehem. He came to be the perfect sacrifice. Angels shining with God's glory appeared suddenly to shepherds and announced that the Savior Jesus had been born. Jesus grew up, always keeping God's Law perfectly. He offered up His life on the cross, bearing all of God's wrath due His people for their sins. He was the perfect Scapegoat carrying away sins forever. He cried out, "It is finished" and died. Jesus' spirit rose to heaven. Before the real cherubim, Jesus came as the perfect high priest bringing His own perfect blood before the real throne of God. This was the final sacrifice. Sin and death were conquered. What happened in heaven was declared on earth. The veil of the Most Holy Place was torn in two. The LORD's holiness was satisfied once and for all with Jesus' perfect, law-keeping life as substitute for His people's guilty lives. On the 3rd day, Jesus' body rose from the dead and joined with His Spirit, proving that He had truly conquered death, itself. His final sacrifice had given them eternal life with God.

**Bible Truth Tie-In:** The Bible Truth we are learning is: **Jesus Kept God's Law Perfectly So by His Grace He Could Save God's People**. Jesus offered His life up as the perfect sacrifice. On the cross, He bore the sins of His people. God was satisfied with His blood shed for them. Now all who turned from their sins and trusted in Jesus as Savior could be saved by His free gift to them.

# The Scapegoat

**Description**
Children will make a scapegoat out of a toilet paper roll.

**Materials**
Scraps of white, black, grey felt or fake fur
Cardstock
Scissors
Markers or colored pencils
Giggly Eyes
Crimson Thread
Paper fasteners, 4 per goat
Craft glue
Tape
Pencils

**Preparing the Craft**
1. Make copies of Patterns #1-5 out of the cardstock. Cut out ahead of time, if desired.
2. Punch 2 holes on each side of toilet roll, one towards front, one towards the back. These will be where the paper fasteners for the legs are inserted.
3. Punch out the holes in each goat leg for younger children.

**Making the Craft**

1. Show the children a copy of the craft.
2. Have the children color Patterns #1-5. Glue on giggly eyes.
3. Insert a paper fastener through each leg hole and then through the hole in the toilet roll. Open wings of paper fastener to secure to inside of the toilet roll.
4. Glue/tape the goat's head across one of the ends of the toilet roll by putting tape on back of goat's head and securing down to the inside and bottom of the toilet roll. Glue/tape horns in place behind the head on the toilet roll.
5. Cut scraps of felt/fur into various markings and glue onto goat's body (toilet roll) and to make a tail.
6. Tie crimson thread around the goat's head.

**Optional TAKING IT TO OTHERS Activity: Craft Presentation**
If you are presenting the craft to other children or parents the children can hold up their crafts (or your model craft) and read their Bible Truth Connection answers to explain the importance of the craft.

CASE CRAFT

## Discussion Guide

**Instructions:**
As the children are settled into making their craft, ask them these questions to help them understand the craft's significance. Use the answers provided to guide the children's answers.

**Discussion Questions**
1. Who was in charge of the special ceremony at the Temple with the scapegoat? *The high priest.*

2. What did the high priest do with the scapegoat? *Laid his hands on it and confessed the people's sins over it. Then he sent it out into the wilderness to die.*

3. What was this ceremony about? *The LORD transferring the uncleanness of the people's sins to the goat and have them borne away so that they could stay in fellowship with God through the Temple another year.*

4. What is Bible Truth that we are learning?
*Jesus Kept God's Law Perfectly So by His Grace He Could Save God's People .*

5. What does our craft have to do with our Bible Truth: Jesus Kept God's Law Perfectly So by His Grace He Could Save God's People?
*Year after year, the scapegoat bore the uncleanness of the people's sins, but it never could bear away the guilt of their sins, once and for all. It would take a far better and more perfect sacrifice to do that. A sacrifice that only God could provide. Jesus kept God's laws perfectly so He would be the final sacrifice for sins. As the perfect scapegoat, He bore His people's sins on the cross. Now He could give salvation as a free gift to all who turn from their sins and trust in Him.*

6. What can our craft help us remember?
*Jesus was the perfect scapegoat who bore away God's people's sins, once and for all. He can take away our sins, too, if we turn from our sins and trust Him as our Savior.*

TAKING IT TO OTHERS

## Craft Presentation

**Instructions:**
Have children hold up your model craft/their crafts. Choose five children (or you say) the five sections below to explain the craft's importance.

**Presentation:**
1. Our craft is: The Scapegoat.

2. At the Temple, the high priest laid his hands on it and confessed the people's sins over the scapegoat. The uncleanness of their sins was transferred to goat and bear them away. This was the way God provided for them to stay in fellowship with Him through the Temple another year.

3. Our Bible Truth is: Jesus Kept God's Law Perfectly So by His Grace He Could Save God's People.

4. Year after year, the scapegoat bore the uncleanness of the people's sins, but it never could bear away the guilt of their sins, once and for all. It would take a far better and more perfect sacrifice to do that. A sacrifice that only God could provide. Jesus kept God's laws perfectly so He would be the final sacrifice for sins. As the perfect scapegoat, He bore His people's sins on the cross. Now He could give salvation as a free gift to all who turn from their sins and trust in Him.

5. Our craft can help us remember that Jesus was the perfect scapegoat who bore away God's people's sins, once and for all. He can take away our sins, too, if we turn from our sins and trust Him as our Savior.

Note: Even non-readers can participate in presenting the craft, if you will whisper what they are to say in their ear and let them say it aloud for the others to hear.

Craft Pattern #1
Goat's Head



Craft Patterns #2-3
Hind Legs

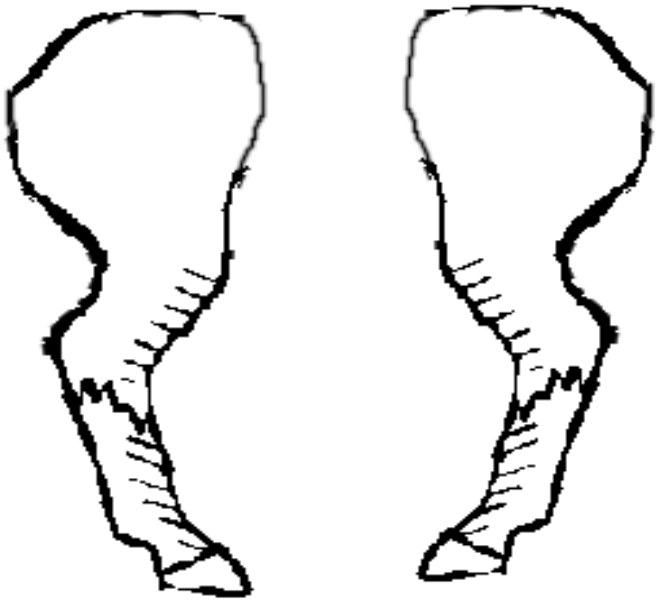

Craft Patterns #4-5
Front Legs

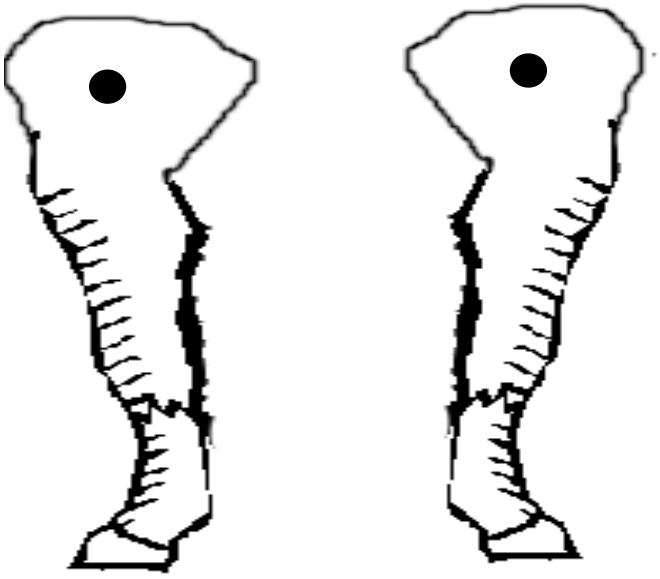

# TREAT SOMEONE LIKE A VIPP Pray for a Very Important Prayer Person P.1

## BEFORE CLASS:

### 1. PICK YOUR PERSON

VIPPs can be anyone in your church! Typically, they fall into 6 categories: Church staff, Elders, Deacons/deaconesses, Special Volunteers (people who aren't paid, but spend a lot of time helping out in particular ways), Supported Workers (aka missionaries), and Church Members.

### 2. GATHER YOUR FACTS

Use the VIPP Information Sheet to write down the facts about your VIPP. The information on this worksheet is used in the VIPP activities, listed in the "Choose an Activity" section below.

## DURING THE ACTIVITY:

### 1. INTRODUCE YOUR VIPP

Introduce your VIPP to the children, using the VIPP Information Sheet. Fill in a set of VIPP Clue Cards with the information for your VIPP. If desired, you can even have the actual person come into class for the children to meet.

Need help describing what someone does for the church in a kid-friendly way? Check out the list of common VIPPs on the Praise Factory website in the PFI resources. There are lots of kid-friendly descriptions for common VIPP's, such as pastors, elders, deacons and a lot more.

### 2. PRAY!

Lead the children in praying for the VIPP. Ask the children if they would like to pray for one of the VIPPs prayer requests. Even non-readers can pray for the VIPP if you whisper the prayer request in their ear, then let them say it aloud. Never force a child to pray!

### 3. CHOOSE AN ACTIVITY

There are two activities you can use to help the children learn about the VIPP:

**VIPP Clue Cards:** These are nine coloring sheets in which children fill in the nine things they learn about the VIPP from the VIPP Information Sheet. Photocopy a set of each child. Use as few or as many of these Clue Cards as you desire.

**VIPP Game:** This is a game that uses a set of Clue Cards for one or two VIPPs.
Choose a VIPP and fill in his/her information on the VIPP Information Sheet. Fill in a set of VIPP Clue Cards with the information for your VIPP. Tell the children about the VIPP, having them fill in the VIPP Clue Cards with the key facts as they learn them. Write any words the children need to write on a white-board or other piece of paper so they can see how to spell them. Help younger children write these words on their clue cards. Ideas for how to tell the children about many common VIPPs are listed at praisefactory.org with the resources for this Bible Truth.

**Optional TAKING IT TO OTHERS Activity: Introduce and Pray for the VIPP**
If you are presenting the VIPP to other children or parents you can assign children to hold up the 10 clue cards and say what each card tells about the VIPP. (Or, you can have the children hold them up as you tell what each one means.) Then lead the children in praying for the VIPP.

# Game: Stop and Go

**Materials**
Information for one VIPP
2 Sets of Clue Cards
8 8.5" x 11" Manilla Envelopes
Ball
Blindfold
Bag

**Preparing the Game**
1. Fill in one set of clue sheets for the VIPP you are using.
2. Tape the other (blank) set of Clue Cards to the outside of the manilla envelopes.
3. Put the filled-in clue cards in the corresponding envelope.
4. Put all the Clue Cards envelopes in a bag, except for the ones with the names and pictures of the VIPPs.

**Playing the Game**
***Reveal*:** Tell the children about the VIPP, showing them your filled-in clue cards as you tell about them.

***Review*:** Have the children stand or sit in a circle. Choose one child to be the Caller. The Caller stands in the center of the circle, blindfolded. Hand the ball to a child in the circle. At the Caller's "Go" command, the ball is passed around the circle. It is passed around until the Caller says "Stop." Whoever has the ball when the Caller says stop chooses a Clue Card envelope. The child (or the teacher) tells the class the Clue Card category and asks them if they can remember the answer for the VIPP. The envelope is opened to see what the answer is. If the children get it right, the category is retired. If they get it wrong, it goes back into the pile of envelopes.

# VIPP INFORMATION SHEET P.3

## VIPP NAME:

_____

## WHAT VIPP LOOKS LIKE

Man or Woman? _____

Hair color? _____

Eye color?_____

## FAVORITE ANIMAL

_____

_____

## FAVORITE FOOD

_____

_____

## FAVORITE FREE TIME ACTIVITY

_____

_____

## WHAT VIPP DOES DURING WEEK

_____

_____

_____

_____

## VIPP GROUP OF SERVICE:

Church Member  Deacon

Elder  Church Staff

Special Volunteer  Supported Worker (Missionary)

## 3 WAYS VIPP SERVES CHURCH

_____

_____

_____

_____

_____

_____

_____

_____

## 3 WAYS TO PRAY FOR THE VIPP

_____

_____

_____

_____

_____

_____

_____

_____

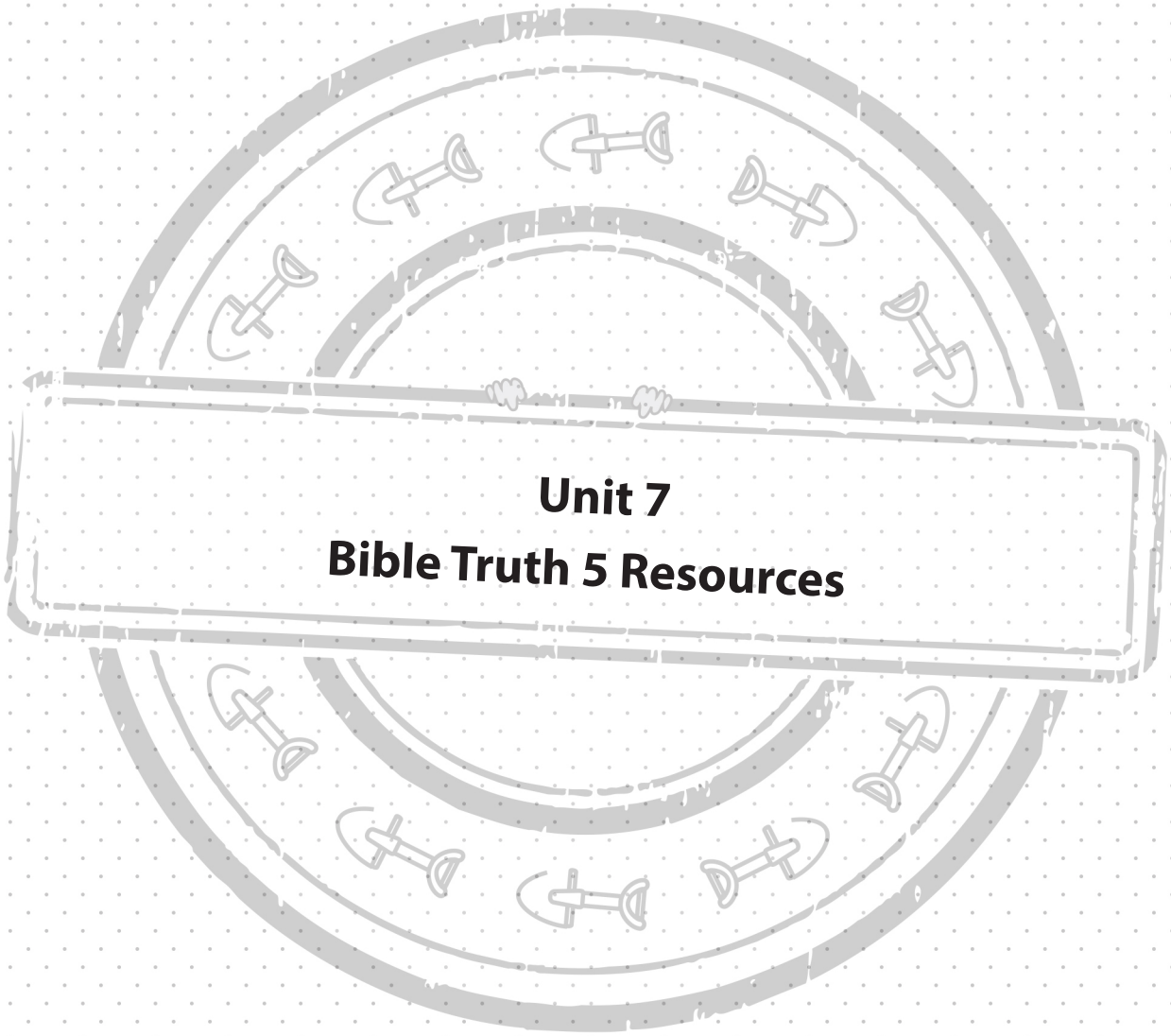

# Unit 7
# Bible Truth 5 Resources

# BIBLE TRUTH 5 OVERVIEW

## Unit 7: The Law Giving God

**Big Question and Answer:** "What Are God's Laws Like? God's Laws Are Perfect!"
**Bible Verse:** "The law of the Lord is perfect, reviving the soul; the rules of the Lord are true, and righteous altogether. More to be desired are they than gold, even much fine gold; (sweeter also than honey and drippings of the honeycomb. Moreover, by them is your servant warned;) in keeping them there is great reward."
Psalm 19:7, 9,11 ESV

## Bible Truth 5 Concept: The Heart of God's Law Is Love

Love is more than just a good feeling we have inside our hearts. Real love acts in love towards others.

God gave us His laws to tell us how we should live if we would love God and others. They tell us that we should always love God most of all. They tell us to love others as much as we love ourselves. Jesus said that to love God most of all, and to love others as yourself, sums up all of God's Laws.

Jesus lived a perfect life of love that fulfilled all of God's laws. He lived this way because He loved God most of all. This is the only way He would ever want to live. He also did this as part of God's plan to save His people. Jesus offered up His life, lived in perfect obedience to God's laws, as the perfect sacrifice for their sins when He died on the cross. All who turn away from their sins and trust in Him as their Savior are forgiven for their sins. No longer does God hold against them all the ways they break His good laws. He gives them eternal life with Him as His free gift.

But just because Jesus has paid for their sins, that doesn't mean God's people don't care about God's laws anymore. God's laws are how God wants His people to live. They are always the best way to live because they are perfectly good and loving. Like Jesus, God's people want to keep God's laws because God's people love God and want to please Him. The Holy Spirit living in their hearts helps God's people keep God's laws so that they love God and others in ways they never could before.

## Bible Truth 5 Bible Verse

***Meditation Version: Matthew 22:36-40***
""Teacher, which is the great commandment in the Law?" And he said to him, "You shall love the Lord your God with all your heart and with all your soul and with all your mind. This is the great and first commandment. And a second is like it: You shall love your neighbor as yourself. On these two commandments depend all the Law and the Prophets."

***Alternate Memory Version: Matthew 22:37,39-40***
"You shall love the Lord your God with all your heart and with all your soul and with all your mind...You shall love your neighbor as yourself. On these two commandments depend all the Law and the Prophets."

## Bible Truth 5 ACTS Prayer

**A** God, we praise You for being the Giver of Loving Laws.

**C** God, we confess that we have chosen not to love You or others according to Your loving laws. We need a Savior!

**T** Thank You, God, for giving us Your laws so we might know what it means to live a life of love towards You and others.

**S** God, work in our hearts, that we might all turn away from our sins and trust in Jesus as our Savior. Help us truly love You and others, as You have told us to in Your laws.

## Bible Truth 5 Stories

**Lesson 1: The Case of the Two-Faced Lover (Old Testament)**
Ezra, Nehemiah, Malachi

**Lesson 2: The Case of the Bold Bridge-Builder (Story of the Saints)**

**Lesson 3: The Case of the Shema and the Scribe (New Testament)**
Luke 10:24-37

# LESSON PLAN: BIBLE TRUTH 5 (1 Lesson Plan for ALL 3 Lessons) P.1

## 1. GETTING STARTED: Welcome and Opening Songs *(introduce unit and get kids moving with these songs)*

**Welcome**

"Welcome to Praise Factory. We're so glad you've joined us! Here at the PFI we are investigators. (That's what the "I" stands for!) Investigators look for answers to questions. In PFI, we look for answers to big questions about God. We dig deep down in the truths of God's Word to find them."

**Praise Factory Theme Song**

"Let's sing our Praise Factory Investigator's theme song."

**PFI: Praise Factory Investigators** *PFI ESV Songs 7, Track 1*

We're PFI: Praise Factory Investigators,
Diggin' deep down for truths in God's Word,
That's PFI: Praise Factory Investigators,
Diggin' deep down for truths in God's Word,
We're looking for answers to very big questions,
Big questions about God,
If you're looking for answers to very big questions 'bout God, come along,
Join PFI: Praise Factory Investigators,
Diggin' deep down for truths in God's Word,
That's PFI: Praise Factory Investigators,
Diggin' deep down for truths in God's Word.
Deep down, diggin' down, Let's go diggin' down,
Deep down, diggin' down,
'Til answers to all our Big Questions we've found.
We're PFI: Praise Factory Investigators,
Diggin' deep down for truths in God's Word,
That's PFI: Praise Factory Investigators,
Diggin' deep down for truths in God's Word.

**Classroom Rules Song**

An important part of Praise Factory is helping us worship God and love one another. Our WoGoLOA song reminds us how we should act. Let's sing it."

**WoGoLOA Rules Song** *PFI ESV Songs 7, Track 2*

Refrain:
WoGoLOA means "Worship God and love one another,"
WoGoLOA means "Worship God and love one another."

WoGo means "Worship God."
Sound off, 1,2,3,
Joyfully take part,
Listen to others,
Obey your teachers. *(Refrain)*

LOA means "Love One Another."
Sound off, 1,2,3,
Be kind,
Be encouraging,
Help others, help others. *(Refrain twice)*

# LESSON PLAN: BIBLE TRUTH 5 (1 Lesson Plan for ALL 3 Lessons) P.2

## 1. GETTING STARTED, continued

**Opening Prayer**

"Let's ask God to help us obey these rules, and to help us worship Him and love one another as we learn more about Him today. Let's pray." *Pray.*

**Big Question Under Investigation:**

"Now it's time to turn to today's **Big Question Under Investigation**.

It's: **What Are God's Laws Like?**

**Big Question 7 and Songs**

God is our Creator and our king. He gave us good laws to live by. God commands us to keep His laws. They are how He wants us to live because they reflect His righteousness: His perfect love, goodness and fairness. And, they are the best way for us to live. God's laws are wonderful, but none of us obey them as we should since we are all sinners. We will always need a Savior to please God. We will never be able to do it by keeping God's laws on our own.

So the answer to our Big Question, **'What Are God's Laws Like?**" is:
**God's Laws Are Perfect!**

"Let's sing our Big Question Song(s): *choose one or both*

**Big Question 7 Song** *PFI ESV Songs 7, Track 3*
*(adapted version of "The Farmer in the Dell")*
What are God's laws like?
What are God's laws like?
What are God's laws like?
God's laws are perfect!

**What Are God's Laws Like?** *PFI ESV Songs 7, Track 4*

*Refrain:*
What are God's laws like?
What are they like?
God's laws are perfect!
God's laws are perfect!
What are God's laws like?
What are they like?
God's laws are like Him,
They are good and just.

Verse 1
God is our creator,
He's in charge of the whole world.
He gave us laws to live by,
They are written in His Word. *Refrain*

Verse 2
God's laws are the best way,
For us all to live,
God calls us to obey them,
To reflect His righteousness. *Refrain*

## 1. GETTING STARTED, continued

**Unit 7 Bible Verse**

"How do I know this is true? The Bible tells me so!

Psalm 19:7, 9, 11 tells us: "The law of the LORD is perfect, reviving the soul; the rules of the LORD are true, and righteous altogether. More to be desired are they than gold, even much fine gold; sweeter also than honey and drippings of the honeycomb. Moreover, by them is your servant warned; in keeping them there is great reward."

**Big Question 7 Bible Verse Song** *PFI ESV Songs 7, Track 5*
**The Law of the LORD: Psalm 19:7**

The law of the LORD is perfect, The law of the LORD is perfect,
The law of the LORD is perfect, Psalm Nineteen, seven. (repeat)

*Or you can sing:*
**The Law of the LORD Is Perfect: Psalm 19:7,9,11** *PFI ESV Songs 7, Tracks 6,7*

The law of the LORD is perfect, the rules of the LORD are true;
The law of the LORD is perfect, the rules of the LORD are true;
More to be desired are they than gold, than much gold, that much fine gold;
Sweeter also than honey, than drippings of the honeycomb. *(repeat)*
In keeping them is much reward. Psalm Nineteen, seven, nine, and eleven.

God's laws, written down in the Bible, are a wonderful gift! We know that God made sure they were written down just right. We can study them and know how He wants us to live. If we live by them, God will use them to keep us out of trouble and to bless us. As we learn them, God's Holy Spirit can work in our heart, using them to save us and to change us. What a treasure they are!

## 2. DIGGING DEEP DOWN: Key Concept and Story *(introduce the Bible Truth and tell the related story)*

**Bible Truth 5**

"It's time for us to dig down deeper for answers to our Big Question. We're learning **FIVE** Bible Truths that all tell us something about God's perfect laws. We've learned some already. Can you remember any of them? (God's Laws Are Written in the Bible; God Created Us Perfect Law-Keepers, but We Are All Lawbreakers; God Gave Us His Laws to Convict Us of Our Sin that We Might Be Saved; and, Jesus Kept God's Law Perfectly to Save God's People by His Grace**.**)

The Bible Truth we are going to be thinking about today is:
**The Heart of God's Law Is Love.**

Love is more than just a good feeling we have inside our hearts. Real love acts in love towards others.

God gave us His laws to tell us how we should live if we would love God and others. They tell us that we should always love God most of all. They tell us to love others as much as we love ourselves. Jesus said that to love God most of all, and to love others as yourself, sums up all of God's Laws.

Jesus lived a perfect life of love that fulfilled all of God's laws. He lived this way because He loved God most of all. This is the only way He would ever want to live. He also did this as part of God's plan to save His people. Jesus offered up His life, lived in perfect obedience to God's laws, as the perfect sacrifice for their sins when He died on the cross. All who turn away from their sins and trust in Him as their Savior are forgiven for their sins. No longer does God hold against them all the ways they break His good laws. He gives them eternal life with Him as His free gift.

But just because Jesus has paid for their sins, that doesn't mean God's people don't care about God's laws anymore. God's laws are how God wants His people to live. They are always the best way to live because they are perfectly good and loving. Like Jesus, God's people want to keep God's laws because God's people love God and want to please Him. The Holy Spirit living in their hearts helps God's people keep God's laws so that they love God and others in ways they never could before.

**2. DIGGING DEEP DOWN, continued**

**Bible Truth 5 Hymn**

"Long ago, a woman named Frances Havergal was thinking about this Bible truth, too. She wrote words a hymn called "Take My Life and Let It Be." We're going to learn a verse from it.

**Take My Life and Let It Be** *PFI ESV Songs 7, Track 22*

**Verse 1**
Take my life and let it be,
Consecrated, Lord, to Thee;
Take my hands and let them move
At the impulse of Thy love,
At the impulse of Thy love.

To consecrate something means to set something apart for a special purpose. This hymn is a prayer to God, asking Him to take our life and use it to live out His good will, according to His good laws. In doing this, we live by the very heart of His laws: love!

**Bible Truth 5 Bible Verse and Song**

"The Bible verse we are going to be digging down into for this Bible Truth is:

**Matthew 22:36-40**
""Teacher, which is the great commandment in the Law?" And he said to him, "You shall love the Lord your God with all your heart and with all your soul and with all your mind. This is the great and first commandment. And a second is like it: You shall love your neighbor as yourself. On these two commandments depend all the Law and the Prophets."

God has given us many laws in the Bible. It's good to know them all. But Jesus tells us that the purpose behind them all is to love God most of all, and to love others as we love ourselves. When we live out all His good laws, we are loving God and love others as He wants us to.

We've said our Bible verse, now let's sing it!

**Love the Lord** *PFI ESV Songs 7, Track 23*

Love the Lord your God with all your heart,
Love the Lord your God with all your soul,
Love the Lord your God with all your mind,
This is the first and greatest commandment.

*And the second is like it...*

Love your neighbor as yourself,
Love your neighbor as yourself,
Love your neighbor as yourself,
On these two commandments depend all the Law and Prophets.
Matthew Twenty-two, thirty-seven through forty.

## 2. DIGGING DEEP DOWN, continued

### LESSON 1 STORY

**Old Testament Story:**

**The Case of the Two-faced Lover**
Ezra, Nehemiah, Malachi

"Now it's time for today's story called: **The Case of the Two-faced Lover.**
**As you listen to the story, see if you can figure out:**
**1. To be two-faced means to say one thing, then do another. Who was the two-faced lover? How did they show they were two-faced?**
**2. Who loved the two-faced lover? How did He show His love to them?** *(If desired, write these questions on a sheet of paper to refer to when the story is finished.***)**

*Read story.*

*After reading story, ask for the children's answers to the questions.*
**1. To be two-faced means to say one thing, then do another. Who was the two-faced lover? How did they show they were two-faced?** The people of Israel. They promised to love God: to worship Him and keep His laws of love. But, they did not love Him in their hearts, with their worship gifts or by keeping His good laws.
**2. Who loved the two-faced lover? How did He show His love to them?** The LORD did. He showed His love by being patient, by discipling them to help them to repent, and by sending Jesus to save from their sins, all who would ever turn from their sins and trust in Jesus as their Savior.

*Close in prayer. (prayer suggestions included at end of story)*

### LESSON 2 STORY

**Story of the Saints:**

**The Case of the Bold Bridge-Builder**

"Now it's time for today's story called: **The Case of the Bold, Bridge-Builder.**
**As you listen to the story, see if you can figure out:**
**1. Who was the Bold Bridge-Builder? How was he bold?**
**2. Why was he so bold? What was he trying to do?**
*(If desired, write these questions on a sheet of paper to refer to when the story is finished.***)**

*Read story.*

*After reading story, ask for the children's answers to the questions.*
**1. Who was the Bold Bridge-Builder? How was he bold?** Fritz Oberlin. He was bold in how he preached the gospel, helped the people and built the bridge, even when everyone was against him.
**2. Why was he so bold? What was he trying to do?** He was so bold because he wanted to love God with all his life. That meant he would try to love God most of all, and to love others as himself, as Jesus said summed up God's laws. He did everything he could to love the people of Waldbach, body and soul.

*Close in prayer. (prayer suggestions included at end of story)*

# LESSON PLAN: BIBLE TRUTH 5 (1 Lesson Plan for ALL 3 Lessons) P.6

## 2. DIGGING DEEP DOWN, continued

### LESSON 3

**New Testament Story:**

**The Case of the Shema and the Scribe**
Luke 10:24-37

"Now it's time for today's story called: **The Case of the Shema and the Scribe.**

**As you listen to the story, see if you can figure out:**
**1. What is the Shema? What is a scribe and what did he do to keep the Shema?**
**2. What did Jesus teach the scribe about the Shema?**
*(If desired, write these questions on a sheet of paper to refer to when the story is finished.***)**

*Read story.*

*After reading story, ask for the children's answers to the questions.*
**1. What is the Shema? What is a scribe and what did he do to keep the Shema?**
The Shema is the name for Deuteronomy 6:4-5: "Hear, O Israel: The LORD our God, the LORD is one. Love the LORD your God with all your heart and with all your soul and with all your strength." A scribe was a man who trained many years to write down copies of the Bible by hand.
**2. What did the scribe think the Shema meant? What did Jesus teach the scribe about the Shema?** He should be careful to keep many extra laws and teach others to do the same. This would protect them from breaking God's laws. Jesus taught that this was not how to keep God's laws. Loving God and loving others and showing them mercy were how God's laws were fulfilled.

*Close in prayer. (prayer suggestions included at end of story)*

## 3. TAKING ACTION: Response Activities *(choose from among these activities)*

**Response Activities**

- **ACTS Prayer Activity:** Add your own prayer requests to the ACTS prayer
- **Sneaky Snack**: Story-related snack
- **Bible Truth Review Activity:** Game with questions related to the Bible Truth
- **Bible Truth Hymn:** Music activities to learn a portion of a Bible Truth-related hymn
- **Bible Verse Review Activity:** Game with questions related to Bible Truth Bible verse
- **Bible Verse Song:** Music activities to learn the Bible Verse song
- **Story Review Activity:** Game with questions related to the Bible Truth and Case
- **Case RePlay, Jr. and Sr.:** Two drama activities that review the story: one for younger children, one for older children.
- **Craft:** Story-related craft
- **VIPP (Very Important Prayer Person):** Game and a coloring activity to help children learn about people in your church and how to pray for them.

*(VIPP resources: found online or at back of this book)*

## 4. TAKING IT TO OTHERS *Optional presentations for the last few minutes of class*

**Presenting to Other Children**

*If you split the children into different response activities, you can gather the children together again and have each small group make presentations to show the other children what they learned. Presentation ideas are included in the resources for each activity.*

**Presenting to Parents**

*If you keep your children together for response activities, you can have them make a presentation of something they have learned to their parents when they come to pick them up from class. Presentation ideas are included in the resources for each activity.*

## 5. TAKING IT HOME *(Take Home Sheet)*

**PFI Pronto**

*Give out the PFI Pronto for the case story as well as any other materials as the children are dismissed.*

# BIBLE TRUTH 5, LESSON 1: PLANNER/OVERVIEW

## GETTING STARTED: Welcome and Opening Songs *(introduce unit and get kids moving with these songs)*

**Welcome to Praise Factory:** PFI: Praise Factory Investigators Theme Song *PFI ESV Songs 7, Track 1*

**Rules to Help Us Worship God and Love One Another:** WoGoLOA Classroom Rules Song *PFI ESV Songs 7, Track 2*

**Big Question Under Investigation:** Big Question 7 Songs *PFI ESV Songs 7, Tracks 3,4*

**Big Question Bible Verse:** Psalm 19:7,9,10,11 Songs: *PFI ESV Songs 7, Tracks 5,6,7*

## DIGGING DEEP DOWN: Key Concept and Story *(introduce the Bible Truth and tell the related story)*

**Bible Truth 5:** The Heart of God's Law Is Love

**Bible Truth Hymn:** Take My Life and Let It Be, v.1 *PFI ESV Songs 7, Track 22*

**Bible Verse**: Matthew 22:36-40

**Bible Verse Song:** Love the Lord *PFI ESV Songs 7, Track 23*

**Lesson 1 Old Testament:** The Case of the Two-faced Lover
Ezra, Nehemiah, Malachi

## TAKING ACTION: Response Activities *(choose from among these activities)*

**Snack and Discussion Planner:** The Israelites' Bad Sacrifices

**ACTS Prayer:** Prayer Sheet

**Bible Truth Review:** Discussion Questions and Game: Menagerie

**Bible Truth Hymn:** Take My Life and Let It Be, v.1 *PFI ESV Songs 7, Track 22*
Song, Sign Language and Song Game: Pass the Secret Sign **PFI ESV Songs 7 BOOK or ONLINE**

**Bible Verse Review:** Matthew 22:36-40 Discussion Sheet and Game: Hoop & Holler
**Bible Verse Song:** Love the Lord Matthew 22:36-40 *PFI ESV Songs 7, Track 23*
Song, Sign Language and Song Game: Mimic Me! **PFI ESV Songs 7 BOOK or ONLINE**

**Story Review:** Discussion Questions and Game: Keep It Under Your Hat

**Case Replay, Jr: Drama Activity for Youngest Children** (children do same story actions together)

**Case Replay, Sr: Drama Activity for Most Children** (children re-tell story with individual parts)

**Craft:** Sick, Imperfect Sheep on the Altar of Burnt Offerings

**VIPP (Very Important Prayer Person) Prayer Time:** Coloring Sheets (back of book); Game: Mix and Match

## TAKING IT HOME: Take Home Sheet for Review and Family Devotions

**PFI Pronto:** Bible Truth 5, Lesson 1

# OLD TESTAMENT STORY P.1

**The Case of the Two-faced Lover** by Connie Dever Ezra, Nehemiah, Malachi

**Our story is called:**
**The Case of the Two-faced Lover.**
**As you listen to the story, see if you can figure out:**
1. To be two-faced means to say one thing, then do another. Who was the two-faced lover? How did they show they were two-faced?
2. Who loved the two-faced lover? How did He show His love to them?

This story takes place in Old Testament times, in Jerusalem, starting about 600 years before Jesus lived on earth.

Weeds and rocky ruins. That's all the people of Judah saw as they entered Jerusalem. Just seventy years earlier, this city had been magnificent. It had been the home of their kings and the glorious Temple. Thousands of people had lived within its great walls. Thousands more came from all over Israel to worship the LORD, bring their offerings to and learn God's laws. What did they learn from His laws? What did they see when they came to the Temple? That the LORD was a holy God who called them to live holy lives. And, He was a loving God who called them to live lives of love towards Him and others. For the heart of this holy God and His good laws is love.

Yes, Jerusalem had been very special: the one place in all the earth where people could come and draw near to the one, true God. The one place they could hear His Law and learn how to live in love. But something terrible had happened and it started where most troubles start: in the hearts of the people. For, the heart of God's Law might be love for God and others, but the heart of the people and their kings was sinful rebellion. They knew God's laws were perfectly loving and good, but they chose to break them. They worshiped idols instead of the LORD. They acted selfishly and hatefully towards others. God sent many prophets to warn them to repent or face destruction of their land and seventy years of slavery in Babylon.

But they refused to change and the LORD sent Nebuchadnezzar and his mighty Babylonian army into Judah to smash Jerusalem and everything else. Down it all went and the Temple with it. Nebuchadnezzar carried back to Babylon thousands of people and all the best things in Jerusalem--including 5400 articles of gold and silver from the Temple. The land of Israel lay abandoned and in ruins. The people of Israel were taken far away from home, forced to serve the Babylonians, and then the Persians, as slaves for seventy years, just as the LORD had warned them.

But now the seventy years was over. The LORD worked in the heart of King Cyrus of Persia to let them return to Judah and rebuild their land and the Temple. The LORD had Cyrus free 50,000 slaves, and send them home with great riches. He gave them 100 priestly garments of the finest white linen; a half ton of gold and 3 tons of silver; 736 horses, 245 mules, 435 camels, and 6,720 donkeys, and all 5400 articles of silver and gold that King Nebuchadnezzar had taken from the LORD's Temple years earlier.

The people set out across the miles of deserty wilderness for Judah, their home. They settled their families back in their homes, then gathered back together in the weeds and rocky ruins of Jerusalem. It was time to rebuild the altar of the LORD. With humble, repentant hearts, they dedicated themselves to the LORD. The priests offered up their best lambs as a sacrifice to Him. This was a day of new beginnings for the people. Once more, they promised to love the LORD most of all and love each other too, by learning and living by His good laws.

Over the next twenty years, more of the people came back to Judah. Together they rebuilt their land. Best of all, they rebuilt Jerusalem, their beloved capital city: its houses, its walls, and of course, the Temple. Once more they came together in Jerusalem for feasts, to make sacrifices and to listen to the priests read God's Law. They confessed their sins and committed themselves to the LORD. The heart of God's Law was love; and now

**Story-telling Tips**
Ahead of time:
1. Read the Bible verses and story. Pray!
2. Create story cue cards on index cards (or highlight text).
3. Practice telling story dramatically, timing your presentation Shorten, if necessary to fit your allotted time.
4. Decorate area with story props that help bring your story alive.
During your presentation:
1. Maintain as much eye contact as possible as you tell the story. Point to/use props at important points in the story. Include the kids in your story with a few questions about what they think will happen or words/concepts that might be new to them.
2. Watch the kids for signs that their attention span has been reached. Shorten, if necessary.

the heart of the priests and the people seemed to love God and each other, too. Could it be that the people had learned their lesson? Could it be that the days of hearts full of sinful rebellion were over? Only time would tell…and so it did.

As years passed, the people began to forget the hard years of slavery in Babylon. Sin began to creep steadily back into their hearts and the hearts of the priests, too. Their love for God began to grow tired and cold. It showed in their sacrifices. Oh yes, they kept bringing sacrifices to the Temple, but not the best animals of their flocks that the LORD required. Now they brought Him only animals they did want themselves: those who were sick, injured, blind. When their crops came in, they kept all of the best grain for themselves. They didn't love Him enough to give the full portion that they were to supposed to present to Him. Not only that, but they began to marry women who worshiped idols. No longer did they care that their families worshiped the LORD and lived according to His good laws. Some of them even began to practice witchcraft.

Their love for each other grew selfish and hateful again, too. They didn't take care of widows and orphans. They cheated the people who worked for them out of the money they deserved. They treated unfairly the people from other countries that came to live among them. Husbands didn't want to live with their wives anymore.

The priests should have helped the people. They should have refused their bad sacrifices. They should have warned the people to repent and turn back to the LORD, but they did not. They didn't care about honoring God any more than the people did.

The people and the priests didn't care, but the LORD did. Out of love for them and the glory of His name, He began to discipline them. He withheld His blessings from them that they might see their sinfulness. Their crops did not grow very well. The enemy nations around them began to hate them. Did the people repent of their sinful ways? No, they did not. They kept on sinning and blamed everything on God saying, "What does it matter if we keep God's laws? What has He ever done for us? He doesn't listen to our prayers!"

The LORD sent the prophet Malachi to warn the people. "Listen up, you priests! Listen up, you people!" Malachi said to them. "The LORD sees everything you are doing. He is a great King, yet you give Him only poor sacrifices. He sees how you are treating each other. He hates it! The heart of God's Law is love: love for Him and love for others. It is clear that you do not love Him or each other. It's because of your sins that He has been withholding His blessings from you. Turn from your sinful ways! Turn back to Him! Start obeying His good laws again!" Malachi urged them.

"Return to Him and He will return to you. Don't just honor Him with your lips. Honor Him with your lives. Bring good sacrifices with repentant and grateful hearts that show you really love Him," he told them. "Start to treat each other in loving ways according to His good laws and see if He doesn't answer you with blessings."

Some of the people listened to what Malachi said. They confessed and repented of their sins. They turned back to the LORD and offered Him right sacrifices. They treated others as God's good Law commanded. But most people and many of the priests did not repent.

"How could our people keep being so stubborn?" the godly wanted to know. "Will there be a day when the hearts of God's people are filled with love for God and others and the wicked will be gone forever?" they wondered.

The LORD gave them the answer through Malachi, "Yes, a very different day is coming. The day when the LORD will send the Messiah. He will come to save God's people from their sins once and for all," the LORD promised.

"The Messiah will be the good priest who will really teach you God's Law. He will turn many from sin. He will be the "Sun of Righteousness" who will live a perfect life. Then He will offer it up as the final sacrifice for the sins of all who would ever repent and trust Him as their Savior. He will send the Holy Spirit to give them new hearts full of love towards God and others," he told them.

"Then, at the end of time, this Messiah will come back to earth again," the LORD promised. "He will bring final punishment to the wicked who refuse to repent and trust in God. But for God's people, all those who repent of their sins and trust in Him, He would bring complete

and everlasting healing from sin and death," He promised. "And on that Day, so great will be the rejoicing of God's people that they will leap as calves do when they are released from their stalls. The heart of God's Law is love; and at last on that Day, it would be the heart of God's people, too," He said.

The godly people rejoiced at these wonderful promises. They didn't know His name, yet they looked forward in faith to the day the Messiah would come. But we do know His name, don't we? It's Jesus! He is the Messiah who God sent to save God's people from their sins and whom God will send back again once day to bring an end to sin and death and a beginning to perfect life with God forever. Come, Lord Jesus, come!

## Cracking the Case:

**It's time to answer our Case Questions.**

**1. To be two-faced means to say one thing, then do another. Who was the two-faced lover? How did they show they were two-faced?**

The people of Israel. They promised to love God: to worship Him and keep His laws of love. But, they did not love Him in their hearts, with their worship gifts or by keeping His good laws.

**2. Who loved the two-faced lover? How did He show His love to them?**

The LORD did. He showed His love by being patient, by discipling them to help them to repent, and by sending Jesus to save from their sins, all who would ever turn from their sins and trust in Jesus as their Savior.

## Something for You and Me

**Our Bible Truth is: The Heart of God's Law is Love**

**Our Bible Verse is: Matthew 22:36-40**

""Teacher, which is the great commandment in the Law?" And he said to him, "You shall love the Lord your God with all your heart and with all your soul and with all your mind. This is the great and first commandment. And a second is like it: You shall love your neighbor as yourself. On these two commandments depend all the Law and the Prophets."

What about you and me? If we are honest with ourselves, we know there are too many times that we are just like those people of Judah. How often do we only honor God with our lips, but our hearts are really far from Him? Do we know the right answers to questions about loving God and others, but don't look to see if we really love them as we know we should?

Let's praise God for giving us His Law so we can know how to love Him and others. Let's ask Him to work in our hearts that we would repent of our sins and trust in Jesus as our Savior. Let's ask Him to work in our hearts so that we do not just honor Him with our lips, but truly honor Him with hearts full of desire to keep His Law by loving Him and others.

*Close in prayer.*

## Closing ACTS Prayer

**A** God, we praise You for being so patient with Your sinful people. We praise You for not only being the Giver of Laws of Love, but being the Fulfiller of those laws through Your Son, Jesus.

**C** God, we confess that we, like the Israelites, are sinners who turn away from Your laws. We know that they tell us how to love You and to love others, yet we choose to not trust that Your ways are best. We need a Savior!

**T** God, we thank You for giving Your Holy Spirit to live in the hearts of Your people and help them keep Your good and loving laws. He helps them do what they cannot do on their own.

**S** God, we ask that You would work in our hearts that we might turn away from our sins and trust in Jesus as our Savior. Send the Holy Spirit to live in our hearts and help us to live out Your loving laws.

## Special Words

**Judah:** The name for the nation made up of the two, southern tribes of the original twelve tribes of Israel.

**Messiah:** The special king God promised to send to save His people and bring His kingdom. Jesus is the Messiah.

**Babylon:** A mighty nation to the east of Israel who conquered many nations, including Judah.

# ACTS PRAYER ACTIVITY

Use this sheet to write down your ACTS Prayer

**Instructions:**
Use this sheet to help the children apply the Bible Truth into a prayer. You can use the ACTS provided or even better, have the kids think of their own applications. Also have the children add their personal requests to the prayer, too. Lead the children in the prayer or let them pray sections, with your help. Never force a child to pray! Non-readers can participate by you whispering a section of the prayer into their ear and allowing them to pray it aloud for the group.

## ADORATION:

God, we praise You for being the Giver of Loving Laws.

God, we praise You for being.....

Add your own Adorations:

## CONFESSION:

God, we confess that we have chosen not to love You or others according to Your loving laws. We need a Savior!

God, we have sinned against You....

Add your own Confessions:

## THANKSGIVING:

Thank You, God, for giving us Your laws so we might know what it means to live a life of love towards You and others.

God, we thank You for...

Add your own Thanksgivings:

## SUPPLICATION:

God, work in our hearts, that we might all turn away from our sins and trust in Jesus as our Savior. Help us truly love You and others, as You have told us to in Your laws.

God, we need Your help...

Add your own Supplication:

## SNEAKY SNACK

Can you figure out how this snack ties in with our case?

**Snack: The Israelites' Bad Sacrifices**

Face of Imperfect lamb sacrifice" bagel with a few pieces of wheat chex or shredded wheat "small wheat offering." Lamb face bagel: Spread cream cheese on bagel half and add raisin nose, chocolate chip eyes, black licorice mouth, sliced almond ears. Add a few extra raisins or chocolate chips on face to make blemishes. This is only a suggestion. Feel free to modify. Be mindful of allergy issues among your children!

**Case Tie-in:** The people of Israel did not love God as they should. This love showed in how they failed to to keep God's laws. It showed in the worship gifts they offered Him. They didn't give Him their best lambs, showing that He deserved the best of their love. Instead, they gave Him their sickly lambs that they didn't really want themselves.

## SOUL FOOD

Food for thought during snack time

1. What does the snack have to do with the story?

Choose a few questions from the other activity discussion sheets to talk about during this snack time.

2.

3.

4.

5.

6.

# BIBLE TRUTH 5 REVIEW P.1

Directions: Read and discuss Bible Truth, using a FEW of the questions. Play game. Feel free to modify the game to fit your children.

**The Heart of God's Law is Love**

Love is more than just a good feeling we have inside our hearts. Real love acts in love towards others.

God gave us His laws to tell us how we should live if we would love God and others. They tell us that we should always love God most of all. They tell us to love others as much as we love ourselves. Jesus said that to love God most of all, and to love others as yourself, sums up all of God's Laws.

Jesus lived a perfect life of love that fulfilled all of God's laws. He lived this way because He loved God most of all. This is the only way He would ever want to live. He also did this as part of God's plan to save His people. He offered His life lived in perfect obedience to God's laws as the perfect sacrifice for their sins when He died on the cross. All who turn away from their sins and trust in Him as their Savior are forgiven for all the ways they break God's law. They receive eternal life with God as His free gift to them.

Jesus paid for their sins, that doesn't mean God's people don't care about God's laws anymore. God's laws are how God wants His people to live. They are always the best way to live because they are perfectly good and loving. Like Jesus, God's people want to keep God's laws because God's people love God and want to please Him. The Holy Spirit living in their hearts helps God's people keep God's laws so that they love God and others in ways they never could before.

**Understanding the Bible Truth**

1. What is real love like? *More than just a good feeling in our hearts; it acts in love towards others.*
2. What did God give us His laws to tell us? *To tell us how we should live if we would love God and others.*
3. How do God's laws tell us to love God? *Most of all.*
4. How do God's laws tell us to love others? *To love others as much as we love ourselves.*
6. What did Jesus say sums up all of God's Law? *To love God most and to love others as yourself.*
7. What kind of life did Jesus live? *A perfect life of love. He loved God most of all and others as much as Himself. He kept all of God's laws.*
8. Why was it so important that Jesus live a perfect life? *It was a part of God's plan to save His people.*
9. Did Jesus fulfilling all the requirements of God's Law for God's people's salvation mean they don't need to live by God's laws anymore? Why or Why not? *No. Because God's laws are how God wants His people to live. They are always the best way to live.*
10. Why do God's people want to keep God's laws? *Because they love God and want to please Him. Not because they have to in order to be saved.*
11. How does the Holy Spirit help God's people? *He lives in their hearts, changes them and gives them strength to keep God's laws, to love God, and to love others in better ways than they ever could before.*

**Bible Truth Story Connection Questions**

1. How did the hurt and diseased sacrifices the people of Judah offered show that they had missed the heart of God's Law? *They were showing that they really thought they were more important than God b/c they chose to keep the best animals for themselves.*
2. Why would hearing about the coming of Jesus, the "Sun of Righteousness" encourage the godly few who sought to love God and love others? *They knew there would be a day when at last there would be only righteousness. He would bring an end to all wickedness. Then, all would love God and others. At last love, the heart of God's Law, would be the heart of all His people, too.*

**Bible Verse Connection Question**

1. What does our Bible Truth have to do with our **Bible Verse: Matthew 22:37,39-40**: ""Teacher, which is the great commandment in the Law?" And he said to him, "You shall love the Lord your God with all your heart and with all your soul and with all your mind. This is the great and first commandment. And a second is like it: You shall love your neighbor as yourself. On these two commandments depend all the Law and the Prophets."?
*These verses are Jesus explaining that the heart of God's Law is love for God and for others.*

# BIBLE TRUTH 5 REVIEW P.2

**Life Application Questions**

1. What does the way we break God's laws tell us about ourselves? *It shows us how we are really loving ourselves more than we love God and others.*
2. What does it look like to love God most of all? *A life that chooses to please God, even when it is very hard. A life that trusts Him even when what He has planned doesn't make sense or is hard. A life that takes joy in pleasing God. It looks like Jesus!*
3. What does it look like to love others as ourselves? *To treat them in the same loving way as we would want them to treat us.*
4. If we know that God's laws are the best and most loving way to live, why is it so hard for us to keep them? *The sin in our hearts tempts us to think that God's ways are not the best and most loving way to live. Also, many times, we just want to do what seems best for us, rather than thinking about what will be best for God's glory or for the good of others.*
5. When will God's people's hearts at last live out the heart of God's love? *In heaven, when God changes their hearts to love Him most of all and to love others perfectly.*
6. How can we become one of God's people? *By turning away from our sins and trusting in Jesus as our Savior.*

**ACTS Questions**

1. What is something we can praise God for because of this Bible Truth? *Praise God for being the Giver of Loving Laws.*
2. What are sins we can confess to God because of this Bible Truth?
*Confess ways that we have chosen not to love God or others according to His loving laws.*
3. What is something we can thank God for because of this Bible Truth?
*Thank Jesus for offering up His life as the perfect sacrifice for God's people's sins.*
4. What is something we can ask God for because of this Bible Truth?
*We can ask God to work in our hearts that we would want to turn away from disobeying Him and trust in this wonderful Jesus as our own Savior. Ask God to work in our hearts and lives by His Holy Spirit that we might truly love Him and others as He has revealed in His laws.*

**The Gospel**

1. The heart of God's Law is love, but we do not love God or others as we should. We deserve God's punishment! Is there any hope for us? What is the gospel?
*Yes, there is! God is the good Creator and King of the world. He made people to worship Him and live by His good laws. But we are all sinners who have rebelled against Him. We all deserve death--God's just, eternal punishment for our sins. How terrible! But God has good news for us. In His great mercy, God sent His Son Jesus to earth to save sinners. Yes, Jesus, the perfect Son of God, left His home in heaven and became a man. He lived the perfect life that pleases God. (He's the only one who has ever done that!) He offered it up to God His Father as the perfect sacrifice for sins when He suffered and died on the cross. Then, on the third day, Jesus rose from the dead in victory. He had fully paid for the sins of God's people, so they wouldn't have to! Now all who turn away from their sins and trust in Jesus as their Savior will receive forgiveness of sins and eternal life with God. They will be His very own special people who will know Him and enjoy Him forever. We can be God's people, too, if we turn from our sins and trust in Jesus as our own Savior.*

## Game: Menagerie

**Materials**
Small Bag/Bowl
Bible Truth Questions

**Preparing the Game**
1. Choose 20+ questions for your game from the Bible Truth Discussion Questions, or make up your own.
2. Write the Bible Truth questions on small thin strips of paper (or make a photocopy of the Bible Truth Discussion Questions and simply cut them into strips) and put them in the bag/bowl.

**Playing the Game**
Divide the children into three or four teams, depending on how many children you have. Each group of children is given the name of an animal and is assigned a corner of the room. You are "It" and stand in the middle of the room. When everyone is ready, give instructions to different groups of animals, such as "I want the bears to change places with the monkeys." The bears and monkeys when then run to change places. You, as It, will try to tag bears and monkeys. Choose a question from the bag to read to your caught animals. If they get it right, they are released to be back with their fellow animals. If not, they must wait until another, correct answer to be released.

Game continues as number of questions, time, and attention span allow.

**Non-competitive Option**
Do not exclude "caught" animals from the game, even if they get the answer wrong. Instead release them back to their fellow animals and put the question back in the bag for review again.

**Optional TAKING IT TO OTHERS Activity: Quiz Questions**
Have the children choose a few of the questions from the game to ask the parents/other children during TAKING IT TO OTHERS time. Help pre-readers by whispering the question in their ear and letting them ask it aloud to the parents/other children. Make sure you read the Bible verse aloud before you ask your questions.

# BIBLE TRUTH HYMN P.1

Directions:
1. Write words to song in large print before class.
2. Play the song for the children, helping them follow along on the song sheet.
3. Discuss the song, using a few questions from the discussion sheet. *Don't use them all!*
4. Introduce sign language for key words of your choice from sign language sheet for your song. Use as few or as many as you think the children can learn.
5. Sing and sign the song. Sign language as well as large format lyrics and sheet music are found in the PFI Unit Songbook or online.
6. If desired, play the Song Game.

**Optional TAKING IT TO OTHERS Activity: Presenting and Singing the Song**
1. Sing and sign the song, encouraging the watching children/parents to join in.
2. Ask the class some of the questions listed below. The Bible Truth Connection Question is particularly good to help them understand how the song ties in with the Bible Truth.

**Take My Life and Let It Be**

**Verse 1**
Take my life and let it be,
Consecrated, Lord, to Thee;
Take my hands and let them move
At the impulse of Thy love,
At the impulse of Thy love.

**Listen to it on PFI ESV Songs 7, Track 22**

## Understanding the Song

1. What does it mean to ask God to take your life and consecrate it to Him? *To consecrate something means to set something apart for a special purpose. Asking God to take your life and consecrating it to Him means to have Him use your life to do something special just for Him.*
2. What is an impulse? *An desire to do something for a particular reason.*
3. What is God's love like? *God's love is greatest for Himself, since He is the most wonderful person to know. He alone is perfectly good and loving. His special love for His people endures forever. Because of His love for them, He sent Jesus to save them, covering over their many sins with His very own blood. His love for all people is patient, kind, compassionate; it is always more than we deserve. It takes no joy in evil. It rejoices with the truth.*
4. What would the impulse of God's love be like? *A desire to do things that display God's love for Himself and for others. It would be loving God most of all, and loving others as much as we love ourselves.*
5. What kinds of things could we do with our hands that more at the impulse of God's love? *To God: lift our hands in praise of God; write down words that praise God; make beautiful things that reflect His glory, etc. To others: serve them and take care of their needs; give them hugs; write words of encouragement, etc.*

## Bible Truth Connection Question

1. How does this song relate to our **Bible Truth: The Heart of God's Law Is Love**? *It is a prayer to God to help us keep the very heart of His Law by making everything we do with our hands an impulse of His love. God's laws show us what it means to have our hands move at the impulse of His love.*

## Story Connection

1. How does this song relate to today's story? *After the Lord's message to the people of Judah through Malachi, most did not repent of breaking God's laws and not loving Him. But a godly few did. They turned from their sins and consecrated their hands and the rest of their lives to loving God and others by keeping God's Law. He encouraged them that one day Jesus, the "Sun of Righteousness," would come and do away with wickedness forever. Then their hands, their lives, would only move at the impulse of His love. They would be so happy about this that they would jump for joy like calves released from their stalls.*

# BIBLE TRUTH HYMN P.2

**Bible Connection Question**

1. What does this hymn have to do with our Bible Verse: **Matthew 22:36-40:** ""Teacher, which is the great commandment in the Law?" And he said to him, "You shall love the Lord your God with all your heart and with all your soul and with all your mind. This is the great and first commandment. And a second is like it: You shall love your neighbor as yourself. On these two commandments depend all the Law and the Prophets."?
*All of God's Word--called the Law and the Prophets in Jesus' day--are based upon loving God most of all and loving others as we love ourselves. God's people want God to take their lives and use them to love God and others like this. They know they can't do this on their own. They need God fill their heart with His love and help them live out God's love in everything they do.*

**ACTS Questions**

1. What is something we can praise God for from this hymn?
*Praise God for being the Powerful Worker of His Will in the Hearts of His People.*
2. What are sins we can confess to God from this hymn?
*That many times we don't want God to take our lives and consecrate them to Him. Many times we don't want to do His will, but our own. We deserve His punishment! We need a Savior!*
3. What is something we can thank God for from this hymn?
*We can thank God His good plans for His people. His will never will be to do something bad. It is always loving and good.*
4. What is something we can ask God for from this hymn?
*That God would work in our hearts that we might turn from our sins and trust Jesus as our Savior. We can ask Him to consecrate our lives. We can ask Him to take our lives and work in them so that they move at the impulse of His love.*

**Life Application Questions**

1. How can God's people be affected by the message of this song? *We can praise God for giving us His Laws that show us how to love Him and love others. We can ask Him to send His Holy Spirit to help us to turn from our sins and trust in Jesus as our own Savior. We can ask Him to put love for God and others in our hearts and cause our hands to move at the impulse of His love.*

**Gospel Question**

1. Why do all people need for God to work in their lives? Why don't they just love God as they should? What is the gospel?
*God is the good Creator and King of the world. He made people to worship Him and live by His good laws. But we are all sinners who've rebelled against Him. We all deserve death--God's just, eternal punishment for our sins. How terrible! But God has good news for us. In His great mercy, God sent His Son, Jesus to earth as a man to save sinners. He lived the perfect life that pleases God. (He's the only one who's ever done that!) He offered it up to God His Father as the perfect sacrifice for sins when He suffered and died on the cross. Then, on the third day, Jesus rose from the dead in victory. He had fully paid for the sins of God's people, so they wouldn't have to! Now all who turn away from their sins and trust in Jesus as their Savior will receive forgiveness of sins and eternal life with God. They will be His very own special people who will know Him and enjoy Him forever. We can be God's people, too, if we turn from our sins and trust in Jesus as our own Savior.*

## Song Game: Pass the Secret Sign

**Materials**
Sign Language signs used in song, particularly choose words with important meanings you want the children to learn, such as "grace", "redeem", etc.
Bag or bowl
Blindfold

**Preparing the Game**
1. Cut out signs and put in bowl.

**Playing the Game**
1. Practice the song and signs until the children know them well.
2. Have all the children stand in a tight circle, except one, "It" who will stand in the middle of the circle, blindfolded.
3. Have the children in the circle to put their hands behind their backs. Choose a sign from the bag and hand to a child in the circle, still keeping hands behind their backs, not looking at the sign.
4. When "It" says "Pass the Secret Sign", the children will begin to pass the sign around behind their backs.
5. When "It" says "Stop the Passing!" the child who has the sign freezes with the sign behind his back.
6. The child with the sign brings it around and looks at it. You can help the child practice the sign.
7. Then take the blindfold off of "It", watch the child with the card do the sign, then have "It" guess the name of the sign. (If desired, "It" can ask another child in the circle for help with their guess.)
8. The holder of the sign then becomes "It." Sing the song with all the signs, then repeat.

# BIBLE VERSE REVIEW P.1

choose a FEW questions for discussion, then choose the game and/or music activity

***Meditation Version: Matthew 22:36-40***

""Teacher, which is the great commandment in the Law?" And he said to him, "You shall love the Lord your God with all your heart and with all your soul and with all your mind. This is the great and first commandment. And a second is like it: You shall love your neighbor as yourself. On these two commandments depend all the Law and the Prophets."

***Alternate Memory Version: Matthew 22:37,39-40***

"You shall love the Lord your God with all your heart and with all your soul and with all your mind...You shall love your neighbor as yourself. On these two commandments depend all the Law and the Prophets."

**Understanding the Bible Verse**

1. What is a commandment? *Something God tells us that we must do.*
2. What is the Law? *The word 'law' (with a little 'l') means any set of rules that a group of people set up to live by. But when the word 'Law' (with a big 'Law') is used in the Bible, it means the Law of Moses which is the name for the first five books in the Bible that the LORD had Moses write down. These books contain the 10 Commandments and the many other laws that God gave to His people to live by.*
3. Which commandment did Jesus say was the greatest commandment in the Law? *"Love the Lord your God with all your heart and with all your soul and with all your mind."*
4. What does it mean to love the Lord with all your heart? If you love Him with all your heart, does that mean there is no room to love anything or anyone else? *It means to have nothing that you love more than Him. It doesn't mean we don't love anything else, just that our love for Him comes first. Our love for others flows out of our love for Him.*
5. What is the difference between your heart and your soul? *God gave each human a soul to know and love God. Another word for soul is spirit. It never dies, even when our bodies do. We cannot see our soul, but it is inside of us. The word heart is a bit tricky. Sometimes it is used by itself in the same way as spirit. When it is used together with soul (as it is in this verse), it means your feelings and desires.*
6. What does it mean to love the Lord with all your heart and soul? *Soul: To worship and honor Him as God alone. Heart: To delight in knowing Him. To want everyone to praise the greatness of His name.*
7. What is a mind? What do we use our minds to do? *Our minds are our brains. We think with our minds. We use it to decide what is true; to make plans and to learn about things. We use our minds to do everything we do.*
8.What does it mean to love the Lord with all your mind? *To think about God. To learn about His great Truths, presented in the Bible. To make pleasing Him shape what we plan to do and how we do what we do.*
9. What is the second great commandment? *"Love your neighbor as yourself."*
10. Who is your neighbor? How do you love them as yourself? *Not just the person who lives next door to you, but everyone we come in contact with. We treat them with the same godly kindness, love, mercy, compassion, respect, etc. that we would want if we were in their situation.*
11. What does it mean the all the Law and Prophets hang on these two commandments? *"The Law and the Prophets" means all of the Old Testament Bible (that was all they had in Jesus' day.) Jesus meant that all of God's others commandments given in the Bible all have to do with loving God and loving others.*

**Bible Truth Connection Question**

1. What does this verse have to do with the **Bible Truth: The Heart of God's Law Is Love?** *Loving God and loving others is what is behind every single law that God has given us to live by.*

**Story Connection Questions**

1. How does this verse relate to our story? *When the people of Judah broke the LORD's commandments about not worshiping idols, presenting only perfect sacrifices, treating each other fairly, and not marrying women who worshiped idols, they were not just breaking laws. They were choosing to stop loving God and each other, which was the purpose for all the laws. God disciplined them so that they might turn back to love Him and each other.*

# BIBLE VERSE REVIEW P.2

**Life Application Questions**

1. How can you love God with all your heart today? Your soul? Your mind?
2. What is the first step we each need to take to love God with all our heart, soul and mind? *We need to turn away from our sins and trust in Jesus as our own Savior.*
3. Can we ever love God perfectly*? No! We are sinners. Not even God's people love God perfectly because they still have sinful hearts…but they wish that they could! Only Jesus loved God perfectly.*
4. Who are your neighbors, God wants you to love as yourself?

**ACTS Questions**

1. What is something we can praise God for from this Bible Verse? *Praise God for being worthy of our love most of all.*
2. What are sins we can confess to God from this Bible Verse? *Confess that we have not loved God or others as God calls us to. We deserve God's punishment! We need a Savior!*
3. What is something we can thank God for from this Bible Verse? *We can thank God for sending Jesus to save all those who repent of their sins and trust in Him. He will even forgive us for not loving Him and others as we should.*
4. What is something we can ask God for from this Bible Verse? *We can ask God to work in our hearts that we would want to turn away from disobeying Him and trust in this wonderful Jesus as our own Savior. We can ask Him to work in our hearts that we would love Him and others as He wants us to.*

**The Gospel**

1. We do not love God or others as God calls us to. We deserve His punishment! Is there any hope for us? What is the gospel?

*Yes, there is! God is the good Creator and King of the world. He made people to worship Him and live by His good laws. But we are all sinners who have rebelled against Him. We all deserve death--God's just, eternal punishment for our sins. How terrible! But God has good news for us. In His great mercy, God sent His Son Jesus to earth to save sinners. Yes, Jesus, the perfect Son of God, left His home in heaven and became a man. He lived the perfect life that pleases God. (He's the only one who has ever done that!) He offered it up to God His Father as the perfect sacrifice for sins when He suffered and died on the cross. Then, on the third day, Jesus rose from the dead in victory. He had fully paid for the sins of God's people, so they wouldn't have to! Now all who turn away from their sins and trust in Jesus as their Savior will receive forgiveness of sins and eternal life with God. They will be His very own special people who will know Him and enjoy Him forever. We can be God's people, too, if we turn from our sins and trust in Jesus as our own Savior.*

# Game: Hoop & Holler

**Materials**
Bible verse written up in large print so that all can see
1 hula hoop for every 2 children

**Preparing the Game**
1. Make up some questions about the verse and/or story. Use the Bible verse and Story Review Discussion questions, if desired.

**Learning the Verse**
Some or all of your children may be non- or early readers. Teach the verse in sections, having them say it after you. Repeat a few times. Add clapping or other movement as they say it.

**Directions**
1. If desired, lead the children in a discussion of a ***FEW*** of the most important questions before beginning game.
2. Explain the game to them as follows:
Have the children pair up. Give each pair a hula hoop and tell them that you are going to tell them different things that they will do with the hula-hoop after they say the verse all together. Three activities might be: having the children hold hands and jump in and out of the hula hoop, for each word the group recites, rolling it back and forth on each word the group recites,; or having buddies take turn while one person from each group sees how far through the verse he can keep the hula hoop going. Allow the children to think up other activities. Repeat the verse again after each activity.

Game continues as time and attention span allow.

**Optional TAKING IT TO OTHERS Activity: Quiz Questions**
Have the children choose a few of the questions from the game to ask the parents/other children during TAKING IT TO OTHERS time. Help pre-readers by whispering the question in their ear and letting them ask it aloud to the parents/other children. Make sure you read the Bible verse aloud before you ask your questions.

# BIBLE VERSE REVIEW: MUSIC P.4

Directions:
1. Write words to song in large print before class.
2. Play the song for the children, helping them follow along on the song sheet.
3. Discuss the song, using a few questions from the discussion sheet. *Don't use them all!*
4. Introduce sign language for key words of your choice from sign language sheet for your song. Use as few or as many as you think the children can learn.
5. Sing and sign the song. Sign language as well as large format lyrics and sheet music are found in the PFI Unit Songbook or online.
6. If desired, play the Song Game.

**Optional TAKING IT TO OTHERS Activity: Presenting and Singing the Song**
1. Sing and sign the song, encouraging the watching children/parents to join in.
2. Ask the class some of the questions listed below. The Bible Truth Connection Question is particularly good to help them understand how the song ties in with the Bible Truth.

**Love the Lord**

Love the Lord your God with all your heart,
Love the Lord your God with all your soul,
Love the Lord your God with all your mind,
This is the first and greatest commandment.

*And the second is like it...*

Love your neighbor as yourself,
Love your neighbor as yourself,
Love your neighbor as yourself,
On these two commandments depend all the Law and Prophets.
Matthew Twenty-two, thirty-seven through forty.

**Listen to it on PFI ESV Songs 7, Track 23**

## Song Game: Mimic Me!

**Materials**
Sign Language
Song

**Preparing the Game**
None.

**Playing the Game**
1. Practice the song and signs until the children know them well. Choose a person to be the leader and let them decide upon an action for everyone to do as they sing the song, such as jump on one foot, etc.
2. Sing the song while doing the chosen action.
3. Select another child to be the leader.
4. If desired, you can choose a different action for different important words in the song, such as jump on one foot when you sing the word "grace", but clap your hands when you sing the word "Jesus". Ask the children the meaning of each of the words before adding in their action.

Game continues as number of questions, time, and attention span allow.

# STORY REVIEW P.1

Directions: Read and discuss Bible Truth, using a FEW of the questions. Play game. Feel free to modify the game to fit your children.

**General Story Questions**

1. Why was Jerusalem in ruins? *The LORD had allowed the Babylonians to destroy it when the people of Judah kept refusing to turn back to love Him and others according to His good laws.*
2. What did the priests and leaders do in Jerusalem at the ruins of the Temple? *They rebuilt the Altar of Burnt Sacrifices.*
3. What did the people, priests and leaders pray to God after making their sacrifices? *To love God and love each other according to His good laws.*
4. What about the people's sacrifices showed that they were once more rebelling against God? *They presented Him with sick and diseases animals instead of perfect ones as the LORD required.*
5. What about the people's grain offerings showed that they were once more rebelling against God? *They only gave Him part of what He told them in His law to present.*
6. Why was it bad to marry the women they had begun to marry? *The women followed idols instead of the LORD. They would not want to obey God's laws or love Him or others as He wanted them to.*
7. What did the Lord do to help the people of Judah see they had stopped following His good laws? *He did not bless them with as big harvests. He did not protect them from enemies who wanted to attack them.*
8. What did the people of Judah accuse God of when their harvests were not plentiful and their enemies threatened to attack them? *That it was His fault. He wasn't taking care of them as He should.*
9. What did the LORD tell the people of Judah to do? *To repent of their sins and turn back to loving Him and others according to His good laws.*
10. What did the LORD promise to do for them if they turned back to Him? *He would bless them greatly.*
11. Did anyone turn back to the LORD? *Only the few, godly people.*
12. Why were the godly people discouraged? How did the LORD encourage them? *Because so few would turn back to the LORD. He promised them that the Messiah, Jesus, would come. He would save them from their sins; He would come back and destroy all wickedness once and for all.*
13. Why do you think the LORD gave Jesus the nickname "Sun of Righteousness"? *Because Jesus would be completely without sin—perfectly righteous. When He came He would brilliantly display God's righteousness, just like the sun brightly display light. Also, He would give righteousness to His people, just like the sun gives light to the world. He would be the perfect sacrifice for His people's sins that they might have His perfectly righteous standing before the LORD and be saved.*

**Bible Truth Connection Questions**

What does this story have to do with our Bible Truth? *The people of Judah knew that the heart of God's Law was love, but their hearts were often too filled with rebellion and hate to keep His Laws. The godly few repented of their sins and turned to the LORD. Malachi gave them hope of the day when Messiah Jesus would come as the "Sun of Righteousness" He would pay for His people's sins, once and for all. They would have the Holy Spirit fill their hearts with love for Him and His good laws. Then one day, He would come back and do away with all wickedness forever. Then they would rejoice to perfectly live lives that loved God and each other forever.*

**Bible Verse Connection Question**

1. What does the story have to do with our **Bible Verse: Matthew 22:37,39-40**: ""Teacher, which is the great commandment in the Law?" And he said to him, "You shall love the Lord your God with all your heart and with all your soul and with all your mind. This is the great and first commandment. And a second is like it: You shall love your neighbor as yourself. On these two commandments depend all the Law and the Prophets."?

*Loving the LORD with all their heart and loving each other as themselves was how the LORD called His people to live. One day, at the end of the world, Jesus will put an end to all sin and death. Then, God's people will truly love the LORD and each other in this way. And they will do it forever!*

# STORY REVIEW P.2

**Life Application Questions**

1. How are God's people today like the people of Judah? *They still have hearts that rebel against Him and do not live perfect lives of love according to His good laws.*
2. How are God's people today NOT like the people of Judah? *Their hearts are filled with the Holy Spirit. He works more and more love for God and each other in their hearts so that they love in ways they never could before.*
3. Why is it so hard for us to keep God's Laws, even when we know that they show us how to live lives of love for God and for others? *We have the same rebel hearts that love ourselves more than God or anyone else.*
4. Who will help us to keep God's laws? *Jesus promises to help all of us who come to Him in repentance and faith. He will send His Holy Spirit to live in our hearts and give us more and more strength to love Him and love others, as His Law tells us to. When we go to live with Him, He will change us to perfectly love Him and others, like He does.*

**ACTS Questions**

1. What is something we can praise God for being that we learned in our story?
*Praise God for being so patient with His sinful people. Praise Him for being the Savior of His People. Through Jesus, He will work out His wonderful plan for His people to love Him and each other perfectly.*
2. What is something we can confess as sin that we learned in our story?
*Confess that many times, like the people of Israel, we know God's laws, but do not want to keep them. We love ourselves more than Him and others. We deserve His punishment. We need a Savior!*
3. What is something we can thank God for that we learned in our story?
*We can thank God for promising to send a Savior to save all those who turn from their sins and trust in Jesus as their Savior. We can thank Him for doing away with all wickedness one day.*
4. What is something we can ask God for that we learned in our story?
*We can ask God to work in our hearts, helping us to turn away from our sins and trust Jesus as our own Savior. We can ask Him to help us to truly love Him most and to love others as we love ourselves.*

**The Gospel**

1. We are all sinners. We all fail to love God and love others as God requires. We all deserve His punishment. Is there any hope for us? What is the gospel?
*Yes, there is! God is the good Creator and King of the world. He made people to worship Him and live by His good laws. But we are all sinners who have rebelled against Him. We all deserve death--God's just, eternal punishment for our sins. How terrible! But God has good news for us. In His great mercy, God sent His Son Jesus to earth to save sinners. Yes, Jesus, the perfect Son of God, left His home in heaven and became a man. He lived the perfect life that pleases God. (He's the only one who has ever done that!) He offered it up to God His Father as the perfect sacrifice for sins when He suffered and died on the cross. Then, on the third day, Jesus rose from the dead in victory. He had fully paid for the sins of God's people, so they wouldn't have to! Now all who turn away from their sins and trust in Jesus as their Savior will receive forgiveness of sins and eternal life with God. They will be His very own special people who will know Him and enjoy Him forever. We can be God's people, too, if we turn from our sins and trust in Jesus as our own Savior.*

# Game: Keep It Under Your Hat

**Materials**
Paper and pencil
5+ hats
Story Review Questions

**Preparing the Game**
1. Choose 20+ questions for your game from the Story Review Discussion Questions, or make up your own.
2. Write each question on a separate, small piece of paper. Assign a point value to each question, based on difficulty. Pin a question to the underside of each hat, except one. Save the unused questions to pin to the hats when the first set have all been selected.
3. Place all the hats on the floor or on the table.

**Playing the Game**
Divide the children into two teams. Teams will take turns choosing one of the hats and answering the question pinned to the hat. Each question is worth the number of points indicated on the question. If the first team does not get the right answer, then the question goes to the other team who can win half the points for a correct answer.

When the blank hat is chosen, the team who chooses gets to come up with their very own question to try to stump the other team. If they can, then they get the highest point value worth on the question AND another turn. If the other team gets the right answer, then play continues as normal. When all the questions on the hats have been answered, pin a new set in, changing the empty hat.

Game continues until all children get to choose a hat, or as number of questions, time, and attention span allow.

**Non-competitive Option**
Divide the children into two groups. Set a target point number for whole group, telling them that together they are going to see how many turns it takes to reach the target number. Have one set of children be the hat wearers and the other set be the hat pickers. Once one set of children have had a turn, switch out hat wearers and the hat pickers. If someone chooses the blank hat, they make up a question to ask the rest of the children. Tally number of turns on a piece of paper. When the target number has been reached, start over and try to reach the target number in fewer turns.

**Optional TAKING IT TO OTHERS Activity: Quiz Questions**
Have the children choose a few of the questions from the game to ask the parents/other children during TAKING IT TO OTHERS time. Help pre-readers by whispering the question in their ear and letting them ask it aloud to the parents/other children.

# CASE REPLAY ACTIVITIES P.1

Use this guide to review the Case Story and act it out for others to enjoy!

## CASE REPLAY, JR: YOUNGEST CHILDREN

**Description:** The children will act out the story together, everyone doing the same action/sound effect at the same time. This activity is most suitable for kindergarteners.

**Materials**
The Case RePlay, Jr. script for younger children

**Preparation**
1. Read through the script and write in the blanks along the side possible actions/sound effects the children could do to act it out.

**Instructions**
1. Tell the children that they will be re-enacting the story together as you tell it.
2. As you read the script, lead the children in actions/sound effects to do with you.
3. If desired, you can read the script and stop at certain sentences and ask them what a good action/sound effect would be to act out what you just read.
4. Repeat the re-enactment one or two times more.

## CASE REPLAY, SR: OLDER CHILDREN

**Description:** The children act out the story as a three-scene play. You will narrate it using the Case RePlay, Sr. script and they will act it out (no spoken words, for the most part), with each child assuming a different character's role. This activity is most suitable for first grade and up. You will review the story, then practice it a few times before performing it for others.

**Materials**
The Case RePlay, Sr. script
White board or other large format paper
Costumes and props

**Preparation**
1. Prepare for the play by choosing costumes and props for each character in the story. Decorate the area with any scenery props.
2. Write the words "Beginning," "Middle," "End" on a large piece of paper/whiteboard with plenty of space under each heading. You will use this paper to help the children think about the story as a three-scene play, as it is presented in the script.

**Instructions**
1. Tell the children that they will get to act out the story as a three-scene play, with a beginning, middle and end section. Tell them that before they can act it out, they need to think it out. as you narrate it with your script.
2. Take the children's answers as they recount the story, helping them put key incidents in the right order.
3. If desired, when they have filled in their Beginning, Middle, End, read through your whole (real) script, so they hear exactly what you will have them act out.
4. Then tell the children that it's time to practice acting out the story.
5. Assign parts to each child. If you are using costumes, do NOT give them out at this point. They will be a distraction.
6. Have all the children sit on the floor or in chairs on one side of the "stage," then call the characters up in place as their part in the story comes.
7. As you read the script, guide the children in where you want them to move or do to act it out.
8. After going through the whole script once, give out any costumes and props and act out the script once or twice more.

**Optional TAKING IT TO OTHERS Activity: Re-enacting the Story**
Read the script as the children act out together (younger) or assuming different roles (older) as the other children or the parents watch.

# CASE REPLAY, JR--YOUNGER KIDS (KINDERGARTEN) P.2

"Welcome to our play! The name of our story is called: The Case of the Two-faced Lover.

This is an Old Testament story, that starts out about 600 years before Jesus lived on earth.

And now we present: "The Case of the Two-faced Lover."

**Scene 1:**

Jerusalem had been the jewel of Judah. Home to great King David and King Solomon. It was the city of the magnificent Temple of the LORD. This was where spotless sacrifices were offered to keep the fellowship between them and their holy God: the LORD. This was where the people gathered to learn God's Law from the priests. But God's people rebelled against God and His good and loving laws. They worshiped idols and began to mistreat each other. God sent prophets to urge them to repent or face seventy years of slavery in Babylon, but they would not. So the LORD sent Nebuchadnezzar and his soldiers to smash Judah and Jerusalem. He took back to Babylon the people as his slaves and 5400 silver and gold articles from the Temple as his own.

**Scene 2:**

When the seventy years of slavery had passed, the LORD changed the heart of King Cyrus to let the people go back to Judah and to give them fine linen tunics for the priests, many animals, lots of gold and silver, and all 5400 articles from the Temple. The people rebuilt their towns, then gathered in Jerusalem in the rubble of the Temple grounds. They watched as the priests and leaders rebuilt the altar, then together they offered the first sacrifices to the LORD in seventy years. They confessed their sins and rededicated their lives to love God and His good laws.

**Scene 3**

But all too soon, the people and the priests forgot their vows to the LORD. They began to bring sick and injured animals for their sacrifices nor they didn't bring the LORD the full offering from their crops they were supposed to bring. They married women who worshiped idols. The LORD withdrew His blessings from their crops and His protection from their enemies to show them what they had done; but they simply grumbled and blamed Him for their problems. Once more the LORD sent a prophet to urge them to repent so that the LORD would once more bless them. A godly few listened and repented; but most did not. The godly were discouraged about the wickedness of the others. Through Malachi, the LORD encouraged them: He would send a Messiah, His Son Jesus, "the Sun of Righteousness"—purely and perfectly sinless. He would pay for His people's sins on the cross, once and for all. To all who repented and believed in Him, He would send the Holy Spirit to live in their hearts that they would truly love God and His good ways. Then, at the end of time, Jesus would come back and bring an end to all wickedness forever. In that day, they would leap and rejoice like calves released from their stalls.

**Bible Truth Tie-In:** The Bible Truth we are learning is: **The Heart of God's Law Is Love** . Through the prophet Malachi, the LORD urged the people to turn back to loving Him and loving each other by keeping His good laws. He promised great blessings to those who did.

**Actions:**

# CASE REPLAY, SR--OLDER KIDS (1ST GRADE AND UP) P.3

"Welcome to our play! The name of our story is called: The Case of the Two-faced Lover.

This is an Old Testament story, starts out about 600 years before Jesus lived on earth.

The characters in our story are: the people of Judah, the prophets, King Nebuchadnezzar and his army, Women who worshiped idols, King Cyrus, the prophet Malachi, and Jesus

And now we present: "The Case of the Two-faced Lover.."

**Scene 1: (Beginning)**
Jerusalem had been the jewel of Judah. Home to great King David and King Solomon. It was the city of the magnificent Temple of the LORD. This was where spotless sacrifices were offered to keep the fellowship between them and their holy God: the LORD. This was where the people gathered to learn God's Law from the priests. But God's people rebelled against God and His good and loving laws. They worshiped idols and began to mistreat each other. God sent prophets to urge them to repent or face seventy years of slavery in Babylon, but they would not. So the LORD sent Nebuchadnezzar and his soldiers to smash Judah and Jerusalem. He took back to Babylon the people as his slaves and 5400 silver and gold articles from the Temple as his own.

**Scene 2: (Middle)**
When the seventy years of slavery had passed, the LORD changed the heart of King Cyrus to let the people go back to Judah and to give them fine linen tunics for the priests, many animals, lots of gold and silver, and all 5400 articles from the Temple. The people rebuilt their towns, then gathered in Jerusalem in the rubble of the Temple grounds. They watched as the priests and leaders rebuilt the altar, then together they offered the first sacrifices to the LORD in seventy years. They confessed their sins and rededicated their lives to love God and His good laws.

**Scene 3: (End)**
But all too soon, the people and the priests forgot their vows to the LORD. They began to bring sick and injured animals for their sacrifices nor they didn't bring the LORD the full offering from their crops they were supposed to bring. They married women who worshiped idols. The LORD withdrew His blessings from their crops and His protection from their enemies to show them what they had done; but they simply grumbled and blamed Him for their problems. Once more the LORD sent a prophet to urge them to repent so that the LORD would once more bless them. A godly few listened and repented; but most did not. The godly were discouraged about the wickedness of the others. Through Malachi, the LORD encouraged them: He would send a Messiah, His Son Jesus, "the Sun of Righteousness"—purely and perfectly sinless. He would pay for His people's sins on the cross, once and for all. To all who repented and believed in Him, He would send the Holy Spirit to live in their hearts that they would truly love God and His good ways. Then, at the end of time, Jesus would come back and bring an end to all wickedness forever. In that day, they would leap and rejoice like calves released from their stalls.

**Bible Truth Tie-In:** The Bible Truth we are learning is: **The Heart of God's Law Is Love** . Through the prophet Malachi, the LORD urged the people to turn back to loving Him and loving each other by keeping His good laws. He promised great blessings to those who did.

# Sick, Imperfect Sheep on the Altar of Burnt Offerings

**Description**
Children will make a clay Altar of Burnt Offerings and a sick, imperfect sheep to put on it.

**Materials**
Brown clay, about a fist full per child (or salt dough colored with food coloring--recipe on next page)
Black, gray and red markers
Giggly eyes, if desired
Sheep outline copied onto cardstock for each child (next page)
¼"white and/or black pom-poms
Glue sticks

**Preparing the Craft**
1. Separate the clay/salt dough into a clumps the size of a fist.
2. Make a copy of the sheep outline for each child and cut out along sides.
3. Set out cotton balls/white pom-poms, giggly eyes enough for each child's sheep.
4. Set out glue sticks or small bowls of glue for the children to easily share.
5. Set out a toothpick, gray/black markers for each child.

**Making the Craft**
1. Show the sample of the craft you have made.
2. Have children shape their clay/salt dough into an Altar, using Picture #1 to get an idea of what it looked like.
3. Have them make sheep by gluing pom-poms, giggly eyes, etc. to the sheep outline and filling in other facial and other body details with the markers. Use the red marker to make spots/imperfections on the sheep.
4. Fold sheep along top, allowing it to stand up.
5. If there is time, children may add additional carvings to stone slab.
6. Place finished sheep on altar.

**Optional TAKING IT TO OTHERS Activity: Craft Presentation**
If you are presenting the craft to other children or parents the children can hold up their crafts (or your model craft) and read their Bible Truth Connection answers to explain the importance of the craft.

**Salt Dough Recipe**
2 cups of flour
1 cup of table salt
1 cup of water
1 tablespoon of vegetable oil (makes it a little easier to knead)
1 tablespoon of wallpaper paste (gives the mixture more elasticity)
1 tablespoon of lemon juice (makes the finished product harder)

**Directions**
Put plain flour, salt and any, or all, of the optional ingredients into a mixing bowl and gradually add the water, mixing to soft dough. This should be neither too sticky, in which case add more flour, nor too dry, in which case add more water. When mixed remove from the bowl, place on a flat surface and knead for 10 minutes to help create a smooth texture. If possible it is best to let the dough stand for approximately twenty minutes before beginning a project. Unused dough can be stored in the fridge, in an airtight container or cling film, for up to a week. Children always love making models, and as long as you don't add wallpaper paste all of the ingredients are natural. So if they are tempted to put it in their mouths, all it will do is taste incredibly salty.

CASE CRAFT
**Discussion Guide**

**Instructions:**
As the children are settled into making their craft, ask them these questions to help them understand the craft's significance. Use the answers provided to guide the children's answers.

**Discussion Questions**
1. Where did the people and the priests offer up worship gifts (sacrifices) to the LORD? *On the Altar of Burnt Offerings at the Temple in Jerusalem.*

2. What were these offerings supposed to be like?
*They were to be only the best, most perfect sheep and other animals and grain.*

3.What were the offerings like that the people and the priests made? What did this say about their love of God?
*They only offered up sick, imperfect sheep and other offerings because they didn't love the LORD enough to sacrifice to Him their best animals as He deserved and His laws required.*

4. What is the Bible Truth that we are learning?
*The Heart of God's Law Is Love .*

5. What does our craft have to do with our Bible Truth: The Heart of God's Law Is Love?
*The people brought their sick and diseased animals to offer the LORD as if the point of God's Law was sacrificing something to the LORD. But the heart of God's Law Is Love. Even the kind of sacrifice someone brought showed how much they loved the LORD. The people's sick and diseased sacrifices showed how little they cared about Him.*

6. What can this craft help us remember?
*How we care about and obey God's Laws tells us something about our love for Him. We can ask God to help us love Him and others better by keeping His Laws more completely.*

TAKING IT TO OTHERS
**Craft Presentation**

**Instructions:**
Have children hold up your model craft/their crafts. Choose five children (or you say) the five sections below to explain the craft's importance.

**Presentation:**
1. Our craft is: Sick, Imperfect Sheep on the Altar of Burnt Offerings.

2. At the Temple, the people and the priests offered up sick, imperfect sheep on the Altar of Burnt Offerings because they did not love the LORD enough to sacrifice to Him their best animals as He deserved and His laws required.

3. Bible Truth 5 is: The Heart of God's Law Is Love.

4. The people brought their sick and diseased animals to offer the LORD as if the point of God's Law was sacrificing something to the LORD. But the heart of God's Law Is Love. Even the kind of sacrifice someone brought showed how much they loved the LORD. The people's sick and diseased sacrifices showed how little they cared about Him.

5. Our craft can help us remember that how we care about and obey God's Laws tells us something about our love for Him. We can ask God to help us love Him and others better by keeping His Laws more completely.

Note: Even non-readers can participate in presenting the craft, if you will whisper what they are to say in their ear and let them say it aloud for the others to hear.





# TREAT SOMEONE LIKE A VIPP Pray for a Very Important Prayer Person P.1

## BEFORE CLASS:

### 1. PICK YOUR PERSON

VIPPs can be anyone in your church! Typically, they fall into 6 categories: Church staff, Elders, Deacons/deaconesses, Special Volunteers (people who aren't paid, but spend a lot of time helping out in particular ways), Supported Workers (aka missionaries), and Church Members.

### 2. GATHER YOUR FACTS

Use the VIPP Information Sheet to write down the facts about your VIPP. The information on this worksheet is used in the VIPP activities, listed in the "Choose an Activity" section below.

## DURING THE ACTIVITY:

### 1. INTRODUCE YOUR VIPP

Introduce your VIPP to the children, using the VIPP Information Sheet. Fill in a set of VIPP Clue Cards with the information for your VIPP. If desired, you can even have the actual person come into class for the children to meet.

Need help describing what someone does for the church in a kid-friendly way? Check out the list of common VIPPs on the Praise Factory website in the PFI resources. There are lots of kid-friendly descriptions for common VIPP's, such as pastors, elders, deacons and a lot more.

### 2. PRAY!

Lead the children in praying for the VIPP. Ask the children if they would like to pray for one of the VIPPs prayer requests. Even non-readers can pray for the VIPP if you whisper the prayer request in their ear, then let them say it aloud. Never force a child to pray!

### 3. CHOOSE AN ACTIVITY

There are two activities you can use to help the children learn about the VIPP:

**VIPP Clue Cards:** These are nine coloring sheets in which children fill in the nine things they learn about the VIPP from the VIPP Information Sheet. Photocopy a set of each child. Use as few or as many of these Clue Cards as you desire.

**VIPP Game:** This is a game that uses a set of Clue Cards for one or two VIPPs.
Choose a VIPP and fill in his/her information on the VIPP Information Sheet. Fill in a set of VIPP Clue Cards with the information for your VIPP. Tell the children about the VIPP, having them fill in the VIPP Clue Cards with the key facts as they learn them. Write any words the children need to write on a white-board or other piece of paper so they can see how to spell them. Help younger children write these words on their clue cards. Ideas for how to tell the children about many common VIPPs are listed at praisefactory.org with the resources for this Bible Truth.

**Optional TAKING IT TO OTHERS Activity: Introduce and Pray for the VIPP**
If you are presenting the VIPP to other children or parents you can assign children to hold up the 10 clue cards and say what each card tells about the VIPP. (Or, you can have the children hold them up as you tell what each one means.) Then lead the children in praying for the VIPP.

# Game: Mix and Match

**Materials**
Information for two VIPPs
2 Set of Clue Cards
Bag

**Preparing the Game**
1. Fill in one set of clue sheets for each of the VIPPs you are using.
2. Put all the Clue Cards in a bag, except for the ones with the names and pictures of the VIPPs.

**Playing the Game**
***Reveal:*** Tell the children about each VIPP, showing them your filled-in clue cards as you tell about them.

***Review:*** Put all the Clue Cards for both VIPPS in the bag. Mix up. Have children take turns pulling clues out and have the class try to remember which clue goes with which VIPP. You can make this a team game by splitting the children into two teams and giving points when their team players correctly put a clue in the right place.

# VIPP INFORMATION SHEET P.3

## VIPP NAME:

_____

## VIPP GROUP OF SERVICE:

Church Member  Deacon

Elder  Church Staff

Special Volunteer  Supported Worker (Missionary)

## WHAT VIPP LOOKS LIKE

Man or Woman? _____

Hair color? _____

Eye color?_____

## FAVORITE ANIMAL

_____

_____

## FAVORITE FOOD

_____

_____

## FAVORITE FREE TIME ACTIVITY

_____

_____

## WHAT VIPP DOES DURING WEEK

_____

_____

_____

_____

## 3 WAYS VIPP SERVES CHURCH

_____

_____

_____

_____

_____

_____

_____

_____

## 3 WAYS TO PRAY FOR THE VIPP

_____

_____

_____

_____

_____

_____

_____

_____

# BIBLE TRUTH 5, LESSON 2: PLANNER/OVERVIEW

## GETTING STARTED: Welcome and Opening Songs *(introduce unit and get kids moving with these songs)*

**Welcome to Praise Factory:** PFI: Praise Factory Investigators Theme Song *PFI ESV Songs 7 CD, Track 1*

**Rules to Help Us Worship God and Love One Another:** WoGoLOA Classroom Rules Song *PFI ESV Songs 7, Track 2*

**Big Question Under Investigation:** Big Question 7 Songs *PFI ESV Songs 7 CD, Tracks 3,4*

**Big Question Bible Verse:** Psalm 19:7,9,10,11 Songs: *PFI ESV Songs 7, Tracks 5,6,7*

## DIGGING DEEP DOWN: Key Concept and Story *(introduce the Bible Truth and tell the related story)*

**Bible Truth 5:** The Heart of God's Law Is Love

**Bible Truth Hymn:** Take My Life and Let It Be, v.1 *PFI ESV Songs 7, Track 22*

**Bible Verse**: Matthew 22:36-40

**Bible Verse Song:** Love the Lord *PFI ESV Songs 7, Track 23*

**Lesson 2 Story of the Saints:** The Case of the Bold Bridge-Builder

## TAKING ACTION: Response Activities *(choose from among these activities)*

**Snack and Discussion Planner:** Fritz's French Bread and Water

**ACTS Prayer:** Prayer Sheet

**Bible Truth Review:** Discussion Questions and Game: Inspecting the Troops

**Bible Truth Hymn:** Take My Life and Let It Be, v.1 *PFI ESV Songs 7, Track 22*
Song, Sign Language and Song Game: Word Take Away **PFI ESV Songs 7 BOOK or ONLINE**

**Bible Verse Review:** Matthew 22:36-40 Discussion Sheet and Game: Take a Step Back

**Bible Verse Song:** Love the Lord Matthew 22:36-40 *PFI ESV Songs 7, Track 23*
Song, Sign Language and Song Game: Big Voice, Little Voice **PFI ESV Songs 7 BOOK or ONLINE**

**Story Review:** Discussion Questions and Game: Triple Play Baseball

**Case Replay, Jr: Drama Activity for Youngest Children** (children do same story actions together)

**Case Replay, Sr: Drama Activity for Most Children** (children re-tell story with individual parts)

**Craft:** Fritz's Journal

**VIPP (Very Important Prayer Person) Prayer Time:** Coloring Sheets (back of book); Game: Picture Run

## TAKING IT HOME: Take Home Sheet for Review and Family Devotions

**PFI Pronto:** Bible Truth 5, Lesson 2 **PFI ESV PRONTOS 7 BOOK or ONLINE**

# STORY OF THE SAINTS P.1

**The Case of the Bold Bridge-Builder** by Connie Dever

**Our story is called:**
**The Case of the Bold Bridge-Builder.**

**As you listen to the story, see if you can figure out:**
1. Who was the Bold Bridge-Builder? How was he bold?
2. Why was he so bold? What was he trying to do?

This story doesn't take place in Bible times. It takes place in the 1760's in Germany.

Fritz Oberlin sat in his cold attic room in Strasburg, Germany, writing in his journal: "January 1, 1760. "Lord, You are God. This day I promise myself to You. I want to use all that I am to love You and others with my heart, mind, soul and strength," he wrote.

Fritz took his promise seriously. He worked hard. He studied the Bible, surgery and medicine, plant life and French in school. He made himself eat only salted bread for dinner and slept on his cold, hard attic floor. Why did he do these things? Because Fritz wanted God to call him to be a pastor in a difficult place where life would be hard and all these skills needed. He wanted to be joyful and content as well as prepared for whatever the Lord wanted him to do.

The Lord certainly was preparing Fritz to serve Him in a very difficult place, but it was not the army, as Fritz thought. And one cold night in February, only about a month after writing that promise to the Lord, Fritz was to find out what that difficult place was to be.

There was a knock at the door:

"Come in," Fritz called out.

"Hello, Mr. Oberlin. My name is Pastor Stuber. You don't know me, but I have heard of you. I've been told that you want to be a pastor in a difficult place. I believe I have the job for you," he told Fritz. I think God has been preparing you to take my place as pastor at Waldbach in the Vosges Mountains."

"But why there? And why me?" Fritz asked.

"For hundreds of years, the mountain people who live there have suffered terribly. War after war between France and Germany has left Waldbach and the other little villages in shambles. The people used to make a good living as farmers and as miners in the copper mines in the mountains, but the soldiers destroyed the roads and bridges, the crops, and the houses. The hundred or so families who still live there barely have enough food to keep themselves alive. They do not know how to grow good crops. There are few tradesmen among them to build or repair the things they need. The bitter cold winters leave snow on the ground six months of the year and many families have to share clothes and shoes because they don't have enough of for each person to wear. A rich person in Waldbach is someone who has enough bread to eat for the year! When I came to Waldbach, they did not have Bibles. They did not know God's laws. Most of them could not read or sing. Their pastors had not even told the good news about Jesus," Pastor Stuber told him.

"For ten years I have worked with the people in Waldbach and the other poor mountain villages nearby," Pastor Stuber continued. "I have bought them Bibles and started simple, little schools. They are learning to read the Bible and sing hymns. I have taught them the good news of Jesus at school and at church. But all of this is no more than a beginning. Their living conditions are still so poor. The people are slow of heart to change. So much more needs to be done for their bodies and their souls," he said.

"I wish I could stay and help them longer, but my wife is deathly ill. I, myself, am too sick to continue. Someone else must take up the work, but I didn't know who. Then I heard about you, Fritz. God has prepared you well for it. Would you be willing to take the good news of Jesus to them in my place, and help them?" Stuber asked

"Yes, I will go," Fritz replied. "I will go and love these people, both body and soul."

In God's kindness, Fritz was not to go alone. His sister, Sophia begged their parents to let her go and keep

**Story-telling Tips**
Ahead of time:
1. Read the Bible verses and story. Pray!
2. Create story cue cards on index cards (or highlight text).
3. Practice telling story dramatically, timing your presentation Shorten, if necessary to fit your allotted time.
4. Decorate area with story props that help bring your story alive.

During your presentation:
1. Maintain as much eye contact as possible as you tell the story. Point to/use props at important points in the story. Include the kids in your story with a few questions about what they think will happen or words/concepts that might be new to them.
2. Watch the kids for signs that their attention span has been reached. Shorten, if necessary.

house for him. Her love for God and for these people made her eager to endure hardship for them. Their parents said yes. And so it was that Sophia and Fritz left Strasburg for Waldbach in the Vosges Mountains.

As they traveled through the mountains to Waldbach, they could see how right Pastor Stuber had been about everything. Turning off the well-traveled Rothau road, they headed for Waldbach on the only path there was—just a poor, dirt trail. When they reached the banks of the River Bruche near Waldbach, there found there was no bridge. Their only choices were to turn back or risk the cold, swirling waters. They chose the risk. Into the river went horse, luggage and all. Somehow they managed all get across safely.

When they entered Waldbach, what a sad sight it all was! How miserable looking were the little huts and the poor people who lived in them! Fritz could see why these poor living conditions had left Stuber and his wife so ill. It looked like an impossible job.

But Fritz and Sophia did not turn back. Why? Because of the great love the Holy Spirit had worked in both of their hearts for God and for others: "Lord, You are God. This day I promise myself to You. I want to use all that I am to love You and others with my heart, mind, soul and strength," Fritz had vowed long ago. He would not give up now. Sophia agreed with him completely. They would stay and live out God's Law among these people. They would try to show them what it meant to love God with all their heart, mind, soul and strength; and to love others as themselves. They would love these people, body and soul.

Fritz had come to these people first of all as their pastor. He knew more than anything else they needed to know God's Word. From the very first Sunday, he began to preach the good news of Jesus boldly from the pulpit. "God, our Creator and King, offers forgiveness of sins through Jesus to all who turn from their sins and trust in Him as their Savior. Turn to Him this day and become His people," he urged them.

But the people didn't want to hear that they were sinners. They didn't want to repent and believe. "This pastor wants us to change too much," they grumbled. "We'll teach him a thing or two," some of them said. "When he passes by on his horse, we'll throw water on them and make his horse spook and run off with him. "We'll sneak up on him and beat him up," others decided. "That should get rid of him."

Fritz found out about both of the plans. But instead of running him off, the threats made Fritz even bolder. He went straight up to those people and told them: "You know neither me nor my horse. My horse is too fast for you to catch. And we are here to love you body and soul. You cannot stop us from telling you the good news of Jesus. You cannot scare us into leaving, no matter what you do to me. I will even leave my horse at home and go on foot, so you can get me wet and beat me up all the more easily."

God used Fritz' boldness and love to change his enemies. They came to church. The Holy Spirit worked in their hearts as they listened. Now they began to love God with their heart, mind, soul and strength and each other, too.

Fritz and Sophia didn't only want to change the hearts of the people of Waldbach. They wanted to ease their miserable way of life, too. "These people need better education. They need to learn all about the Law of God so that they can live out their love for Him and each other as He has told them to in the Bible. They need to know how to grow better crops and make all sorts of things. They need roads and bridges to connect their village to markets in other towns to sell the good things they will grow and make," they decided.

But once more the people grumbled about the changes Fritz planned. "We don't have money to build school buildings. We don't know how to build bridges or blast rocks to make roads. It would be easier to go to the moon than to do what you plan," they told him.
But Fritz and Sophia did not give up. They would keep on loving these stubborn people, body and soul! They kept trusting that God would help change these people's lives, just like He had begun to change their heart. somehow the LORD would fulfill these plans for schools, jobs, roads and bridges. They were certain.

And sure enough He did! Christians from other places sent money to help them build the schools. Soon children were learning history, English and math, the Bible and hymns. The girls learned how to sew, weave, knit. The boys also learned how to grow good crops and care

for fruit trees. Fritz brought in craftsmen from other towns to teach the young men how to be blacksmiths, carpenters, wheelwrights, and shoemakers. The children took home what they learned at school and shared it with their parents at home. Waldbach had begun to change.

Together Fritz and the men blasted rocks, leveled ground and lay a bridge across the River Bruche. At last, Waldbach was connected to the world. Its goods could easily be taken to market and the people begin to make money enough to take good care of their families.

Fritz Oberlin stayed in Waldbach for eight years until he was called away to Pennsylvania in America to help another, even poorer village of people. But never did the villagers of Waldbach forget their dear pastor who had loved them, body and soul. Next to the bridge over the River Bruche stands a plaque that says: "Bridge of Charity," or "Bridge of Gifts Given in Love." How true it was, for this bridge, as well as everything else Fritz did in those eight years, had been Fritz Oberlin's gift of love given to the people of Waldbach.

## Cracking the Case:

**It's time to answer our Case Questions.**

**1. Who was the Bold Bridge-Builder? How was he bold?** Fritz Oberlin. He was bold in how he preached the gospel, helped the people and built the bridge, even when everyone was against him.

**2. Why was he so bold? What was he trying to do?** He was so bold because he wanted to love God with all his life. That meant he would try to love God most of all, and to love others as himself, as Jesus said summed up God's laws. He did everything he could to love the people of Waldbach, body and soul.

## Something For You and Me

**Our Bible Truth is: The Heart of God's Laws Is Love**

**Our Bible Verse is: Matthew 22:36-40**

""Teacher, which is the great commandment in the Law?" And he said to him, "You shall love the Lord your God with all your heart and with all your soul and with all your mind. This is the great and first commandment. And a second is like it: You shall love your neighbor as yourself. On these two commandments depend all the Law and the Prophets."

Fritz longed to love God and others like our Bible Verse says. God helped Fritz to love like this and He can help us, too. How? When we turn away from our sins and trust in Jesus as our Savior. When we do, God will make us His people and send His Holy Spirit to work in our hearts, helping us to love God and others like this, too.

Let's thank God for His amazing power to put love like this in His people. Let's ask Him to work like this in us, even today. *Close in prayer.*

## Closing ACTS Prayer

**A** God, we praise You for being the Giver of love for You and for others. It is only by Your grace that Fritz and his sister could keep loving the people of Waldbach the way they did.

**C** God, we confess that many times, we are not like Fritz and his sister. We do not try to love You the most or love others as much as we love ourselves. Many times we only want to do what is easiest for us.

**T** God, we thank You that You care for the needs of both the bodies and the souls of people. Thank You for the powerful way You work in the hearts of Your people to selflessly care for others, even when they are mean and ungrateful.

**S** God, work in our hearts that we see our sin, turn away from it and trust in Jesus as our Savior. Help us to love You most of all. Help us to selflessly love others, as Fritz and his sister did.

## Special Words

**Blacksmith:** Someone who works with very hot iron and shapes it into tool and other useful things.

**Carpenter:** Someone who works with wood and builds buildings and furniture.

**Wheelwright:** Someone who makes wheels, such as for wagons and carts.

# ACTS PRAYER ACTIVITY

Use this sheet to write down your ACTS Prayer

**Instructions:**
Use this sheet to help the children apply the Bible Truth into a prayer. You can use the ACTS provided or even better, have the kids think of their own applications. Also have the children add their personal requests to the prayer, too. Lead the children in the prayer or let them pray sections, with your help. Never force a child to pray! Non-readers can participate by you whispering a section of the prayer into their ear and allowing them to pray it aloud for the group.

## ADORATION:

God, we praise You for being the Giver of Loving Laws.

God, we praise You for being.....

Add your own Adorations:

## CONFESSION:

God, we confess that we have chosen not to love You or others according to Your loving laws. We need a Savior!

God, we have sinned against You....

Add your own Confessions:

## THANKSGIVING:

Thank You, God, for giving us Your laws so we might know what it means to live a life of love towards You and others.

God, we thank You for...

Add your own Thanksgivings:

## SUPPLICATION:

God, work in our hearts, that we might all turn away from our sins and trust in Jesus as our Savior. Help us truly love You and others, as You have told us to in Your laws.

God, we need Your help...

Add your own Supplication:

## SNEAKY SNACK

Can you figure out how this snack relates to the story?

**Snack: Fritz's French Bread and Water**

"Salted" French bread and water, like what Fritz ate at dinner to prepare to be an army chaplain. You might want to sprinkle a little salt on the bread for the children to taste. If they don't like the taste, they can brush it off easily enough. You might also want to have butter on hand for them to put on the bread after trying it just with salt.

This is only a suggestion. Feel free to modify. Be mindful of allergy issues among your children!

**Case Tie-in:** Fritz wanted to serve the Lord by going to some place very difficult to tell people about Jesus and show God's love to them. He prepared himself for the hard condition he would face by eating very simple meals, like French bread and water.

## SOUL FOOD

Food for thought during snack time

1. What does the snack have to do with the story?

Choose a few questions from the other activity discussion sheets to talk about during this snack time.

2.

3.

4.

5.

6.

7.

# BIBLE TRUTH 5 REVIEW P.1

Directions: Read and discuss Bible Truth, using a FEW of the questions. Play game. Feel free to modify the game to fit your children.

**The Heart of God's Law is Love**

Love is more than just a good feeling we have inside our hearts. Real love acts in love towards others.

God gave us His laws to tell us how we should live if we would love God and others. They tell us that we should always love God most of all. They tell us to love others as much as we love ourselves. Jesus said that to love God most of all, and to love others as yourself, sums up all of God's Laws.

Jesus lived a perfect life of love that fulfilled all of God's laws. He lived this way because He loved God most of all. This is the only way He would ever want to live. He also did this as part of God's plan to save His people. He offered His life lived in perfect obedience to God's laws as the perfect sacrifice for their sins when He died on the cross. All who turn away from their sins and trust in Him as their Savior are forgiven for all the ways they break God's law. They receive eternal life with God as His free gift to them.

Jesus paid for their sins, that doesn't mean God's people don't care about God's laws anymore. God's laws are how God wants His people to live. They are always the best way to live because they are perfectly good and loving. Like Jesus, God's people want to keep God's laws because God's people love God and want to please Him. The Holy Spirit living in their hearts helps God's people keep God's laws so that they love God and others in ways they never could before.

**Understanding the Bible Truth**

1. What is real love like? *More than just a good feeling in our hearts; it acts in love towards others.*
2. What did God give us His laws to tell us? *To tell us how we should live if we would love God and others.*
3. How do God's laws tell us to love God? *Most of all.*
4. How do God's laws tell us to love others? *To love others as much as we love ourselves.*
6. What did Jesus say sums up all of God's Law? *To love God most and to love others as yourself.*
7. What kind of life did Jesus live? *A perfect life of love. He loved God most of all and others as much as Himself. He kept all of God's laws.*
8. Why was it so important that Jesus live a perfect life? *It was a part of God's plan to save His people.*
9. Did Jesus fulfilling all the requirements of God's Law for God's people's salvation mean they don't need to live by God's laws anymore? Why or Why not? *No. Because God's laws are how God wants His people to live. They are always the best way to live.*
10. Why do God's people want to keep God's laws? *Because they love God and want to please Him. Not because they have to in order to be saved.*
11. How does the Holy Spirit help God's people? *He lives in their hearts, changes them and gives them strength to keep God's laws, to love God, and to love others in better ways than they ever could before.*

**Bible Truth Story Connection Questions**

1. How did Fritz show that in his heart he felt he wanted to keep the heart of God's law by loving God most and loving others as himself? *He wrote down his desire to live simply, give generously and to dedicate his whole life to do whatever the Lord wanted him to do.*
2. How did Fritz show with his life that he truly was seeking to keep the heart of God's law by loving God most and loving others as himself? *He actually did live simply and give generously. He was willing to accept God's call on his life to help the people of Waldbach. He was willing to endure great hardship in order to tell them the good news of Jesus and help improve their miserable way of life.*

**Bible Verse Connection Question**

1. What does our Bible Truth have to do with our **Bible Verse: Matthew 22:37,39-40**:""Teacher, which is the great commandment in the Law?" And he said to him, "You shall love the Lord your God with all your heart and with all your soul and with all your mind. This is the great and first commandment. And a second is like it: You shall love your neighbor as yourself. On these two commandments depend all the Law and the Prophets."?
*These verses are Jesus explaining that the heart of God's Law is love for God and for others.*

# BIBLE TRUTH 5 REVIEW P.2

**Life Application Questions**

1. What does the way we break God's laws tell us about ourselves? *It shows us how we are really loving ourselves more than we love God and others.*
2. What does it look like to love God most of all? *A life that chooses to please God, even when it is very hard. A life that trusts Him even when what He has planned doesn't make sense or is hard. A life that takes joy in pleasing God. It looks like Jesus!*
3. What does it look like to love others as ourselves? *To treat them in the same loving way as we would want them to treat us.*
4. If we know that God's laws are the best and most loving way to live, why is it so hard for us to keep them? *The sin in our hearts tempts us to think that God's ways are not the best and most loving way to live. Also, many times, we just want to do what seems best for us, rather than thinking about what will be best for God's glory or for the good of others.*
5. When will God's people's hearts at last live out the heart of God's love? *In heaven, when God changes their hearts to love Him most of all and to love others perfectly.*
6. How can we become one of God's people? *By turning away from our sins and trusting in Jesus as our Savior.*

**ACTS Questions**

1. What is something we can praise God for because of this Bible Truth? *Praise God for being the Giver of Loving Laws.*
2. What are sins we can confess to God because of this Bible Truth?
*Confess ways that we have chosen not to love God or others according to His loving laws.*
3. What is something we can thank God for because of this Bible Truth?
*Thank Jesus for offering up His life as the perfect sacrifice for God's people's sins.*
4. What is something we can ask God for because of this Bible Truth?
*We can ask God to work in our hearts that we would want to turn away from disobeying Him and trust in this wonderful Jesus as our own Savior. Ask God to work in our hearts and lives by His Holy Spirit that we might truly love Him and others as He has revealed in His laws.*

**The Gospel**

1. The heart of God's Law is love, but we do not love God or others as we should. We deserve God's punishment! Is there any hope for us? What is the gospel?
*Yes, there is! God is the good Creator and King of the world. He made people to worship Him and live by His good laws. But we are all sinners who have rebelled against Him. We all deserve death--God's just, eternal punishment for our sins. How terrible! But God has good news for us. In His great mercy, God sent His Son Jesus to earth to save sinners. Yes, Jesus, the perfect Son of God, left His home in heaven and became a man. He lived the perfect life that pleases God. (He's the only one who has ever done that!) He offered it up to God His Father as the perfect sacrifice for sins when He suffered and died on the cross. Then, on the third day, Jesus rose from the dead in victory. He had fully paid for the sins of God's people, so they wouldn't have to! Now all who turn away from their sins and trust in Jesus as their Savior will receive forgiveness of sins and eternal life with God. They will be His very own special people who will know Him and enjoy Him forever. We can be God's people, too, if we turn from our sins and trust in Jesus as our own Savior.*

# Game: Inspecting the Troops

**Materials**
Crown (if desired)
Bible Truth Questions

**Preparing the Game**
1. Choose 20+ questions for your game from the Bible Truth Discussion Questions, or make up your own.
2. Write the Bible Truth questions on small thin strips of paper (or make a photocopy of the Bible Truth Discussion Questions and simply cut them into strips) and put them in the bag/bowl.

**Playing the Game**
Tell the children that they are the Queen's/King's soldiers and are to follow her/his every command. Have the soldiers march, pretend to hold out their swords, ride their horses, etc. Then, finally have them stand at attention, very still and showing no emotion. Tell them that you are the Queen/King and have come to inspect the troops. (Put on the crown). You have to remove anyone who is not very straight and still, and show no emotion. As you inspect the troops, make faces or say things to try to get the troops to break into a smile, etc. Watch them for movement. Whoever breaks a smile or moves, etc. told to step forward and must answer a question to be reinstated to the Troops. If it is just one soldier, he/she may choose two other soldiers to help them answer the question. If the soldier (and the soldiers he chose to help him) answer the question correctly, everyone goes back into the line. If they get it wrong, they must wait out one turn. If desired, let some of the children take turns being the king/queen.

Game continues as number of questions, time, and attention span allow.

NOTE: Have the children who remain out help you to give commands to the troops.

**Non-competitive Option**
Don't exclude the soldiers from the Troops, even if they get the wrong answer. Do put the answer back in the bag to be reviewed again.

**Optional TAKING IT TO OTHERS Activity: Quiz Questions**
Have the children choose a few of the questions from the game to ask the parents/other children during TAKING IT TO OTHERS time. Help pre-readers by whispering the question in their ear and letting them ask it aloud to the parents/other children. Make sure you read the Bible verse aloud before you ask your questions.

# BIBLE TRUTH HYMN P.1

Directions:
1. Write words to song in large print before class.
2. Play the song for the children, helping them follow along on the song sheet.
3. Discuss the song, using a few questions from the discussion sheet. *Don't use them all!*
4. Introduce sign language for key words of your choice from sign language sheet for your song. Use as few or as many as you think the children can learn.
5. Sing and sign the song. Sign language as well as large format lyrics and sheet music are found in the PFI Unit Songbook or online.
6. If desired, play the Song Game.

**Optional TAKING IT TO OTHERS Activity: Presenting and Singing the Song**
1. Sing and sign the song, encouraging the watching children/parents to join in.
2. Ask the class some of the questions listed below. The Bible Truth Connection Question is particularly good to help them understand how the song ties in with the Bible Truth.

**Take My Life and Let It Be**

**Verse 1**
Take my life and let it be,
Consecrated, Lord, to Thee;
Take my hands and let them move
At the impulse of Thy love,
At the impulse of Thy love.

**Listen to it on PFI ESV Songs 7, Track 22**

## Understanding the Song

1. What does it mean to ask God to take your life and consecrate it to Him? *To consecrate something means to set something apart for a special purpose. Asking God to take your life and consecrating it to Him means to have Him use your life to do something special just for Him.*
2. What is an impulse? *An desire to do something for a particular reason.*
3. What is God's love like? *God's love is greatest for Himself, since He is the most wonderful person to know. He alone is perfectly good and loving. His special love for His people endures forever. Because of His love for them, He sent Jesus to save them, covering over their many sins with His very own blood. His love for all people is patient, kind, compassionate; it is always more than we deserve. It takes no joy in evil. It rejoices with the truth.*
4. What would the impulse of God's love be like? *A desire to do things that display God's love for Himself and for others. It would be loving God most of all, and loving others as much as we love ourselves.*
5. What kinds of things could we do with our hands that more at the impulse of God's love? *To God: lift our hands in praise of God; write down words that praise God; make beautiful things that reflect His glory, etc. To others: serve them and take care of their needs; give them hugs; write words of encouragement, etc.*

## Bible Truth Connection Question

1. How does this song relate to our **Bible Truth: The Heart of God's Law Is Love**? *It is a prayer to God to help us keep the very heart of His Law by making everything we do with our hands an impulse of His love. God's laws show us what it means to have our hands move at the impulse of His love.*

## Story Connection

1. How does this song relate to today's story? *Fritz prayed that his life be consecrated to God. He wanted the Lord to take his hands, to take his life and use it however He wanted to. So Fritz went to Waldbach and loved the people with God's love. He taught them the good news of Jesus. He trained their children and even built a bridge for them.*

# BIBLE TRUTH HYMN P.2

**Bible Connection Question**

1. What does this hymn have to do with our Bible Verse: **Matthew 22:36-40:** ""Teacher, which is the great commandment in the Law?" And he said to him, "You shall love the Lord your God with all your heart and with all your soul and with all your mind. This is the great and first commandment. And a second is like it: You shall love your neighbor as yourself. On these two commandments depend all the Law and the Prophets."?
*All of God's Word--called the Law and the Prophets in Jesus' day--are based upon loving God most of all and loving others as we love ourselves. God's people want God to take their lives and use them to love God and others like this. They know they can't do this on their own. They need God fill their heart with His love and help them live out God's love in everything they do.*

**ACTS Questions**

1. What is something we can praise God for from this hymn?
*Praise God for being the Powerful Worker of His Will in the Hearts of His People.*
2. What are sins we can confess to God from this hymn?
*That many times we don't want God to take our lives and consecrate them to Him. Many times we don't want to do His will, but our own. We deserve His punishment! We need a Savior!*
3. What is something we can thank God for from this hymn?
*We can thank God His good plans for His people. His will never will be to do something bad. It is always loving and good.*
4. What is something we can ask God for from this hymn?
*That God would work in our hearts that we might turn from our sins and trust Jesus as our Savior. We can ask Him to consecrate our lives. We can ask Him to take our lives and work in them so that they move at the impulse of His love.*

**Life Application Questions**

1. How can God's people be affected by the message of this song? *We can praise God for giving us His Laws that show us how to love Him and love others. We can ask Him to send His Holy Spirit to help us to turn from our sins and trust in Jesus as our own Savior. We can ask Him to put love for God and others in our hearts and cause our hands to move at the impulse of His love.*

**Gospel Question**

1. Why do all people need for God to work in their lives? Why don't they just love God as they should? What is the gospel?
*God is the good Creator and King of the world. He made people to worship Him and live by His good laws. But we are all sinners who've rebelled against Him. We all deserve death--God's just, eternal punishment for our sins. How terrible! But God has good news for us. In His great mercy, God sent His Son, Jesus to earth as a man to save sinners. He lived the perfect life that pleases God. (He's the only one who's ever done that!) He offered it up to God His Father as the perfect sacrifice for sins when He suffered and died on the cross. Then, on the third day, Jesus rose from the dead in victory. He had fully paid for the sins of God's people, so they wouldn't have to! Now all who turn away from their sins and trust in Jesus as their Savior will receive forgiveness of sins and eternal life with God. They will be His very own special people who will know Him and enjoy Him forever. We can be God's people, too, if we turn from our sins and trust in Jesus as our own Savior.*

## Song Game: Word Take Away

**Materials**
Sign Language Signs and Song
White board and marker
Eraser

**Preparing the Game**
1. Write the words to the song on a white board.

**Playing the Game**
1. After children have learned the song and signs well, then tell the children that you are going to leave out words from the song (that you've learned signs for) and just do the sign in its place.
2. Have the children help you choose a word to take out. Erase the word from the board. Review the sign the for erased word.
3. Sing the song, trying to remember to NOT sing the word and do only the sign.
4. Continue to take out words until all of the words (with signs) have been taken out.

Game continues as number of questions, time, and attention span allow.

# BIBLE VERSE REVIEW P.1

choose a FEW questions for discussion, then choose the game and/or music activity

***Meditation Version: Matthew 22:36-40***

""Teacher, which is the great commandment in the Law?" And he said to him, "You shall love the Lord your God with all your heart and with all your soul and with all your mind. This is the great and first commandment. And a second is like it: You shall love your neighbor as yourself. On these two commandments depend all the Law and the Prophets."

***Alternate Memory Version: Matthew 22:37,39-40***

"You shall love the Lord your God with all your heart and with all your soul and with all your mind...You shall love your neighbor as yourself. On these two commandments depend all the Law and the Prophets."

**Understanding the Bible Verse**

1. What is a commandment? *Something God tells us that we must do.*
2. What is the Law? *The word 'law' (with a little 'l') means any set of rules that a group of people set up to live by. But when the word 'Law' (with a big 'Law') is used in the Bible, it means the Law of Moses which is the name for the first five books in the Bible that the LORD had Moses write down. These books contain the 10 Commandments and the many other laws that God gave to His people to live by.*
3. Which commandment did Jesus say was the greatest commandment in the Law? *"Love the Lord your God with all your heart and with all your soul and with all your mind."*
4. What does it mean to love the Lord with all your heart? If you love Him with all your heart, does that mean there is no room to love anything or anyone else? *It means to have nothing that you love more than Him. It doesn't mean we don't love anything else, just that our love for Him comes first. Our love for others flows out of our love for Him.*
5. What is the difference between your heart and your soul? *God gave each human a soul to know and love God. Another word for soul is spirit. It never dies, even when our bodies do. We cannot see our soul, but it is inside of us. The word heart is a bit tricky. Sometimes it is used by itself in the same way as spirit. When it is used together with soul (as it is in this verse), it means your feelings and desires.*
6. What does it mean to love the Lord with all your heart and soul? *Soul: To worship and honor Him as God alone. Heart: To delight in knowing Him. To want everyone to praise the greatness of His name.*
7. What is a mind? What do we use our minds to do? *Our minds are our brains. We think with our minds. We use it to decide what is true; to make plans and to learn about things. We use our minds to do everything we do.*
8. What does it mean to love the Lord with all your mind? *To think about God. To learn about His great Truths, presented in the Bible. To make pleasing Him shape what we plan to do and how we do what we do.*
9. What is the second great commandment? *"Love your neighbor as yourself."*
10. Who is your neighbor? How do you love them as yourself? *Not just the person who lives next door to you, but everyone we come in contact with. We treat them with the same godly kindness, love, mercy, compassion, respect, etc. that we would want if we were in their situation.*
11. What does it mean the all the Law and Prophets hang on these two commandments? *"The Law and the Prophets" means all of the Old Testament Bible (that was all they had in Jesus' day.) Jesus meant that all of God's others commandments given in the Bible all have to do with loving God and loving others.*

**Bible Truth Connection Question**

1. What does this verse have to do with the **Bible Truth: The Heart of God's Law Is Love?** *Loving God and loving others is what is behind every single law that God has given us to live by.*

**Story Connection Questions**

1. How does this verse relate to our story? *Fritz lived a life of loving God and others by being willing to endure great hardships to tell the people of Waldbach about Jesus and helping to improve their miserable lives. He taught them the words of God's Laws; he showed them the love which was the heart of them in how he cared for them.*

# BIBLE VERSE REVIEW P.2

**Life Application Questions**

1. How can you love God with all your heart today? Your soul? Your mind?
2. What is the first step we each need to take to love God with all our heart, soul and mind? *We need to turn away from our sins and trust in Jesus as our own Savior.*
3. Can we ever love God perfectly*? No! We are sinners. Not even God's people love God perfectly because they still have sinful hearts…but they wish that they could! Only Jesus loved God perfectly.*
4. Who are your neighbors, God wants you to love as yourself?

**ACTS Questions**

1. What is something we can praise God for from this Bible Verse? *Praise God for being worthy of our love most of all.*
2. What are sins we can confess to God from this Bible Verse? *Confess that we have not loved God or others as God calls us to. We deserve God's punishment! We need a Savior!*
3. What is something we can thank God for from this Bible Verse? *We can thank God for sending Jesus to save all those who repent of their sins and trust in Him. He will even forgive us for not loving Him and others as we should.*
4. What is something we can ask God for from this Bible Verse? *We can ask God to work in our hearts that we would want to turn away from disobeying Him and trust in this wonderful Jesus as our own Savior. We can ask Him to work in our hearts that we would love Him and others as He wants us to.*

**The Gospel**

1. We do not love God or others as God calls us to. We deserve His punishment! Is there any hope for us? What is the gospel?

*Yes, there is! God is the good Creator and King of the world. He made people to worship Him and live by His good laws. But we are all sinners who have rebelled against Him. We all deserve death--God's just, eternal punishment for our sins. How terrible! But God has good news for us. In His great mercy, God sent His Son Jesus to earth to save sinners. Yes, Jesus, the perfect Son of God, left His home in heaven and became a man. He lived the perfect life that pleases God. (He's the only one who has ever done that!) He offered it up to God His Father as the perfect sacrifice for sins when He suffered and died on the cross. Then, on the third day, Jesus rose from the dead in victory. He had fully paid for the sins of God's people, so they wouldn't have to! Now all who turn away from their sins and trust in Jesus as their Savior will receive forgiveness of sins and eternal life with God. They will be His very own special people who will know Him and enjoy Him forever. We can be God's people, too, if we turn from our sins and trust in Jesus as our own Savior.*

# Game: Take a Step Back

**Materials**
Bible verse written up in large print so that all can see
1 beanbag for every 2 children

**Preparing the Game**
None.

**Learning the Verse**
Some or all of your children may be non- or early readers. Teach the verse in sections, having them say it after you. Repeat a few times. Add clapping or other movement as they say it.

**Directions**
1. Pair up the children, giving a beanbag to each pair. Line up one child from each team, then have the partners face their team partner, about one foot apart from each other, forming a second line.
2. Have all the children say the verse together, then have the partner throw the beanbag to the other partner. Those who successfully catch the beanbag stay in for the next round.
3. Have each child take a step back.
4. Lead the children in saying the verse again, then have them throw the beanbag to their partner. Those who successfully catch the beanbag stay in for the next round.
5. Have the children take another step back, and so on.
6. Continue until only one team remains.

Alternate Play: Continue to allow all children to play the game, even if they drop their beanbag, but keep track of how many successful catches each team makes. The team with the most successful catches, wins.

**Optional TAKING IT TO OTHERS Activity: Quiz Questions**
Have the children choose a few of the questions from the game to ask the parents/other children during TAKING IT TO OTHERS time. Help pre-readers by whispering the question in their ear and letting them ask it aloud to the parents/other children. Make sure you read the Bible verse aloud before you ask your questions.

# BIBLE VERSE REVIEW: MUSIC P.4

Directions:
1. Write words to song in large print before class.
2. Play the song for the children, helping them follow along on the song sheet.
3. Discuss the song, using a few questions from the discussion sheet. *Don't use them all!*
4. Introduce sign language for key words of your choice from sign language sheet for your song. Use as few or as many as you think the children can learn.
5. Sing and sign the song. Sign language as well as large format lyrics and sheet music are found in the PFI Unit Songbook or online.
6. If desired, play the Song Game.

**Optional TAKING IT TO OTHERS Activity: Presenting and Singing the Song**
1. Sing and sign the song, encouraging the watching children/parents to join in.
2. Ask the class some of the questions listed below. The Bible Truth Connection Question is particularly good to help them understand how the song ties in with the Bible Truth.

**Love the Lord**

Love the Lord your God with all your heart,
Love the Lord your God with all your soul,
Love the Lord your God with all your mind,
This is the first and greatest commandment.

*And the second is like it...*

Love your neighbor as yourself,
Love your neighbor as yourself,
Love your neighbor as yourself,
On these two commandments depend all the Law and Prophets.
Matthew Twenty-two, thirty-seven through forty.

**Listen to it on PFI ESV Songs 7, Track 23**

## Song Game: Big Voice, Little Voice

**Materials**
Song
Sign language signs used in the song printed out onto little cards
Blindfold

**Preparing the Game**
None.

**Playing the Game**
1. Practice the song and signs until the children know them well. Then tell them: "Children, we are going hide a sign language sign and see if one of you can find it… with a little help from the rest of us!"
2. Choose someone to be "It" and blindfold them. Choose another child to hide one of the sign language cards. When it's hidden, "It" can remove the blindfold and begin to look.
3. The rest of the children will sing the song in a louder voice when "It" gets closer to the hidden sign and quieter when "It" gets further from the sign.
4. When "It" finds the hidden clue, another "It" is chosen and play begins again.

Game continues as number of questions, time, and attention span allow.

# STORY REVIEW P.1

Directions: Read and discuss Bible Truth, using a FEW of the questions. Play game. Feel free to modify the game to fit your children.

**General Story Questions**

1. What Bible truth did Fritz learn from his parents that stayed with him his whole life? *To love God and others sums up all of God's laws.*
2. What other things did Fritz study after he studied to become a pastor? Why did he study them? *Medicine, surgery, French and plants. Because he wanted to be prepared to go to a difficult place to serve God where he might need to know those things.*
3. What promises about his life did Fritz make to God? *To give up his life in complete service to Him. To live simply, eat simply and give generously that he might have more to help others with.*
4. Where did Fritz first think God wanted him to be? What would have been hard about that life? *An army chaplain. It would mean living out on the battlefields with the men, in the same hard conditions as they faced (simple food, sleeping out in all kinds of weather, etc.)*
5. Why did Fritz sleep on the floor and eat only salted bread for dinner? *To prepare himself for the hard life of an army chaplain.*
6. What did Pastor Stuber come to ask Fritz? Why did he think Fritz would be good for the job? *To go to help the people of Waldbach. Because life was very hard there. Only a man who didn't mind poor living conditions would survive. And also, because Fritz had studied extra subjects that were needed by someone to help the people of Waldbach.*
7. What did Fritz notice about Waldbach when he went there? *Road was only a poor trail; no bridge across the River Bruche; shabby huts; not enough clothes for everyone; no school; not enough food, etc.*
8. What was the first thing Fritz did when he went to Waldbach? Why did he choose to do that first? *Boldly preach the gospel b/c he knew it was most important that they love God and trusted Jesus as their Savior.*
9. What did some of the people do to try to get Fritz to stop preaching the gospel? *Some wanted to throw water to spook his horse; others wanted to beat him up.*
10. Why didn't Fritz leave when the people threatened to hurt him? *He loved God with all his heart, mind, soul and strength. God wanted him to love for these people as he loved himself, so he would stay—no matter what.*
11. What happened after Fritz stood up to the people? *They listened to him preach and began to believe.*
12. What did Fritz have the children learn in the schools besides regular subjects? Why was this important? *God's laws and hymns—so that they might know how to love God and to love others. Sewing, weaving, knitting for the girls, so they could make clothes for their families and make things to sell at market. Crop and fruit tree growing; blacksmithing, carpentry, wheel righting, and shoe-making for the boys, so they could grow food and make things they needed in the village and things to sell at market.*
13. What was so important about building the road and bridge? *Without them, the people couldn't get to market to sell their things and make a better living for their families.*
14. What does "charity" mean? Why is "The Bridge of Charity" a good name for the bridge Fritz and the men built? *Charity means "Gifts Given in Love." It is a good name for the bridge b/c it was love for God and for the people of Waldbach that was why Fritz wanted the bridge built and why he did everything else he did in Waldbach.*

**Bible Truth Connection Questions**

1. What does this story have to do with our Bible Truth? *Fritz lived a life of loving God and others by being willing to endure great hardships to tell the people of Waldbach about Jesus and helping to improve their miserable lives.*

**Bible Verse Connection Question**

1. What does the story have to do with our **Bible Verse: Matthew 22:36-40**: ""Teacher, which is the great commandment in the Law?" And he said to him, "You shall love the Lord your God with all your heart and with all your soul and with all your mind. This is the great and first commandment. And a second is like it: You shall love your neighbor as yourself. On these two commandments depend all the Law and the Prophets."?
*This is how Fritz and his sister tried to live among the people of Waldbach.*

# STORY REVIEW P.2

**Life Application Questions**

1. Does God want us to make the same radical vow that Fritz did? *No and yes. Fritz's vow was perfect for the very good but hard task the Lord had planned for him. He needed to make do with only the simplest of food, clothing and things if he would be ready for Waldbach. But the Lord has a different plan for each of our lives. He does want us, like Fritz, to dedicate our whole lives to loving Him and to loving others, but we must seek His wisdom from the Bible and from others who love God and love us for how each of us should live out His commands in our lives.*
2. What would you find hardest about what Fritz had to endure in Waldbach?
3. What could we do right now to prepare us to do whatever God wants us to do? *Ask God to help us to turn from our sins and trust in Jesus as our own Savior. Ask Him to give us a greater and greater love in our hearts for Him and for others. Ask God to guide us in His will for our lives. Make the most of every opportunity to learn and serve others so that we are best equipped for what He might call us to do later.*

**ACTS Questions**

1. What's something we can praise God for from this story? *Praise God for being the Giver of love for Him and for others to His people. It was only by God's grace that Fritz and his sister could keep loving them the way they did.*
2. What's something we can confess from this story? *Confess that many times, we are not like Fritz and his sister. We do not try to love God the most and love others as much as we love ourselves. Many times we only want to do what is easiest for us. We deserve God's punishment. We need a Savior!*
3. What's something we can thank God for from this story? *We can thank God for caring for the needs of people's hearts and their bodies. We can thank Him for the powerful way He works in His people's hearts to love Him and others as He wants them to.*
4. What is something we can ask God for, from this story? *We can ask God to work in our hearts, helping us to turn away from our sins and trust Jesus as our own Savior. We can ask Him to work in our hearts that we would love Him most and love others as ourselves…and that we would even be willing to do very hard things to love Him and others, like Fritz and his sister did.*

**The Gospel**

1. What is the good news of Jesus that Fritz wanted the people of Waldbach to know and believe? What is the gospel?

*God is the good Creator and King of the world. He made people to worship Him and live by His good laws. But we are all sinners who have rebelled against Him. We all deserve death--God's just, eternal punishment for our sins. How terrible! But God has good news for us. In His great mercy, God sent His Son Jesus to earth to save sinners. Yes, Jesus, the perfect Son of God, left His home in heaven and became a man. He lived the perfect life that pleases God. (He's the only one who has ever done that!) He offered it up to God His Father as the perfect sacrifice for sins when He suffered and died on the cross. Then, on the third day, Jesus rose from the dead in victory. He had fully paid for the sins of God's people, so they wouldn't have to! Now all who turn away from their sins and trust in Jesus as their Savior will receive forgiveness of sins and eternal life with God. They will be His very own special people who will know Him and enjoy Him forever. We can be God's people, too, if we turn from our sins and trust in Jesus as our own Savior.*

# Game: Triple Play Baseball

**Materials**
4 carpet squares or construction paper for bases
3 balls of different sizes, such as a foam ball, tennis ball, and soccer ball.
A basket or cardboard box
Masking tape
Paper and pencil
Story Review Questions

**Preparing the Game**
1. Choose 20+ questions for your game from the Story Review Discussion Questions, or make up your own.
2. Place the carpet squares at the four corners of a diamond, like for baseball, approximately 10 feet apart.
3. Place the basket with the balls in it next to "home" base.

**Playing the Game**
Divide the children into two teams. Team A will be up to bat, Team B will be out in the field. One player from Team B stands behind the batter as catcher. The leader will read a question to the batter. If the batter answers it correctly, he then picks up all three balls from the basket and tosses them out into the "field" in rapid succession. He then tries to run as many bases as possible around the diamond, touching each base ,before the Team B players in the field return all three objects to the catcher who puts the balls into the box. The batter scores as many points as bases he was able to get to: 1 point for first base, 2 points for 2nd base, etc.. The next person on Team A becomes batter now, and repeats the process. A team incurs an "out" if a batter is unable to answer a question; or, if a batter is caught in between 2 bases when all the items are back in the box, then they are out. Teams switch positions after 2 outs.

Game continues until all children get to bat, or as number of questions, time, and attention span allow.

WARNING: You may want to have the children only walk (rapidly) around the bases if you have slick floors. If you do this, you can also have the catchers have to crawl on all fours/do a crab walk to slow them down.

**Non-competitive Option**
This game is difficult to play in a completely non-competitive way. You can take the "edge" off of the competitive nature of it by not assigning point values and simply letting each child have a chance to see how far around the bases they get on their turn. When all the children on Team A have a turn, switch batters and catchers and let the Team B children become the batters.

**Optional TAKING IT TO OTHERS Activity: Quiz Questions**
Have the children choose a few of the questions from the game to ask the parents/other children during TAKING IT TO OTHERS time. Help pre-readers by whispering the question in their ear and letting them ask it aloud to the parents/other children.

# CASE REPLAY ACTIVITIES P.1

Use this guide to review the Case Story and act it out for others to enjoy!

## CASE REPLAY, JR: YOUNGEST CHILDREN

**Description:** The children will act out the story together, everyone doing the same action/sound effect at the same time. This activity is most suitable for kindergarteners.

**Materials**
The Case RePlay, Jr. script for younger children

**Preparation**
1. Read through the script and write in the blanks along the side possible actions/sound effects the children could do to act it out.

**Instructions**
1. Tell the children that they will be re-enacting the story together as you tell it.
2. As you read the script, lead the children in actions/sound effects to do with you.
3. If desired, you can read the script and stop at certain sentences and ask them what a good action/sound effect would be to act out what you just read.
4. Repeat the re-enactment one or two times more.

## CASE REPLAY, SR: OLDER CHILDREN

**Description:** The children act out the story as a three-scene play. You will narrate it using the Case RePlay, Sr. script and they will act it out (no spoken words, for the most part), with each child assuming a different character's role. This activity is most suitable for first grade and up. You will review the story, then practice it a few times before performing it for others.

**Materials**
The Case RePlay, Sr. script
White board or other large format paper
Costumes and props

**Preparation**
1. Prepare for the play by choosing costumes and props for each character in the story. Decorate the area with any scenery props.
2. Write the words "Beginning," "Middle," "End" on a large piece of paper/whiteboard with plenty of space under each heading. You will use this paper to help the children think about the story as a three-scene play, as it is presented in the script.

**Instructions**
1. Tell the children that they will get to act out the story as a three-scene play, with a beginning, middle and end section. Tell them that before they can act it out, they need to think it out. as you narrate it with your script.
2. Take the children's answers as they recount the story, helping them put key incidents in the right order.
3. If desired, when they have filled in their Beginning, Middle, End, read through your whole (real) script, so they hear exactly what you will have them act out.
4. Then tell the children that it's time to practice acting out the story.
5. Assign parts to each child. If you are using costumes, do NOT give them out at this point. They will be a distraction.
6. Have all the children sit on the floor or in chairs on one side of the "stage," then call the characters up in place as their part in the story comes.
7. As you read the script, guide the children in where you want them to move or do to act it out.
8. After going through the whole script once, give out any costumes and props and act out the script once or twice more.

**Optional TAKING IT TO OTHERS Activity: Re-enacting the Story**
Read the script as the children act out together (younger) or assuming different roles (older) as the other children or the parents watch.

# CASE REPLAY, JR--YOUNGER KIDS (KINDERGARTEN) P.2

Welcome to our Case Story Re-Action! The name of our story is called: The Case of the Bold Bridge-Builder.

Our story takes place in Germany in the 1760's.

And now we present: "The Case of the Bold Bridge-Builder."

**Scene 1:**

Fritz wanted to fulfill the very heart of God's loving laws. He wanted to love God and love others with his whole self. He wasn't satisfied to study to be a pastor at just any church. He also studied surgery, medicine, plants and French so that he might be prepared to go some difficult place where other pastors wouldn't want to do. He made a vow to dedicate his whole life to the Lord. He would live simply, give generously, and live his life for the Lord, no matter what. At first he thought he was to live the hard, outdoor life of an army chaplain, so he slept on the drafty floor of his attic room and ate salted bread and water for dinner to be ready. But God had other plans for Fritz. Pastor Stuber came to his attic room to ask him to be the pastor at Waldbach in the Vosges Mountains. He told Fritz the sad story of how these people's villages, crops, roads and bridges had been destroyed by wars, leaving them miserably poor, with no schools and not knowing the good news of Jesus. He and his wife had begun to tell them about Jesus and help them, but they were too sick now. Fritz said agreed to go. Sophia, Fritz's sister would go, too.

**Scene 2:**

Fritz and Sophia went to Waldbach. They saw the road to the village was nothing but a poor trail. There was no bridge, so they had to jump in the River Bruche and swim across with their things. The little huts in the village were very poor. People had to share clothes. There was not enough food. Fritz planned to love these people, both body and soul. As a pastor, he started with their souls. He began to preach the good news of Jesus in church. Some people grumbled at his forceful preaching. Some plotted to throw water on him and his horse to spook it. Others plotted to beat him up to get him to go away. But Fritz did not go away. He told they could do what they wanted to him, but it wouldn't make him stop telling them about Jesus. The people were surprised at Fritz' boldness. They went back to church and began to listen and believe. They began to love God with all their heart, mind, soul and strength, too.

**Scene 3**

Fritz love these people's bodies, too, helping them live better. He built a school for the children, using a lot of his own money. He taught the children how to read and write as well as God's laws and hymns. They also taught the girls sewing, knitting and weaving; the younger boys, how to grow crops; and the younger men, how to be blacksmiths, carpenters, wheelwrights, and shoemakers. Children went home and taught their parents. Then Fritz asked the men to help him build a good road and a bridge so they could take their things to market to sell for good money. At first only a few men agreed to help. But Fritz didn't give up. He and those men set to work with picks at the rocks in the road. More and more men joined when they saw their pastor's willingness to work for them. Before long, both the road and the bridge were built. Fritz Oberlin left Waldbach after 8 years to go to help others in America. The people of Waldbach never forgot him and put up a sign by the bridge, naming in the "Bridge of Charity—Gifts Given in Love. And indeed it was Fritz' labor of love for God and for them, that had built it.

**Bible Truth Tie-In:** The Bible Truth we are learning is: **The Heart of God's Law is Love** Fritz lived a life of loving God and others by being willing to endure great hardships to tell the people of Waldbach about Jesus and helping to improve their miserable lives.

**Actions:**

# CASE REPLAY, SR--OLDER KIDS (1ST GRADE AND UP) P.3

Welcome to our Case Story Re-Action! The name of our story is called: The Case of the Bold Bridge-Builder.

Our story takes place in Germany in the 1760's.

The characters in our story are: Fritz and Sophia Oberlin, Pastor Stuber and his wife, and the people of Waldbach.

And now we present: "The Case of the Bold Bridge-Builder."

**Scene 1: (Beginning)**
Fritz wanted to fulfill the very heart of God's loving laws. He wanted to love God and love others with his whole self. He wasn't satisfied to study to be a pastor at just any church. He also studied surgery, medicine, plants and French so that he might be prepared to go some difficult place where other pastors wouldn't want to do. He made a vow to dedicate his whole life to the Lord. He would live simply, give generously, and live his life for the Lord, no matter what. At first he thought he was to live the hard, outdoor life of an army chaplain, so he slept on the drafty floor of his attic room and ate salted bread and water for dinner to be ready. But God had other plans for Fritz. Pastor Stuber came to his attic room to ask him to be the pastor at Waldbach in the Vosges Mountains. He told Fritz the sad story of how these people's villages, crops, roads and bridges had been destroyed by wars, leaving them miserably poor, with no schools and not knowing the good news of Jesus. He and his wife had begun to tell them about Jesus and help them, but they were too sick now. Fritz said agreed to go. Sophia, Fritz's sister would go, too.

**Scene 2: (Middle)**
Fritz and Sophia went to Waldbach. They saw the road to the village was nothing but a poor trail. There was no bridge, so they had to jump in the River Bruche and swim across with their things. The little huts in the village were very poor. People had to share clothes. There was not enough food. Fritz planned to love these people, both body and soul. As a pastor, he started with their souls. He began to preach the good news of Jesus in church. Some people grumbled at his forceful preaching. Some plotted to throw water on him and his horse to spook it. Others plotted to beat him up to get him to go away. But Fritz did not go away. He told they could do what they wanted to him, but it wouldn't make him stop telling them about Jesus. The people were surprised at Fritz' boldness. They went back to church and began to listen and believe. They began to love God with all their heart, mind, soul and strength, too.

**Scene 3: (End)**
Fritz love these people's bodies, too, helping them live better. He built a school for the children, using a lot of his own money. He taught the children how to read and write as well as God's laws and hymns. They also taught the girls sewing, knitting and weaving; the younger boys, how to grow crops; and the younger men, how to be blacksmiths, carpenters, wheelwrights, and shoemakers. Children went home and taught their parents. Then Fritz asked the men to help him build a good road and a bridge so they could take their things to market to sell for good money. At first only a few men agreed to help. But Fritz didn't give up. He and those men set to work with picks at the rocks in the road. More and more men joined when they saw their pastor's willingness to work for them. Before long, both the road and the bridge were built. Fritz Oberlin left Waldbach after 8 years to go to help others in America. The people of Waldbach never forgot him and put up a sign by the bridge, naming in the "Bridge of Charity—Gifts Given in Love. And indeed it was Fritz' labor of love for God and for them, that had built it.

**Bible Truth Tie-In:**
The Bible Truth we are learning is: **The Heart of God's Law is Love** Fritz lived a life of loving God and others by being willing to endure great hardships to tell the people of Waldbach about Jesus and helping to improve their miserable lives.

# Fritz's Journal

**Description**
Children will make and decorate a small journal, which contains Fritz' prayer to God and a page for the children to write their own prayer to God.

**Materials**
White cardstock, 3-4 pieces each
Markers
Black yarn
Single hole puncher
Tapestry needles, one per child

**Preparing the Craft**
1. Choose which copy of Fritz' prayer you want to use: either the full version, the shorter version, or the blank version (for the children to fill in themselves). Copy onto cardstock one per child.
2. Make one copy on cardstock per child of "A Prayer for My Life."
3. Stack on top of each other a blank piece of cardstock, Fritz' prayer, "A Prayer for My Life," and one more blank piece of cardstock, printed side up. Fold them as a group down the middle along the long side. If desired, for older children cut the half pages apart along fold.
4. Take the single hole punch and make a series of holes about 1/2" from the edge. (The children will lace the journal together with these holes.)
5. Thread the needles with 4' of black yarn, knotted together at the end.

**Making the Craft**
1. Show the sample of the craft you have made.
2. Have the children write out their own prayer (and Fritz's prayer, if desired to use the blank format), then decorate the frames.
3. Have the children sew the pages together by weaving the yarn in and out of the holes. Knot at each end.

**Optional TAKING IT TO OTHERS Activity: Craft Presentation**
If you are presenting the craft to other children or parents the children can hold up their crafts (or your model craft) and read their Bible Truth Connection answers to explain the importance of the craft.

# STORY/CRAFT CONNECTION



CASE CRAFT

## Discussion Guide

**Instructions:**
As the children are settled into making their craft, ask them these questions to help them understand the craft's significance. Use the answers provided to guide the children's answers.

**Discussion Questions**

1. Where was Fritz when he made his special promise to God? *In his cold, drafty attic in Strasburg, Germany.*

2. What did Fritz promise God to do? *To do without things he didn't need and to live his life however God wanted him to.*

3. Where did Fritz write down his promise? Why did he make this promise to God?
*He wrote it down in his journal. He made this promise because this was part of how he thought he should love the Lord with all his heart, mind, soul and strength; and love others as himself.*

4. What is Bible Truth that we are learning?
The Heart of God's Law is Love.

5. What does our craft have to do with our Bible Truth: The Heart of God's Law is Love?
*The Lord used this promise to prepare Fritz to live out God's laws among the villagers of Waldbach, to teach them to love God with all their heart, mind, soul, and strength and to help him love them as he loved himself.*

6. What can our craft help us remember?
*God wants us to think about how we can dedicate our lives to loving Him and loving others, too.*

TAKING IT TO OTHERS

## Craft Presentation

**Instructions:**
Have children hold up your model craft/their crafts. Choose five children (or you say) the five sections below to explain the craft's importance.

**Presentation:**

1. Our craft is: Fritz's Journal.

2. In his cold, drafty attic in Strasburg, Germany, Fritz Oberlin wrote down a promise to God to do without things he did not need and to live his life however God wanted him to in his journal because this was part of how he thought he should love the Lord with all his heart, mind, soul and strength; and love others as himself.

3. Our Bible Truth is: The Heart of God's Law is Love.

4. The Lord used this promise to prepare Fritz to live out God's laws among the villagers of Waldbach, to teach them to love God with all their heart, mind, soul, and strength and to help him love them as he loved himself.

5. Our craft can help us remember that God wants us to think about how we can dedicate our lives to loving Him and loving others, too.

Note: Even non-readers can participate in presenting the craft, if you will whisper what they are to say in their ear and let them say it aloud for the others to hear.

# Fritz's Prayer for His Life

"I desire nothing more than to belong to You, the holy God.

I give myself to You this day in the most solemn way.

I dedicate to You all that I am and all I have: my heart, mind, soul, strength, my time."

January 1, 1760

# Fritz's Prayer for His Life

# TREAT SOMEONE LIKE A VIPP Pray for a Very Important Prayer Person P.1

## BEFORE CLASS:

### 1. PICK YOUR PERSON

VIPPs can be anyone in your church! Typically, they fall into 6 categories: Church staff, Elders, Deacons/deaconesses, Special Volunteers (people who aren't paid, but spend a lot of time helping out in particular ways), Supported Workers (a.k.a. missionaries), and Church Members.

### 2. GATHER YOUR FACTS

Use the VIPP Information Sheet to write down the facts about your VIPP. The information on this worksheet is used in the VIPP activities, listed in the "Choose an Activity" section below.

## DURING THE ACTIVITY:

### 1. INTRODUCE YOUR VIPP

Introduce your VIPP to the children, using the VIPP Information Sheet. Fill in a set of VIPP Clue Cards with the information for your VIPP. If desired, you can even have the actual person come into class for the children to meet.

Need help describing what someone does for the church in a kid-friendly way? Click on the list of common VIPPs and how to describe what they do to kids. See if your VIPP is one of these. It may save you some time.

### 2. PRAY!

Lead the children in praying for the VIPP. Ask the children if they would like to pray for one of the VIPPs prayer requests. Even non-readers can pray for the VIPP if you whisper the prayer request in their ear, then let them say it aloud. Never force a child to pray!

### 3. CHOOSE AN ACTIVITY

There are two activities you can use to help the children learn about the VIPP:

**VIPP Clue Cards:** These are 9 coloring sheets in which children fill in the 9 things they learn about the VIPP from the VIPP Information Sheet. Photocopy a set of each child. Use as few or as many of these Clue Cards as you desire.

**VIPP Game:** This is a game that uses a set of Clue Cards for one or two VIPPs.
Choose a VIPP and fill in his/her information on the VIPP Information Sheet. Fill in a set of VIPP Clue Cards with the information for your VIPP. Tell the children about the VIPP, having them fill in the VIPP Clue Cards with the key facts as they learn them. Write any words the children need to write on a white-board or other piece of paper so they can see how to spell them. Help younger children write these words on their clue cards. Ideas for how to tell the children about many common VIPPs are listed at praisefactory.org with the resources for this Bible Truth.

**Optional TAKING IT TO OTHERS Activity: Introduce and Pray for the VIPP**
If you are presenting the VIPP to other children or parents you can assign children to hold up the 10 clue cards and say what each card tells about the VIPP. (Or, you can have the children hold them up as you tell what each one means.) Then lead the children in praying for the VIPP.

# Game: Picture Run

**Materials**
Information for two VIPPs
2 Sets of Clue Cards
Tape
Different color construction paper for each picture.

**Preparing the Game**
1. Fill in one set of clue sheets for each VIPP you are using.
2. Put all the Clue Cards in a bag, except for the ones with the names and pictures of the VIPPs.
3. Use tape to put up the pictures of each VIPP on a piece of construction paper. Tape each up in a different location/wall around the room.

**Playing the Game**
**Reveal:** Tell the children about the VIPPs, showing them your filled-in clue cards as you tell about them.

**Review:** Put the Clue Cards for the VIPPS put in a bag. Mix up. Have children stand together in middle of the room. Tell them that you will pull out a clue card, show it to them, and they are to run to the picture of the person who it belongs to. Give them the answer after everyone has run to their guessed person. Continue until all clues have been used up. (If you have a slick floor, you may want to avoid running. Make it fun by giving them a different way to go to each picture, such as skip or hop.)

# VIPP INFORMATION SHEET P.3

## VIPP NAME:

_____

## VIPP GROUP OF SERVICE:

Church Member  Deacon

Elder  Church Staff

Special Volunteer  Supported Worker (Missionary)

## WHAT VIPP LOOKS LIKE

Man or Woman? _____

Hair color? _____

Eye color?_____

## FAVORITE ANIMAL

_____

_____

## FAVORITE FOOD

_____

_____

## FAVORITE FREE TIME ACTIVITY

_____

_____

## WHAT VIPP DOES DURING WEEK

_____

_____

_____

_____

## 3 WAYS VIPP SERVES CHURCH

_____

_____

_____

_____

_____

_____

_____

_____

## 3 WAYS TO PRAY FOR THE VIPP

_____

_____

_____

_____

_____

_____

_____

_____

# BIBLE TRUTH 5, LESSON 3: PLANNER/OVERVIEW

## GETTING STARTED: Welcome and Opening Songs *(introduce unit and get kids moving with these songs)*

**Welcome to Praise Factory:** PFI: Praise Factory Investigators Theme Song *PFI ESV Songs 7, Track 1*

**Rules to Help Us Worship God and Love One Another:** WoGoLOA Classroom Rules Song *PFI ESV Songs 7, Track 2*

**Big Question Under Investigation:** Big Question 7 Songs *PFI ESV Songs 7, Tracks 3,4*

**Big Question Bible Verse:** Psalm 19:7,9,10,11 Songs: *PFI ESV Songs 7, Tracks 5,6,7*

## DIGGING DEEP DOWN: Key Concept and Story *(introduce the Bible Truth and tell the related story)*

**Bible Truth 5:** The Heart of God's Law Is Love

**Bible Truth Hymn:** Take My Life and Let It Be, v.1 *PFI ESV Songs 7, Track 22*

**Bible Verse**: Matthew 22:36-40

**Bible Verse Song:** Love the Lord *PFI ESV Songs 7, Track 23*

**Lesson 3 New Testament:** The Case of the Shema and the Scribe
Luke 10:24-37

## TAKING ACTION: Response Activities *(choose from among these activities)*

**Snack and Discussion Planner:** Phylactry of the Pharisees

**ACTS Prayer:** Prayer Sheet

**Bible Truth Review:** Discussion Questions and Game: Enemy Invaders

**Bible Truth Hymn:** Take My Life and Let It Be, v.1 *PFI ESV Songs 7, Track 19*
Song, Sign Language and Song Game: Sign It, Say It, What Does It Mean? **PFI ESV Songs 7 BOOK or ONLINE**

**Bible Verse Review:** Matthew 22:36-40 Discussion Sheet and Game: Horse Play Verse Tag

**Bible Verse Song:** Love the Lord: Matthew 22:36-40 *PFI ESV Songs 7, Track 20*
Song, Sign Language and Song Game: Pass the Secret Sign **PFI ESV Songs 7 BOOK or ONLINE**

**Story Review:** Discussion Questions and Game: Chair Pile-Up

**Case Replay, Jr: Drama Activity for Youngest Children** (children do same story actions together)

**Case Replay, Sr: Drama Activity for Most Children** (children re-tell story with individual parts)

**Craft:** A Phylactry with the Shema Inside

**VIPP (Very Important Prayer Person) Prayer Time:** Coloring Sheets (back of book); Game: Crabbin' Around

## TAKING IT HOME: Take Home Sheet for Review and Family Devotions

**PFI Pronto:** Bible Truth 5, Lesson 3 **PFI ESV PRONTOS 7 BOOK or ONLINE**

# NEW TESTAMENT STORY P.1

**The Case of the Shema and the Scribe** *Luke 10:24-37* by Connie Dever

**Our story is: The Case of the Shema and the Scribe.**
**As you listen to the story, see if you can figure out:**
1. What is the Shema? What is a scribe and what did he do to keep the Shema?
2. What did Jesus teach the scribe about the Shema?

This story takes place in New Testament times, when Jesus lived on earth.

Jesus was headed towards Jerusalem. A man joined the large crowd which had gathered to hear Jesus teach. The people around him needed only one look to know that this man was one of the most important men in Israel. His long, flowing robes, the phylactery strapped around his forehead said it all: he was a scribe—an expert in God's Law. For thirty- five years this man had studied every in and out of God's Law to know the meaning of the verses tucked inside that phylactery and be able to teach it to others. What were the verses in that little black leather box tied to his forehead? The Jews called them the Shema: "Hear, O Israel: The LORD our God, the LORD is one. Love the LORD your God with all your heart and with all your soul and with all your strength." (Deuteronomy 6:4-5) These were the most important verses in Torah, "the Law"—the Jewish name for the first five books in the Bible that Moses wrote down.

From the time he was a boy, this man began studying the meaning of those verses. When all the other little boys had gone to the local synagogue school to learn the basics of Jewish Law, this very smart little boy one went to a special academy called the Beth Hammedrash to become a scribe.

"You must know God's Law perfectly and be able to teach it to others. There is nothing more important than God's Word and the writings of the scribes and other great teachers. You must be like a hedge of protection around the Law, making sure that our people know it and keep it just as God requires," his teachers told him.

This little boy worked hard. As soon as he learned to read and write the Hebrew letters, he studied Bible, then the Midrash and the Talmud--two books of other rules the scribes thought all should obey. Last of all, the boy was taught how to make a copy of the Bible--the greatest honor of all. There were lots of rules he had to follow to write it down correctly.

"Never write down even one word by memory," his teachers told him. "Always have another copy of it in front of you. Before you write a word, you must say it out loud. Always remember to wash your hands before and after each time you write down the name of the LORD because His name is so holy. Make sure there is white space between every single letter of God's Word you write down--the words must never touch each other. Do not leave out or add even the smallest mark. A scroll with even the smallest mistake must be fixed within thirty days or buried. We must never have anything but perfect copies of the Bible!" they told him. "That is why you must be so careful. Remember: you are the hedge of protection around God's Law. You must always protect it!" they warned him.

It wasn't until his fortieth birthday, that this boy was at last considered a full scribe. Now he was the expert and keeper of God's Law. After all his years of studying, what had this scribe decided those verses in his phylactery meant? How should we love God? By staying pure by keeping all the scribes' little rules and staying away from sinners like tax collectors and Samaritans. That's what all the teachers taught---well not quite all the teachers! This new teacher, Jesus, disagreed. He hadn't trained to be a scribe, yet He taught His new teaching as if it was the only right way to understand God's Word. He didn't keep all the little rules the scribes had added to God's laws.

As you can imagine, the Jewish leaders were furious with Jesus. They wanted to get rid of Him. And that's exactly why this scribe was in the crowd with Jesus that

**Story-telling Tips**
Ahead of time:
1. Read the Bible verses and story. Pray!
2. Create story cue cards on index cards (or highlight text).
3. Practice telling story dramatically, timing your presentation Shorten, if necessary to fit your allotted time.
4. Decorate area with story props that help bring your story alive.

During your presentation:
1. Maintain as much eye contact as possible as you tell the story. Point to/use props at important points in the story. Include the kids in your story with a few questions about what they think will happen or words/concepts that might be new to them.
2. Watch the kids for signs that their attention span has been reached. Shorten, if necessary.

day: to do something to make Jesus look bad.

The scribe stood up in front of the crowd and asked Jesus a favorite question debated among the scribes. "Teacher," he asked, "what must I do to inherit eternal life?" Perhaps Jesus' answer would show Him up as a bad teacher; or better yet, cause Him to say something that would get Him in trouble, the scribe hoped.

Jesus didn't answer his question but turned it back to the scribe. "What is written in the Law?" he replied. "How do you read it?"

The scribe answered back with the words of the Shema in his phylactery and a verse from Leviticus:
"'Love the Lord your God with all your heart and with all your soul and with all your strength and with all your mind'; and, 'Love your neighbor as yourself.'"

"You have answered correctly," Jesus replied. "Do this and you will live."

"But who is my neighbor?" the scribe asked.

Jesus knew what was going on inside this scribe. He didn't really want to know how to keep these commandments better. He had only come to find fault. The words of the Shema tucked inside his phylactery had never made it into his heart at all. He could give clever answers, but his heart was cold. He knew nothing of the real heart of God's Law: love for God, love for others. This scribe had come as an enemy, but Jesus responded with the loving rebuke of a friend. He would tell a story that would answer this man's question and reveal what true love looked like. Perhaps he would be convicted of his sin, and truly turn to God.

"A Jewish man was going down from Jerusalem to Jericho," Jesus began. "As he came to that dangerous stretch known as the 'Red and Bloody Way,' robbers hiding in the deserted cliffs jumped out at him. They stripped him of his valuable clothes and belongings, beat him and went away, leaving him half dead. A priest happened to be the first person to traveling down that same road after the attack. He had just finished his service at the Temple offering sacrifices before the LORD and was on his way home. He saw the man, bloody and bruised along the side of the road, either dead or almost dead.

"What should I do?" thought the priest. "I can't tell if that man is dead or just almost dead. If he's alive, I guess I could help him. But if he is dead, it's a completely different matter. The little rules of the scribes clearly say that not even a priest's shadow must touch a dead man or he will become unclean. Aren't I supposed to love God by keeping all the little rules and staying pure? I better not take a chance. I'm sure someone else will come by and help him soon," he decided.

The priest was right. Someone else did come along soon. It was a Levite. Like the priest, he had just finished serving in the Temple, too. He had helped lead the worship services to the LORD and now he was on his way home, just like the priest. As he came down the rocky path, he saw the man, too.

"Is that man dead or just almost dead? I guess I can get a little closer to see," he thought to himself. He nudged up as close to the body as he dared, but saw no sign of life. " He might be dead. If he is, I will become unclean if I help him. Hmmm…the scribes' little rules tell me to love God by staying pure. How can I do that, if I touch this man and he's dead? Surely, someone else will come by soon to help the man." So the Levite, too, passed by the man on the other side of the road and continued on home.

The Levite was right. Someone else did come along soon. It was a Samaritan merchant passing through enemy territory on business. If anyone was in a hurry to get out of Israel, it was him. He had probably felt the spit of disgust of many a Jew on his face already this trip. Any decent Jew would refuse to talk to him, give him a place to stay or a bite of food to eat. According to the scribes' little rules, a Jew became impure if he touched a Samaritan or anything a Samaritan owned. But as this Samaritan man saw the dying Jewish man lying in the road, and went to help him. He didn't care that the Jew usually would have cringed at the very thought of a Samaritan touching him. This was a man was almost dead. Nothing else mattered. He tore some cloth into bandages and poured oil and wine into his wounds to clean and soothe them. Putting the man on his donkey, he took to him nearby inn, and took care of the man all night. The next day the Samaritan man took out two silver coins and gave them to the innkeeper. 'I have business that can't wait. Take this money. It should be enough to cover his food for three weeks. Look after

him,' he said, 'and when I return, I will pay you back for any extra expense you may have.'"

His story finished, Jesus turned once more to the scribe and asked, "Which of these three do you think was a neighbor to the man who fell into the hands of robbers?"

"The 'one' who showed mercy on him," the scribe answered, refusing to even say the word "Samaritan."

"Go and do likewise," Jesus urged the scribe.

The Bible never tells us what happened to the scribe after hearing Jesus' story. He had given Jesus the right answer, but what was going on in his heart? Did the true meaning of Shema tucked in his phylactery come into his heart? Would today be the day when he would give up his clever answers for true love for God and for others? We can only hope that he did receive Jesus' rebuke and in repentance and faith, turned to truly keep the heart of God's Law by loving God and loving others.

## Cracking the Case:

**It's time to answer our Case Questions.**

**1. What is the Shema? What is a scribe and what did he do to keep the Shema?**

The Shema is the name for Deuteronomy 6:4-5: "Hear, O Israel: The LORD our God, the LORD is one. Love the LORD your God with all your heart and with all your soul and with all your strength." A scribe was a man who trained many years to write down copies of the Bible by hand.

**2. What did the scribe think the Shema meant? What did Jesus teach the scribe about the Shema?** He should be careful to keep many extra laws and teach others to do the same. This would protect them from breaking God's laws. Jesus taught that this was not how to keep God's laws. Loving God and loving others and showing them mercy were how God's laws were fulfilled.

## Something For You and Me

**Our Bible Truth is: The Heart of God's Law Is Love**

**Our Bible Verse is: Matthew 22:36-40**

""Teacher, which is the great commandment in the Law?" And he said to him, "You shall love the Lord your God with all your heart and with all your soul and with all your mind. This is the great and first commandment. And a second is like it: You shall love your neighbor as yourself. On these two commandments depend all the Law and the Prophets."

But what about you and me? How much are we like the scribes in Jesus' day? Is there pride growing in our hearts because we know so much? Do we only know Bible verses about loving God and loving others, but do not really love God and others, like the heart of God's Law tells us to? Let's praise God for giving us His laws that show us how to truly love Him and others.

Let's ask Him to help us turn away from our sins and trust Jesus as our own Savior. Let's ask Him to help us, like the Samaritan, desire to show love and mercy on whoever needs it—even if they are our worst enemies.

*Close in prayer.*

## Closing ACTS Prayer

**A** God, we praise You for being the Maker of Your Perfect Law that shows us how to love You and others.

**C** God, we confess that many times, like the scribe, we know the right answers, but do not really love You or others. We need a Savior!

**T** God, we thank You for promising to save all those who turn from their sins and trust in Jesus as their Savior. Thank You for being so willing to forgive us and to work love for You and others in our hearts, if we ask You.

**S** God, work in our hearts! Help us to turn from our sins and trust in Jesus as our Savior. Send Your Holy Spirit to change our hearts so that we love You most and love others as much as we love ourselves.

## Special Words

**Scribe:** A scribe was a man who trained many years to write down copies of the Bible by hand.

**Talmad:** The special goat that is sent out into the wilderness and killed, as a symbol of the sins of God's people being borne away.

**Shema:** The Shema is the name for Deuteronomy 6:4-5: "Hear, O Israel: The LORD our God, the LORD is one. Love the LORD your God with all your heart and with all your soul and with all your strength."

**Phylactery:** A small leather box that is strapped to the forehead or the arm that contains the words to the Shema. Supposed to be a remembrance to love God most of all and to love others.

# ACTS PRAYER ACTIVITY

Use this sheet to write down your ACTS Prayer

**Instructions:**
Use this sheet to help the children apply the Bible Truth into a prayer. You can use the ACTS provided or even better, have the kids think of their own applications. Also have the children add their personal requests to the prayer, too. Lead the children in the prayer or let them pray sections, with your help. Never force a child to pray! Non-readers can participate by you whispering a section of the prayer into their ear and allowing them to pray it aloud for the group.

## ADORATION:

God, we praise You for being the Giver of Loving Laws.

God, we praise You for being.....

Add your own Adorations:

## CONFESSION:

God, we confess that we have chosen not to love You or others according to Your loving laws. We need a Savior!

God, we have sinned against You....

Add your own Confessions:

## THANKSGIVING:

Thank You, God, for giving us Your laws so we might know what it means to live a life of love towards You and others.

God, we thank You for...

Add your own Thanksgivings:

## SUPPLICATION:

God, work in our hearts, that we might all turn away from our sins and trust in Jesus as our Savior. Help us truly love You and others, as You have told us to in Your laws.

God, we need Your help...

Add your own Supplication:

## SNEAKY SNACK

Can you figure out how this snack ties in with our case?

**Snack: Phylactry of the Pharisees**

Roll out a whole package of crescent roll dough. Don't separate into rolls. Smooth over seams, making 1 big rectangle of dough. Cut length wise and width wise through dough, making 3" squares. Roll up each square. Cook and cool. Use a wooden kabob stick to poke 2 holes through each roll, one on each end. Poke a piece of black "bootlace" licorice through each hole. (You also can just lay out the bootlace and place the roll on top of it.) If desired, cut a little slit in the top of the roll and insert a little copy of the Shema. For a more realistic dark color for your phylacteries, ice the rolls on top and sides with chocolate icing.

This is only a suggestion. Feel free to modify. Be mindful of allergy issues among your children!

**Case Tie-in:** This is a phylactery like what the scribe would have worn on his forehead and that had the words to the Shema inside of it.

## SOUL FOOD

Food for thought during snack time

1. What does the snack have to do with the story?

Choose a few questions from the other activity discussion sheets to talk about during this snack time.

2.

3.

4.

5.

6.

7.

# BIBLE TRUTH 5 REVIEW P.1

Directions: Read and discuss Bible Truth, using a FEW of the questions. Play game. Feel free to modify the game to fit your children.

**The Heart of God's Law is Love**

Love is more than just a good feeling we have inside our hearts. Real love acts in love towards others.

God gave us His laws to tell us how we should live if we would love God and others. They tell us that we should always love God most of all. They tell us to love others as much as we love ourselves. Jesus said that to love God most of all, and to love others as yourself, sums up all of God's Laws.

Jesus lived a perfect life of love that fulfilled all of God's laws. He lived this way because He loved God most of all. This is the only way He would ever want to live. He also did this as part of God's plan to save His people. He offered His life lived in perfect obedience to God's laws as the perfect sacrifice for their sins when He died on the cross. All who turn away from their sins and trust in Him as their Savior are forgiven for all the ways they break God's law. They receive eternal life with God as His free gift to them.

Jesus paid for their sins, that doesn't mean God's people don't care about God's laws anymore. God's laws are how God wants His people to live. They are always the best way to live because they are perfectly good and loving. Like Jesus, God's people want to keep God's laws because God's people love God and want to please Him. The Holy Spirit living in their hearts helps God's people keep God's laws so that they love God and others in ways they never could before.

**Understanding the Bible Truth**

1. What is real love like? *More than just a good feeling in our hearts; it acts in love towards others.*
2. What did God give us His laws to tell us? *To tell us how we should live if we would love God and others.*
3. How do God's laws tell us to love God? *Most of all.*
4. How do God's laws tell us to love others? *To love others as much as we love ourselves.*
6. What did Jesus say sums up all of God's Law? *To love God most and to love others as yourself.*
7. What kind of life did Jesus live? *A perfect life of love. He loved God most of all and others as much as Himself. He kept all of God's laws.*
8. Why was it so important that Jesus live a perfect life? *It was a part of God's plan to save His people.*
9. Did Jesus fulfilling all the requirements of God's Law for God's people's salvation mean they don't need to live by God's laws anymore? Why or Why not? *No. Because God's laws are how God wants His people to live. They are always the best way to live.*
10. Why do God's people want to keep God's laws? *Because they love God and want to please Him. Not because they have to in order to be saved.*
11. How does the Holy Spirit help God's people? *He lives in their hearts, changes them and gives them strength to keep God's laws, to love God, and to love others in better ways than they ever could before.*

**Bible Truth Story Connection Questions**

1. What words did the scribe keep in his phylactery? Why? *The words of the Shema: "Hear, O Israel: The LORD our God, the LORD is one. Love the LORD your God with all your heart and with all your soul and with all your strength." (Deuteronomy 6:4-5, NIV) Because he believed that they were the heart of God's Law.*
2. What did the scribe think it meant to keep the words of the Shema? *To keep all the little rules of the scribes and keep oneself pure from sinners like Samaritans and tax collectors.*
3. What did Jesus show the scribe were the real meaning of the words of loving one's neighbor as oneself? *God wants him to treat everyone he meets as his neighbor. He should show compassion and mercy on them all, not just use the little rules as an excuse to not love them.*

**Bible Verse Connection Question**

1. What does our Bible Truth have to do with our **Bible Verse: Matthew 22:37,39-40**: ""Teacher, which is the great commandment in the Law?" And he said to him, "You shall love the Lord your God with all your heart and with all your soul and with all your mind. This is the great and first commandment. And a second is like it: You shall love your neighbor as yourself. On these two commandments depend all the Law and the Prophets.?
*These verses are Jesus explaining that the heart of God's Law is love for God and for others.*

# BIBLE TRUTH 5 REVIEW P.2

**Life Application Questions**

1. What does the way we break God's laws tell us about ourselves? *It shows us how we are really loving ourselves more than we love God and others.*
2. What does it look like to love God most of all? *A life that chooses to please God, even when it is very hard. A life that trusts Him even when what He has planned doesn't make sense or is hard. A life that takes joy in pleasing God. It looks like Jesus!*
3. What does it look like to love others as ourselves? *To treat them in the same loving way as we would want them to treat us.*
4. If we know that God's laws are the best and most loving way to live, why is it so hard for us to keep them? *The sin in our hearts tempts us to think that God's ways are not the best and most loving way to live. Also, many times, we just want to do what seems best for us, rather than thinking about what will be best for God's glory or for the good of others.*
5. When will God's people's hearts at last live out the heart of God's love? *In heaven, when God changes their hearts to love Him most of all and to love others perfectly.*
6. How can we become one of God's people? *By turning away from our sins and trusting in Jesus as our Savior.*

**ACTS Questions**

1. What is something we can praise God for because of this Bible Truth? *Praise God for being the Giver of Loving Laws.*
2. What are sins we can confess to God because of this Bible Truth?
*Confess ways that we have chosen not to love God or others according to His loving laws.*
3. What is something we can thank God for because of this Bible Truth?
*Thank Jesus for offering up His life as the perfect sacrifice for God's people's sins.*
4. What is something we can ask God for because of this Bible Truth?
*We can ask God to work in our hearts that we would want to turn away from disobeying Him and trust in this wonderful Jesus as our own Savior. Ask God to work in our hearts and lives by His Holy Spirit that we might truly love Him and others as He has revealed in His laws.*

**The Gospel**

1. The heart of God's Law is love, but we do not love God or others as we should. We deserve God's punishment! Is there any hope for us? What is the gospel?
*Yes, there is! God is the good Creator and King of the world. He made people to worship Him and live by His good laws. But we are all sinners who have rebelled against Him. We all deserve death--God's just, eternal punishment for our sins. How terrible! But God has good news for us. In His great mercy, God sent His Son Jesus to earth to save sinners. Yes, Jesus, the perfect Son of God, left His home in heaven and became a man. He lived the perfect life that pleases God. (He's the only one who has ever done that!) He offered it up to God His Father as the perfect sacrifice for sins when He suffered and died on the cross. Then, on the third day, Jesus rose from the dead in victory. He had fully paid for the sins of God's people, so they wouldn't have to! Now all who turn away from their sins and trust in Jesus as their Savior will receive forgiveness of sins and eternal life with God. They will be His very own special people who will know Him and enjoy Him forever. We can be God's people, too, if we turn from our sins and trust in Jesus as our own Savior.*

# Game: Enemy Invaders

**Materials**
Index cards of two different colors (or use red and black playing cards, such as hearts and spades)
Bible Truth Questions
String or yarn
Two chairs
Masking Tape

**Preparing the Game**
1. Choose 20+ questions for your game from the Bible Truth Discussion Questions, or make up your own.
2. Write the Bible Truth questions on small thin strips of paper (or make a photocopy of the Bible Truth Discussion Questions and simply cut them into strips) and put them in the bag/bowl.
3. Tie an end of the string to each chair and draw the line across the room where the teams will be. Preferably this line will be about 4' above the ground.
4. Tape a line about 6' to 9' from the string on each side.
5. Cut cards in half along the long side, making them about the same size as playing cards.

**Playing the Game**
Divide the children into two teams and have them stand (or kneel to make it even harder!) on their team's line. Give each child an index card, the same color for the children on one team. At your signal, have them try to toss their cards over the line and into their "enemy's" territory on the other side. Add up how many cards fell on each side. That is how many points they can win by answering a question. Choose a question for each team. If the team gets it wrong, the question goes to the other team for an extra point. Distribute the cards and play again.

Game continues as number of questions, time, and attention span allow.

**Non-competitive Option**
Set a target number of points for the whole group. Challenge the children to see how many turns it takes score the target number of points. Once the target has been reached, start the game over and see how many turns it takes to reach the target the second time.

**Optional TAKING IT TO OTHERS Activity: Quiz Questions**
Have the children choose a few of the questions from the game to ask the parents/other children during TAKING IT TO OTHERS time. Help pre-readers by whispering the question in their ear and letting them ask it aloud to the parents/other children. Make sure you read the Bible verse aloud before you ask your questions.

# BIBLE TRUTH HYMN P.1

Directions:
1. Write words to song in large print before class.
2. Play the song for the children, helping them follow along on the song sheet.
3. Discuss the song, using a few questions from the discussion sheet. *Don't use them all!*
4. Introduce sign language for key words of your choice from sign language sheet for your song. Use as few or as many as you think the children can learn.
5. Sing and sign the song. Sign language as well as large format lyrics and sheet music are found in the PFI Unit Songbook or online.
6. If desired, play the Song Game.

**Optional TAKING IT TO OTHERS Activity: Presenting and Singing the Song**
1. Sing and sign the song, encouraging the watching children/parents to join in.
2. Ask the class some of the questions listed below. The Bible Truth Connection Question is particularly good to help them understand how the song ties in with the Bible Truth.

**Take My Life and Let It Be**

**Verse 1**
Take my life and let it be,
Consecrated, Lord, to Thee;
Take my hands and let them move
At the impulse of Thy love,
At the impulse of Thy love.

**Listen to it on PFI ESV Songs 7, Track 22**

## Understanding the Song

1. What does it mean to ask God to take your life and consecrate it to Him? *To consecrate something means to set something apart for a special purpose. Asking God to take your life and consecrating it to Him means to have Him use your life to do something special just for Him.*
2. What is an impulse? *An desire to do something for a particular reason.*
3. What is God's love like? *God's love is greatest for Himself, since He is the most wonderful person to know. He alone is perfectly good and loving. His special love for His people endures forever. Because of His love for them, He sent Jesus to save them, covering over their many sins with His very own blood. His love for all people is patient, kind, compassionate; it is always more than we deserve. It takes no joy in evil. It rejoices with the truth.*
4. What would the impulse of God's love be like? *A desire to do things that display God's love for Himself and for others. It would be loving God most of all, and loving others as much as we love ourselves.*
5. What kinds of things could we do with our hands that more at the impulse of God's love? *To God: lift our hands in praise of God; write down words that praise God; make beautiful things that reflect His glory, etc. To others: serve them and take care of their needs; give them hugs; write words of encouragement, etc.*

## Bible Truth Connection Question

1. How does this song relate to our **Bible Truth: The Heart of God's Law Is Love**? *It is a prayer to God to help us keep the very heart of His Law by making everything we do with our hands an impulse of His love. God's laws show us what it means to have our hands move at the impulse of His love.*

## Story Connection

1. How does this song relate to today's story? *The scribe had spent his life studying what it meant for someone to consecrate his life to the Lord. He spent years studying how to fulfill the words of the Shema to love God with all your heart, soul and strength and the other great commandment: to love your neighbor as yourself. But like the scribes before him, he wrongly thought this was done by keeping all the little rules of the scribes and teachers. With His story about the Good Samaritan, Jesus was trying to show him (and everyone else in the crowd) that it is hands, a whole life moving at the impulse of God's merciful love that is what it really means to keep these two commandments.*

# BIBLE TRUTH HYMN P.2

**Bible Connection Question**

1. What does this hymn have to do with our Bible Verse: **Matthew 22:36-40:** ""Teacher, which is the great commandment in the Law?" And he said to him, "You shall love the Lord your God with all your heart and with all your soul and with all your mind. This is the great and first commandment. And a second is like it: You shall love your neighbor as yourself. On these two commandments depend all the Law and the Prophets."?
*All of God's Word--called the Law and the Prophets in Jesus' day--are based upon loving God most of all and loving others as we love ourselves. God's people want God to take their lives and use them to love God and others like this. They know they can't do this on their own. They need God fill their heart with His love and help them live out God's love in everything they do.*

**ACTS Questions**

1. What is something we can praise God for from this hymn?
*Praise God for being the Powerful Worker of His Will in the Hearts of His People.*
2. What are sins we can confess to God from this hymn?
*That many times we don't want God to take our lives and consecrate them to Him. Many times we don't want to do His will, but our own. We deserve His punishment! We need a Savior!*
3. What is something we can thank God for from this hymn?
*We can thank God His good plans for His people. His will never will be to do something bad. It is always loving and good.*
4. What is something we can ask God for from this hymn?
*That God would work in our hearts that we might turn from our sins and trust Jesus as our Savior. We can ask Him to consecrate our lives. We can ask Him to take our lives and work in them so that they move at the impulse of His love.*

**Life Application Questions**

1. How can God's people be affected by the message of this song? *We can praise God for giving us His Laws that show us how to love Him and love others. We can ask Him to send His Holy Spirit to help us to turn from our sins and trust in Jesus as our own Savior. We can ask Him to put love for God and others in our hearts and cause our hands to move at the impulse of His love.*

**Gospel Question**

1. Why do all people need for God to work in their lives? Why don't they just love God as they should? What is the gospel?
*God is the good Creator and King of the world. He made people to worship Him and live by His good laws. But we are all sinners who've rebelled against Him. We all deserve death--God's just, eternal punishment for our sins. How terrible! But God has good news for us. In His great mercy, God sent His Son, Jesus to earth as a man to save sinners. He lived the perfect life that pleases God. (He's the only one who's ever done that!) He offered it up to God His Father as the perfect sacrifice for sins when He suffered and died on the cross. Then, on the third day, Jesus rose from the dead in victory. He had fully paid for the sins of God's people, so they wouldn't have to! Now all who turn away from their sins and trust in Jesus as their Savior will receive forgiveness of sins and eternal life with God. They will be His very own special people who will know Him and enjoy Him forever. We can be God's people, too, if we turn from our sins and trust in Jesus as our own Savior.*

# Song Game: Sign It, Say It, What Does It Mean?

**Materials**
Sign Language signs used in song, particularly choose words with important meanings you want the children to learn, such as "grace", "redeem", etc.
Bag or bowl

**Preparing the Game**
1. Cut out signs and put in bowl.

**Playing the Game**
1. Practice the song and signs until the children know them well. Then put all the signs we've learned in this bag/bowl and mix them up.
2. Ask one of the children to choose a sign, but not show it to anyone…but you, if they need some help.
3. Ask the child to do the sign for the rest of the children and see if the other children can guess which one it is. Do the sign with the child, if desired.
4. When the children guess the sign, ask them the meaning of the word. If no one guesses the sign, put it back in the bowl to be picked again.
5. Choose another child to pick a new sign from the bag and continue.

NOTE: You might want to sing the song after you do each word or couple of words.

Game continues as number of questions, time, and attention span allow.

# BIBLE VERSE REVIEW P.1

choose a FEW questions for discussion, then choose the game and/or music activity

***Meditation Version: Matthew 22:36-40***

""Teacher, which is the great commandment in the Law?" And he said to him, "You shall love the Lord your God with all your heart and with all your soul and with all your mind. This is the great and first commandment. And a second is like it: You shall love your neighbor as yourself. On these two commandments depend all the Law and the Prophets."

***Alternate Memory Version: Matthew 22:37,39-40***

"You shall love the Lord your God with all your heart and with all your soul and with all your mind...You shall love your neighbor as yourself. On these two commandments depend all the Law and the Prophets."

**Understanding the Bible Verse**

1. What is a commandment? *Something God tells us that we must do.*
2. What is the Law? *The word 'law' (with a little 'l') means any set of rules that a group of people set up to live by. But when the word 'Law' (with a big 'Law') is used in the Bible, it means the Law of Moses which is the name for the first five books in the Bible that the LORD had Moses write down. These books contain the 10 Commandments and the many other laws that God gave to His people to live by.*
3. Which commandment did Jesus say was the greatest commandment in the Law? *"Love the Lord your God with all your heart and with all your soul and with all your mind."*
4. What does it mean to love the Lord with all your heart? If you love Him with all your heart, does that mean there is no room to love anything or anyone else? *It means to have nothing that you love more than Him. It doesn't mean we don't love anything else, just that our love for Him comes first. Our love for others flows out of our love for Him.*
5. What is the difference between your heart and your soul? *God gave each human a soul to know and love God. Another word for soul is spirit. It never dies, even when our bodies do. We cannot see our soul, but it is inside of us. The word heart is a bit tricky. Sometimes it is used by itself in the same way as spirit. When it is used together with soul (as it is in this verse), it means your feelings and desires.*
6. What does it mean to love the Lord with all your heart and soul? *Soul: To worship and honor Him as God alone. Heart: To delight in knowing Him. To want everyone to praise the greatness of His name.*
7. What is a mind? What do we use our minds to do? *Our minds are our brains. We think with our minds. We use it to decide what is true; to make plans and to learn about things. We use our minds to do everything we do.*
8. What does it mean to love the Lord with all your mind? *To think about God. To learn about His great Truths, presented in the Bible. To make pleasing Him shape what we plan to do and how we do what we do.*
9. What is the second great commandment? *"Love your neighbor as yourself."*
10. Who is your neighbor? How do you love them as yourself? *Not just the person who lives next door to you, but everyone we come in contact with. We treat them with the same godly kindness, love, mercy, compassion, respect, etc. that we would want if we were in their situation.*
11. What does it mean the all the Law and Prophets hang on these two commandments? *"The Law and the Prophets" means all of the Old Testament Bible (that was all they had in Jesus' day.) Jesus meant that all of God's others commandments given in the Bible all have to do with loving God and loving others.*

**Bible Truth Connection Question**

1. What does this verse have to do with the **Bible Truth: The Heart of God's Law Is Love?** *Loving God and loving others is what is behind every single law that God has given us to live by.*

**Story Connection Questions**

1. How does this verse relate to our story? *The scribe knew that to live out the commandments to love God most and to love your neighbor summed up all of God's Law. He knew we must keep God's Laws to please Him. But he didn't understand that no one could live God's Laws perfectly (but Jesus). And, he thought the little rules of the scribes and teachers were how to live out God's laws, when really they had little to do with truly loving God and others.*

# BIBLE VERSE REVIEW P.2

**Life Application Questions**

1. How can you love God with all your heart today? Your soul? Your mind?
2. What is the first step we each need to take to love God with all our heart, soul and mind? *We need to turn away from our sins and trust in Jesus as our own Savior.*
3. Can we ever love God perfectly*? No! We are sinners. Not even God's people love God perfectly because they still have sinful hearts…but they wish that they could! Only Jesus loved God perfectly.*
4. Who are your neighbors, God wants you to love as yourself?

**ACTS Questions**

1. What is something we can praise God for from this Bible Verse? *Praise God for being worthy of our love most of all.*
2. What are sins we can confess to God from this Bible Verse? *Confess that we have not loved God or others as God calls us to. We deserve God's punishment! We need a Savior!*
3. What is something we can thank God for from this Bible Verse? *We can thank God for sending Jesus to save all those who repent of their sins and trust in Him. He will even forgive us for not loving Him and others as we should.*
4. What is something we can ask God for from this Bible Verse? *We can ask God to work in our hearts that we would want to turn away from disobeying Him and trust in this wonderful Jesus as our own Savior. We can ask Him to work in our hearts that we would love Him and others as He wants us to.*

**The Gospel**

1. We do not love God or others as God calls us to. We deserve His punishment! Is there any hope for us? What is the gospel?

*Yes, there is! God is the good Creator and King of the world. He made people to worship Him and live by His good laws. But we are all sinners who have rebelled against Him. We all deserve death--God's just, eternal punishment for our sins. How terrible! But God has good news for us. In His great mercy, God sent His Son Jesus to earth to save sinners. Yes, Jesus, the perfect Son of God, left His home in heaven and became a man. He lived the perfect life that pleases God. (He's the only one who has ever done that!) He offered it up to God His Father as the perfect sacrifice for sins when He suffered and died on the cross. Then, on the third day, Jesus rose from the dead in victory. He had fully paid for the sins of God's people, so they wouldn't have to! Now all who turn away from their sins and trust in Jesus as their Savior will receive forgiveness of sins and eternal life with God. They will be His very own special people who will know Him and enjoy Him forever. We can be God's people, too, if we turn from our sins and trust in Jesus as our own Savior.*

# Game: Verse Tag

**Materials**
Bible verse written up in large print so that all can see

**Preparing the Game**
None.

**Learning the Verse**
Some or all of your children may be non- or early readers. Teach the verse in sections, having them say it after you. Repeat a few times. Add clapping or other movement as they say it.

**Directions**
1. If desired, lead the children in a discussion of a ***FEW*** of the most important questions before beginning game.
2. Explain the game to them as follows:
Have the children spread out around the playing area. Explain to the children that they will say the verse together, then the person who is "It" (start with you) will try to tag another child while walking on all fours like a horse. The tagged child and "It" say the verse together, then the tagged child becomes the new "It." Everyone says the verse together, then the new "It" tries to tag someone else. Other options: do a crab walk (hands and feet, belly-up) or slither like snakes.

Game continues until all children get to be It or as time and attention span allow.

**Optional TAKING IT TO OTHERS Activity: Quiz Questions**
Have the children choose a few of the questions from the game to ask the parents/other children during TAKING IT TO OTHERS time. Help pre-readers by whispering the question in their ear and letting them ask it aloud to the parents/other children. Make sure you read the Bible verse aloud before you ask your questions.

# BIBLE VERSE REVIEW: MUSIC P.4

Directions:
1. Write words to song in large print before class.
2. Play the song for the children, helping them follow along on the song sheet.
3. Discuss the song, using a few questions from the discussion sheet. *Don't use them all!*
4. Introduce sign language for key words of your choice from sign language sheet for your song. Use as few or as many as you think the children can learn.
5. Sing and sign the song. Sign language as well as large format lyrics and sheet music are found in the PFI Unit Songbook or online.
6. If desired, play the Song Game.

**Optional TAKING IT TO OTHERS Activity: Presenting and Singing the Song**
1. Sing and sign the song, encouraging the watching children/parents to join in.
2. Ask the class some of the questions listed below. The Bible Truth Connection Question is particularly good to help them understand how the song ties in with the Bible Truth.

**Love the Lord**

Love the Lord your God with all your heart,
Love the Lord your God with all your soul,
Love the Lord your God with all your mind,
This is the first and greatest commandment.

*And the second is like it...*

Love your neighbor as yourself,
Love your neighbor as yourself,
Love your neighbor as yourself,
On these two commandments depend all the Law and Prophets.
Matthew Twenty-two, thirty-seven through forty.

**Listen to it on PFI ESV Songs 7, Track 23**

## Song Game: Pass the Secret Sign

**Materials**
Sign Language signs used in song, particularly choose words with important meanings you want the children to learn, such as "grace", "redeem", etc.
Bag or bowl
Blindfold

**Preparing the Game**
1. Cut out signs and put in bowl.

**Playing the Game**
1. Practice the song and signs until the children know them well.
2. Have all the children stand in a tight circle, except one, "It" who will stand in the middle of the circle, blindfolded.
3. Have the children in the circle to put their hands behind their backs. Choose a sign from the bag and hand to a child in the circle, still keeping hands behind their backs, not looking at the sign.
4. When "It" says "Pass the Secret Sign", the children will begin to pass the sign around behind their backs.
5. When "It" says "Stop the Passing!" the child who has the sign freezes with the sign behind his back.
6. The child with the sign brings it around and looks at it. You can help the child practice the sign.
7. Then take the blindfold off of "It", watch the child with the card do the sign, then have "It" guess the name of the sign. (If desired, "It" can ask another child in the circle for help with their guess.)
8. The holder of the sign then becomes "It." Sing the song with all the signs, then repeat.

# STORY REVIEW P.1

Directions: Read and discuss Bible Truth, using a FEW of the questions. Play game. Feel free to modify the game to fit your children.

**General Story Questions**

1. How could the people in the crowd know the man was a scribe, just by looking at him? *He wore the long robes and had a phylactery tied around his forehead.*
2. What was the name of the verses the scribe had in his phylactery? *What did the verses say? The Shema: "Hear, O Israel: The LORD our God, the LORD is one. Love the LORD your God with all your heart and with all your soul and with all your strength." (Deut. 6:4-5, NIV)*
3. What did the man have to do to become a scribe? *Went to the Beth Hammedrash school. Spent long hours learning the Torah (God's Word), the Talmud and the Midrash (little rules of the scribes and teachers), learn how to make a clean copy of the Torah, be forty years old.*
4. What did the scribes think someone should do if they wanted to keep the Shema? *Keep all the little rules of the scribes and teachers and keep away from sinners, like Samaritans and tax collectors.*
5. What did Jesus do that made the scribes so mad? *He did not keep the little rules. He did not do the special hand washings and he healed on the Sabbath. He said the scribes did not really keep the Shema but were proud and cold-hearted. Also, He never studied at the Beth Hammedrash, yet He taught as if He knew God's laws best.*
6. Why did the scribe come to see Jesus that day? *To test Him and try to catch Him in something He said.*
7. What question did the scribe ask Jesus? Why? *"How can I inherit eternal life?" This was a question scribes often tested each other with.*
8. How did Jesus answer the scribe's question? *By asking him what he thought the answer was.*
9. What answer did the scribe give? Was he right? *"To love the LORD your God with all your heart, mind, soul and strength; and, to love your neighbor as yourself. Yes, he gave the right answer.*
10. Jesus said that if a person kept these commandments he would inherit eternal life. Does that mean we can work our way to heaven? *No. A person would have to keep these commandments perfectly if he were to earn eternal life. We are all sinners. We cannot keep these two commandments perfectly.*
11. Has anyone ever kept these two commandments perfectly? *Yes. Jesus.*
12. How did Jesus' perfect keeping of these commandments bring eternal life to His People? *He offered His perfect life up on the cross as the perfect sacrifice and substitute for all those who would ever turn from their sins and trust in Him. He gave them His perfect standing before God that they would receive eternal life through Him.*
13. What question did the scribe ask Jesus next? *Who is my neighbor?*
14. How did Jesus answer the scribe's question about who is his neighbor? *He told the story of the Good Samaritan.*
15. Why did the priest pass by the man on the other side of the road? *He didn't want even his shadow to touch the man in case he was dead.*
16. Why did the Levite not help the man? *He also did not want to become unclean, in case the man was dead.*
17. Why was it so shocking that the Samaritan helped the man? *Because the Jews hated the Samaritans and would even spit on them when they came near. Yet, this Samaritan thought it was more important to help the hurt man than to think about how he might have treated him, if he hadn't been half dead.*
18. Of the three men, who had the best "excuse" to leave the man without helping him? *The Samaritan.*
19. What did Jesus want the scribe to see from his story? *To have mercy on someone fulfills God's great commands to love others and to love Him far more than just keeping yourself clean according the scribes' little rules.*

**Bible Truth Connection Questions**

1. What does this story have to do with our Bible Truth? *Jesus told the story of the Good Samaritan to help the scribe (and everyone else) see that loving God and loving others is the heart of God's Law, not keeping all the scribes little rules and keeping oneself pure.*

# STORY REVIEW P.2

**Bible Verse Connection Question**

1. What does the story have to do with our **Bible Verse: Matthew 22:36=40**: ""Teacher, which is the great commandment in the Law?" And he said to him, "You shall love the Lord your God with all your heart and with all your soul and with all your mind. This is the great and first commandment. And a second is like it: You shall love your neighbor as yourself. On these two commandments depend all the Law and the Prophets." ?
*This is the answer that the scribe gave correctly, but did not live out in his life.*

**Life Application Questions**

1. Have you ever used a rule as an excuse to get out of something that you know would be hard but loving?
2. Is it possible for us to know so much and yet love so little? Who can help us to live out the heart of God's law as God wants us to? *Yes. We can ask God to send the Holy Spirit to work in our hearts. We can ask Him to help us to turn away from our sins and trust in Jesus as our own Savior. We can ask Him to take all that we are learning about Him and use it to help us love Him more in our hearts, souls, and minds; and to live out that love with all our strength.*

**ACTS Questions**

1. What's something we can praise God for from this story? *Praise God for being the Maker of His Perfect Law that shows us how to love Him and others.*
2. What's something we can confess from this story? *Confess that many times, like the scribe, we know the right answers, but do not really love God or others. We deserve God's punishment. We need a Savior!*
3. What's something we can thank God for from this story? *We can thank God for promising to send a Savior to save all those who turn from their sins and trust in Jesus as their Savior. We can thank Him for being so willing to forgive us and to work love for Him and others in our hearts, if we ask Him.*
4. What is something we can ask God for, from this story? *We can ask God to work in our hearts, helping us to turn away from our sins and trust Jesus as our own Savior. We can ask Him to send the Holy Spirit to change our hearts so that they love God most and love others as much as we love ourselves.*

**The Gospel**

1. Like the scribe, we are good at knowing the right answers, but have cold hearts that do not really love God or others as we should. Is there any hope for us? What is the gospel?
*Yes, there is! God is the good Creator and King of the world. He made people to worship Him and live by His good laws. But we are all sinners who have rebelled against Him. We all deserve death--God's just, eternal punishment for our sins. How terrible! But God has good news for us. In His great mercy, God sent His Son Jesus to earth to save sinners. Yes, Jesus, the perfect Son of God, left His home in heaven and became a man. He lived the perfect life that pleases God. (He's the only one who has ever done that!) He offered it up to God His Father as the perfect sacrifice for sins when He suffered and died on the cross. Then, on the third day, Jesus rose from the dead in victory. He had fully paid for the sins of God's people, so they wouldn't have to! Now all who turn away from their sins and trust in Jesus as their Savior will receive forgiveness of sins and eternal life with God. They will be His very own special people who will know Him and enjoy Him forever. We can be God's people, too, if we turn from our sins and trust in Jesus as our own Savior.*

# Game: Chair Pile-Up

**Materials**
A Chair for every two players
Index Cards
Paper and Marker
Tape
Story Review Questions
Optional: Game "Pennies" for easy recognition for members of each team

**Preparing the Game**
1. Choose 20+ questions for your game from the Story Review Discussion Questions, or make up your own.
2. Form a circle with the chairs. On the index cards, make identical two sets of numbers corresponding to the number of chairs. Use one set to tape a number onto the back of each chair.

**Playing the Game**
Divide the children into teams. Have all players select a seat and share it with one other person. (No special ordering of players needed.) The players from both team will move from chair to chair according to the directions you give. ("If you have shoes that have Velcro, move 1 chair to your left,." "If you came to church in a mini van, move four chairs to your right.", "If you have a sister, stay where you are, but everyone else move 1 chair to the left", etc.) If there are too many students to sit on one chair, have them at least put their hands on the chair. After giving several direction, choose a number from the 2nd set of index cards. All the children at that particular numbered chair will answer a Story Review question. If they answer it correctly, they earn as many point for their team as team members at that particular chair, (i.e., if 2 people from Team A and 1 people from Team B are on the same chair, then Team A gets 2 points and Team B gets 1) If they do NOT answer it correctly, then their teams are DOCKED the same number points as team members at that chair. The team with the most points at the end of play, wins.

Game continues as number of questions, time, and attention span allow.

**Non-competitive Option**
Don't split into teams. Simply play the game and have the children at whatever numbered chair is chosen answer the question.

**Optional TAKING IT TO OTHERS Activity: Quiz Questions**
Have the children choose a few of the questions from the game to ask the parents/other children during TAKING IT TO OTHERS time. Help pre-readers by whispering the question in their ear and letting them ask it aloud to the parents/other children.

# CASE REPLAY ACTIVITIES P.1

Use this guide to review the Case Story and act it out for others to enjoy!

## CASE REPLAY, JR: YOUNGEST CHILDREN

**Description:** The children will act out the story together, everyone doing the same action/sound effect at the same time. This activity is most suitable for kindergarteners.

**Materials**
The Case RePlay, Jr. script for younger children

**Preparation**
1. Read through the script and write in the blanks along the side possible actions/sound effects the children could do to act it out.

**Instructions**
1. Tell the children that they will be re-enacting the story together as you tell it.
2. As you read the script, lead the children in actions/sound effects to do with you.
3. If desired, you can read the script and stop at certain sentences and ask them what a good action/sound effect would be to act out what you just read.
4. Repeat the re-enactment one or two times more.

## CASE REPLAY, SR: OLDER CHILDREN

**Description:** The children act out the story as a three-scene play. You will narrate it using the Case RePlay, Sr. script and they will act it out (no spoken words, for the most part), with each child assuming a different character's role. This activity is most suitable for first grade and up. You will review the story, then practice it a few times before performing it for others.

**Materials**
The Case RePlay, Sr. script
White board or other large format paper
Costumes and props

**Preparation**
1. Prepare for the play by choosing costumes and props for each character in the story. Decorate the area with any scenery props.
2. Write the words "Beginning," "Middle," "End" on a large piece of paper/whiteboard with plenty of space under each heading. You will use this paper to help the children think about the story as a three-scene play, as it is presented in the script.

**Instructions**
1. Tell the children that they will get to act out the story as a three-scene play, with a beginning, middle and end section. Tell them that before they can act it out, they need to think it out. as you narrate it with your script.
2. Take the children's answers as they recount the story, helping them put key incidents in the right order.
3. If desired, when they have filled in their Beginning, Middle, End, read through your whole (real) script, so they hear exactly what you will have them act out.
4. Then tell the children that it's time to practice acting out the story.
5. Assign parts to each child. If you are using costumes, do NOT give them out at this point. They will be a distraction.
6. Have all the children sit on the floor or in chairs on one side of the "stage," then call the characters up in place as their part in the story comes.
7. As you read the script, guide the children in where you want them to move or do to act it out.
8. After going through the whole script once, give out any costumes and props and act out the script once or twice more.

**Optional TAKING IT TO OTHERS Activity: Re-enacting the Story**
Read the script as the children act out together (younger) or assuming different roles (older) as the other children or the parents watch.

# CASE REPLAY, JR--YOUNGER KIDS (KINDERGARTEN) P.2

Welcome to our Case Story Re-Action! The name of our story is called: The Case of the Shema and the Scribe.

This story takes place in New Testament times, when Jesus lived on earth.

And now we present: "The Case of the Shema and the Scribe."

**Scene 1:**
A scribe wearing long robes and a phylactery joined the crowd around Jesus. He had studied the Law many years. As a boy, he went to the Beth Hammedrash to learn all about God's Word and all the little rules that the scribes and teachers of the Law had written about the Law. He learned how to make a copy of God's Word so that it would have no mistakes. The words of the Shema--to love the LORD your God with all your heart, mind, soul and strength— were written in his phylactery. They were the most important words of God's Law. The scribe had been taught that to keep oneself pure by keeping all the little rules of the scribes was how to love the LORD as the Shema commanded. He and the other scribes were to be the protectors of God's Word by making sure that everyone kept all the little rules.

**Scene 2:**
But Jesus disagreed with the scribes. He said the heart of God's Law was not all the scribes little rules, but to love God and to love others. He didn't wash his hands as the little rules say, nor did He stop healing people on the Sabbath. He didn't make His disciples keep the little rules either. He told them that the words of the Shema never made it into their hearts. They were proud and uncaring. The scribes were furious with Jesus. They wanted to get rid of him. This scribe had come to test Jesus to get Him in trouble. He asked Jesus what you must do to inherit eternal life, a question the scribes often used to test each other. Jesus made the scribe answer instead. The scribe gave the right answer: to love the Lord with all your heart, mind, soul and strength; and to love your neighbor as yourself. Jesus told him to do this and he would have eternal life. The scribe tested Jesus with another question: "But who is my neighbor?"

**Scene 3**
Jesus answered with a story. A Jewish man traveling from Jerusalem to Jericho was attacked by thieves, robbed, beaten up and left half dead on the roadside. A priest who was headed home in Jericho after serving in the Temple in Jerusalem saw the man. He couldn't tell if he was dead. In his heart, he didn't really want to bother with helping the man. He reminded himself that the scribes' little rules said that if even his shadow fell upon a dead man, he would become unclean. He would let someone else help the man. So he crossed on the far side of the road so his shadow would not touch the hurt man. A Levite came down the road next. He also had just finished serving in the Temple and was headed home. He went closer to the man to see if he was dead. He couldn't tell for sure and he didn't really want to bother helping the man either. He reminded himself of the scribes' little rules, such as you should only help good people. If you don't know someone, don't help them because they might not be good. He crossed on the other side of the road and walked by, too. But when a Samaritan man saw the Jewish man, he hurried to help him. Usually a Jew would spit on a Samaritan and wouldn't want to touch him or any of his things, but it didn't matter now. He poured wine and oil on his wounds, put him on his donkey and carried him to a nearby inn. He cared for him all night, then left money with the innkeeper to keep taking care of him. He would pay the rest of the bill when he came back. Jesus asked the scribe who had been the man's neighbor. "The one who showed him mercy," the scribe said. "Go and do the same," Jesus replied. Jesus had made his point. Loving God and others was the heart of God's law, not the little rules of the scribes.

**Actions:**

**Bible Truth Tie-In:** The Bible Truth we are learning is: **The Heart of God's Law Is Love**. Jesus told the story of the Good Samaritan to help the scribe (and everyone else) see that loving God and loving others is the heart of God's Law, not keeping all the scribes little rules and keeping oneself pure.

# CASE REPLAY, SR--OLDER KIDS (1ST GRADE AND UP) P.3

Welcome to our Case Story Re-Action! The name of our story is called: The Case of the Shema and the Scribe.

This story takes place in New Testament times, when Jesus lived on earth.

The characters in our story are: Crowd, Scribe, Jesus, Jewish man, Robbers, Priest, Levite, and Samaritan.

And now we present: "The Case of the Shema and the Scribe."

**Scene 1: (Beginning)**
A scribe wearing long robes and a phylactery joined the crowd around Jesus. He had studied the Law many years. As a boy, he went to the Beth Hammedrash to learn all about God's Word and all the little rules that the scribes and teachers of the Law had written about the Law. He learned how to make a copy of God's Word so that it would have no mistakes. The words of the Shema--to love the LORD your God with all your heart, mind, soul and strength— were written in his phylactery. They were the most important words of God's Law. The scribe had been taught that to keep oneself pure by keeping all the little rules of the scribes was how to love the LORD as the Shema commanded. He and the other scribes were to be the protectors of God's Word by making sure that everyone kept all the little rules.

**Scene 2: (Middle)**
But Jesus disagreed with the scribes. He said the heart of God's Law was not all the scribes little rules, but to love God and to love others. He didn't wash his hands as the little rules say, nor did He stop healing people on the Sabbath. He didn't make His disciples keep the little rules either. He told them that the words of the Shema never made it into their hearts. They were proud and uncaring. The scribes were furious with Jesus. They wanted to get rid of him. This scribe had come to test Jesus to get Him in trouble. He asked Jesus what you must do to inherit eternal life, a question the scribes often used to test each other. Jesus made the scribe answer instead. The scribe gave the right answer: to love the Lord with all your heart, mind, soul and strength; and to love your neighbor as yourself. Jesus told him to do this and he would have eternal life. The scribe tested Jesus with another question: "But who is my neighbor?"

**Scene 3: (End)**
Jesus answered with a story. A Jewish man traveling from Jerusalem to Jericho was attacked by thieves, robbed, beaten up and left half dead on the roadside. A priest who was headed home in Jericho after serving in the Temple in Jerusalem saw the man. He couldn't tell if he was dead. In his heart, he didn't really want to bother with helping the man. He reminded himself that the scribes' little rules said that if even his shadow fell upon a dead man, he would become unclean. He would let someone else help the man. So he crossed on the far side of the road so his shadow would not touch the hurt man. A Levite came down the road next. He also had just finished serving in the Temple and was headed home. He went closer to the man to see if he was dead. He couldn't tell for sure and he didn't really want to bother helping the man either. He reminded himself of the scribes' little rules, such as you should only help good people. If you don't know someone, don't help them because they might not be good. He crossed on the other side of the road and walked by, too. But when a Samaritan man saw the Jewish man, he hurried to help him. Usually a Jew would spit on a Samaritan and wouldn't want to touch him or any of his things, but it didn't matter now. He poured wine and oil on his wounds, put him on his donkey and carried him to a nearby inn. He cared for him all night, then left money with the innkeeper to keep taking care of him. He would pay the rest of the bill when he came back. Jesus asked the scribe who had been the man's neighbor. "The one who showed him mercy," the scribe said. "Go and do the same," Jesus replied. Jesus had made his point. Loving God and others was the heart of God's law, not the little rules of the scribes.

**Bible Truth Tie-In:** The Bible Truth we are learning is: **The Heart of God's Law Is Love**. Jesus told the story of the Good Samaritan to help the scribe (and everyone else) see that loving God and loving others is the heart of God's Law, not keeping all the scribes little rules and keeping oneself pure.

# A Phylactry with the Shema Inside

**Description**

Children will make a phylactery/ies out of a miniature matchbox and write/decorate a little copy of the Shema in English/Hebrew to put inside.
Note: Matchbox version may be better for the youngest children who may have a hard time with the needle and thread

**Materials**

1 miniature matchbox with the sliding inner box per child (emptied of matches!)
NOTE: If you want your children to make the arm rather than the forehead phylacteries, or all three, then you will need to get more boxes per child
Black leather/vinyl strips or Leather-colored fabric to make into 1' x 3' lengths, 1 per phylactery
Pencils
Black and other colors of thin-tipped markers
Black construction paper
Glue sticks or rubber cement

**Preparing the Craft**

1. Cut out a piece of black construction paper to fit around the outside of the matchbox.
2. Cut strips out of leather/fabric, 1' x 3', one per phylactery
3. Make copies of paper to use in each phylactery, Pattern #1 or #2, depending on if you want the children to try to print out the Hebrew with English on their own or not; or whether they will just decorate with markers around it. (Younger children will do better with just decorating.) Trim off outer white edges of paper.

**Making the Craft**

1. Show the children a copy of the craft.
2. Have the children decorate/copy words of Shema in Hebrew with English.
3. Glue the black construction paper around the box, leaving the short sides with the sliding box open.
4. Remove the sliding box completely from the outer shell.
5. Thread the strip of fabric/leather completely through the outer shell.
6. Fold and roll the Shema up into a small roll. (See Picture #1)
7. Insert it into the inner sliding box, then put the sliding box back in place.
8. Pull the strip of fabric to center box on it.
9. Follow directions for how to put the phylactery/ies on. (Instructions #1)
10. Share with the children any of the information about the little rules that go along with wearing the phylacteries among traditional Jews today. (Instructions #2) Discuss how they compare with what they learned about the scribe.

**Optional TAKING IT TO OTHERS Activity: Craft Presentation**

If you are presenting the craft to other children or parents the children can hold up their crafts (or your model craft) and read their Bible Truth Connection answers to explain the importance of the craft.

CASE CRAFT

## Discussion Guide

**Instructions:**
As the children are settled into making their craft, ask them these questions to help them understand the craft's significance. Use the answers provided to guide the children's answers.

**Discussion Questions**

1. What did the scribe where strapped to his head? *A phylactry.*

2. What was in the phylactry? *The words to the Shema.*

3. Why did the scribe wear the phylactry on his head? *To show that to love God with his heart, soul and strength was to be the reason he did everything he did.*

4. What is Bible Truth that we are learning? *The Heart of God's Law Is Love .*

5. What does our craft have to do with our Bible Truth: The Heart of God's Law Is Love *?*
*The scribe wore the phylactery with the words of the Shema inside to remind him that everything he did should be to love the LORD with all his heart, soul and strength. But the scribe wrongly thought that loving God this way meant keeping all the little rules of the scribes, instead of truly living out God's Laws from his heart.*

6. What can our craft help us remember?
*Loving God with all of our heart, soul and strength (and loving others as ourselves) should be the reason for everything we do.*

TAKING IT TO OTHERS

## Craft Presentation

**Instructions:**
Have children hold up your model craft/their crafts. Choose five children (or you say) the five sections below to explain the craft's importance.

**Presentation:**

1. Our craft is: A Phylactry with the Shema Inside.

2. On his forehead, the scribe strapped a phylactry with the Shema inside to show that to love God with his heart, soul and strength was to be the reason he did everything he did.

3. Our Bible Truth is: The Heart of God's Law Is Love.

4. The scribe wore the phylactery with the words of the Shema inside to remind him that everything he did should be to love the LORD with all his heart, soul and strength. But the scribe wrongly thought that loving God this way meant keeping all the little rules of the scribes, instead of truly living out God's laws from his heart.

5. Our craft can help us remember that loving God with all of our heart, soul and strength (and loving others as ourselves) should be the reason for everything we do.

Note: Even non-readers can participate in presenting the craft, if you will whisper what they are to say in their ear and let them say it aloud for the others to hear.



שְׁמַע יִשְׂרָאֵל יְהוָה אֱלֹהֵינוּ יְהוָה | אֶחָד׃ 4
וּבְכָל־מְאֹדֶךָ׃ בְּכָל־לְבָבְךָ וּבְכָל־נַפְשְׁךָ ׀ הַבְּתָ אֵת יְהוָה אֱלֹהֶיךָ וְאָ 5



**“Hear, O Israel: The Lord our God, the Lord is one. You shall love the Lord your God with all your heart and with all your soul and with all your might.“**
**Deuteronomy 6:4-5**



שְׁמַ֖ע יִשְׂרָאֵ֑ל יְהוָ֥ה אֱלֹהֵ֖ינוּ יְהוָ֥ה | אֶחָֽד׃ 4
וּבְכָל־מְאֹדֶֽךָ׃ בְּכָל־לְבָבְךָ֥ וּבְכָל־נַפְשְׁךָ֖ הַבְתָּ֑ אֵ֖ת יְהוָ֣ה אֱלֹהֶ֑יךָ וְאָ 5

**“Hear, O Israel: The Lord our God, the Lord is one. You shall love the Lord your God with all your heart and with all your soul and with all your might. “ Deuteronomy 6:4-5**



These page were printed from www.Hanefesh.com/edu/Tefillin.htm
Tefillin is another word for phylactery

Basic Phylactery Laws
I. If for some reason you have only one half of the set, whether it be only the one for the head, or only the one for the arm, put that one on and recite only the blessing for that one.
II. When putting on tefillin it is very important to have a clean body. In addition to general cleanliness, one must be especially careful to be clean after going to the bathroom.
III. Someone who has no control over what comes out of his body is forbidden to wear tefillin. Anyone in that situation should discuss it with his Rabbi to find out when and how he may wear tefillin.
IV. One should go to the bathroom before putting on the tefillin, or at least be absolutely sure he will not have to go while wearing the tefillin. If while wearing tefillin you feel the need to go, you must remove the tefillin and go.
V. If you feel the need to pass gas while wearing tefillin, you must first remove your tefillin.
VI. Never take tefillin or any holy item into a bathroom. While wearing tefillin, one should only think clean thoughts. As well as speaking out loud.
VII. We may not wear tefillin at night.
VIII. We do not put on tefillin on the Sabbath.
IX. While putting on Tefillin, one may not talk from the first blessing through the Statement.[Until Step C, see below]
X. One who is right-handed binds the tefillin on his left arm; one who is a lefty binds the tefillin on his right arm. (Same style just opposite sides.)
XI. Tefillin should be put on your weaker hand. If you are right-handed, use your right hand to put your tefillin on your left hand. If you are left-handed, use your left hand to put tefillin on your right hand. If you are ambidextrous, ask your Rabbi, because each case is different. If you are unable to contact a Rabbi for some reason, assume in the interim that the hand with which you write is your stronger hand (for this purpose, at least).
XII. Always treat your tefillin with the greatest of respect and reverence. Do not remove them from the bag by shaking them out of the bag, for example. Always take them out carefully, and put them back carefully. Tefillin are made of leather. That means that you must keep them safe from things that hurt leather, like moisture and extreme temperatures.

This is a guide to putting on the tefillin. It will be much easier to have a live person showing you the first time- words cannot equal the real thing.

The presentation and video displayed, is a right-handed fellow who binds the tefillin on the left arm, one who is a lefty binds the same process vice versa on the right arm. There are some different customs of the bindings, the presentation here is the basic Ashkenazi custom. Any Jew can perform the deed using this custom.

**Hebrew keywords**
Tefillin: The general name for phylactery.
Shel Rosh: The black box that sits on the head.
Shel Yad: The black box that sits on the arm/biceps.
Bayis: The black box in general.

Step A
(Sephardic Jews and Married Ashkenazi Jews shall place a tallith first.
1. We start with the hand. We never start with the head, so if you accidentally take out the shel Rosh (the tefillin for the head) first, put it aside and take out the shel yad (the tefillin for the hand).

2. When putting on tefillin or taking tefillin off, Ashkenazi Jews stand, Sephardic Jews sit. While putting on Tefillin, you may not talk from after the first blessing through the Statement. (Until Step C, see below)

3. Start, roll up left sleeve (lefties roll up right sleeve, same process vice versa on right arm), make sure you take off rings and watches on that hand. Unwrap the straps and take the shel yad carefully out of the box. Open the loop very wide, and slide back the shel yad until center of your biceps.

Position for Shel Yad

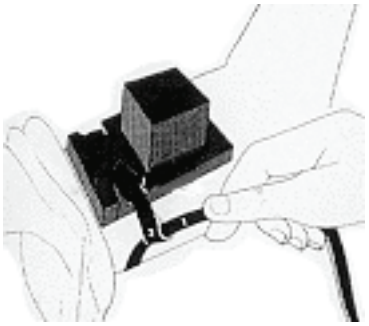

# TREAT SOMEONE LIKE A VIPP Pray for a Very Important Prayer Person P.1

## BEFORE CLASS:

### 1. PICK YOUR PERSON

VIPPs can be anyone in your church! Typically, they fall into 6 categories: Church staff, Elders, Deacons/deaconesses, Special Volunteers (people who aren't paid, but spend a lot of time helping out in particular ways), Supported Workers (aka missionaries), and Church Members.

### 2. GATHER YOUR FACTS

Use the VIPP Information Sheet to write down the facts about your VIPP. The information on this worksheet is used in the VIPP activities, listed in the "Choose an Activity" section below.

## DURING THE ACTIVITY:

### 1. INTRODUCE YOUR VIPP

Introduce your VIPP to the children, using the VIPP Information Sheet. Fill in a set of VIPP Clue Cards with the information for your VIPP. If desired, you can even have the actual person come into class for the children to meet.

Need help describing what someone does for the church in a kid-friendly way? Check out the list of common VIPPs on the Praise Factory website in the PFI resources. There are lots of kid-friendly descriptions for common VIPP's, such as pastors, elders, deacons and a lot more.

### 2. PRAY!

Lead the children in praying for the VIPP. Ask the children if they would like to pray for one of the VIPPs prayer requests. Even non-readers can pray for the VIPP if you whisper the prayer request in their ear, then let them say it aloud. Never force a child to pray!

### 3. CHOOSE AN ACTIVITY

There are two activities you can use to help the children learn about the VIPP:

**VIPP Clue Cards:** These are nine coloring sheets in which children fill in the nine things they learn about the VIPP from the VIPP Information Sheet. Photocopy a set of each child. Use as few or as many of these Clue Cards as you desire.

**VIPP Game:** This is a game that uses a set of Clue Cards for one or two VIPPs.
Choose a VIPP and fill in his/her information on the VIPP Information Sheet. Fill in a set of VIPP Clue Cards with the information for your VIPP. Tell the children about the VIPP, having them fill in the VIPP Clue Cards with the key facts as they learn them. Write any words the children need to write on a white-board or other piece of paper so they can see how to spell them. Help younger children write these words on their clue cards. Ideas for how to tell the children about many common VIPPs are listed at praisefactory.org with the resources for this Bible Truth.

**Optional TAKING IT TO OTHERS Activity: Introduce and Pray for the VIPP**
If you are presenting the VIPP to other children or parents you can assign children to hold up the 10 clue cards and say what each card tells about the VIPP. (Or, you can have the children hold them up as you tell what each one means.) Then lead the children in praying for the VIPP.

# Game: Crabbin' Around

**Materials**
Information Sheet for two VIPPs
2 Sets of Clue Cards
Tape
A Bag

**Preparing the Game**
1. Fill in one set of clue sheets for the VIPP you are using.
2. Put all the Clue Cards in a bag, except for the ones with the names and pictures of the VIPPs.
3. Tape the picture and name of each VIPP to the wall, about 3 feet from the ground.

**Playing the Game**
***Reveal:*** Tell the children about the VIPPs, showing them your filled-in clue cards as you tell about them.

***Review:*** Put the Clue Cards for both VIPPS put in one bag. Mix up. Have children sit down, with their legs in front of them and their hands propped behind them. Show them how to get in crab position and try moving around. (Moving on hands and feet, with front side facing up). Tell them that you will pull out a clue, tell them what it is and they are to crab-crawl their way to the picture of the person who it belongs to. Give them the answer after everyone has run to their guessed person. Continue until all clues have been used up.

# VIPP INFORMATION SHEET P.3

## VIPP NAME:

_____

## WHAT VIPP LOOKS LIKE

Man or Woman? _____

Hair color? _____

Eye color?_____

## FAVORITE ANIMAL

_____

_____

## FAVORITE FOOD

_____

_____

## FAVORITE FREE TIME ACTIVITY

_____

_____

## WHAT VIPP DOES DURING WEEK

_____

_____

_____

_____

## VIPP GROUP OF SERVICE:

| | |
|---|---|
| Church Member | Deacon |
| Elder | Church Staff |
| Special Volunteer | Supported Worker (Missionary) |

## 3 WAYS VIPP SERVES CHURCH

_____

_____

_____

_____

_____

_____

_____

_____

## 3 WAYS TO PRAY FOR THE VIPP

_____

_____

_____

_____

_____

_____

_____

_____

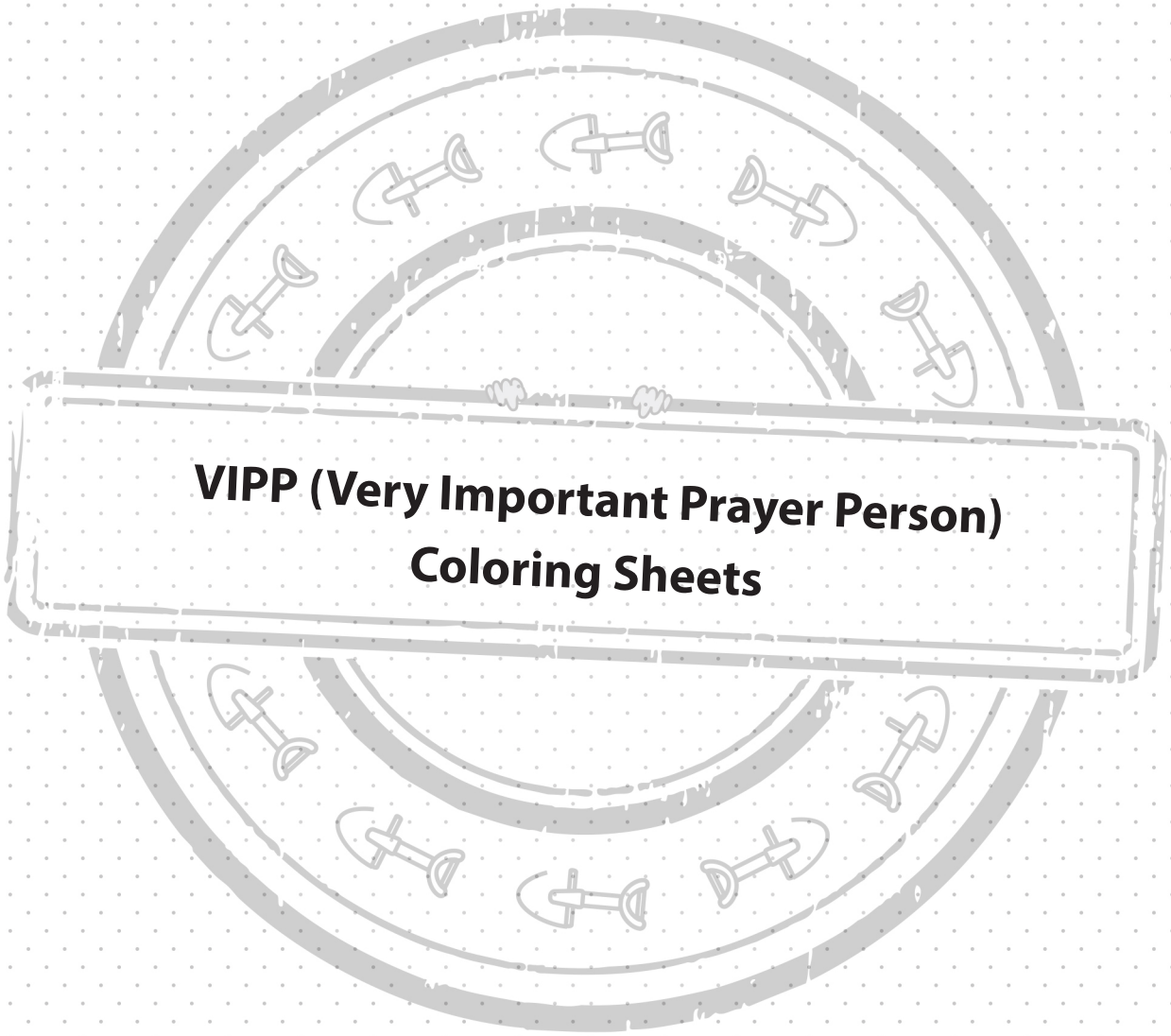

# VIPP (Very Important Prayer Person) Coloring Sheets



# VIPP CLUE GUESS WHO

Can you guess who the
Very Important Prayer Person
is that we learned about and prayed for today?

Look at my clues
and see if you know who it is!

# What VIPP group am I in? Circle the right group.

Church Staff



Special Volunteers

Supported Workers

Church Member



Deacons (Serve the physical needs of the church building and the church members)

Elders (Spiritual Teachers and Overseers of the Church)

# Our VIPP's Favorite Food

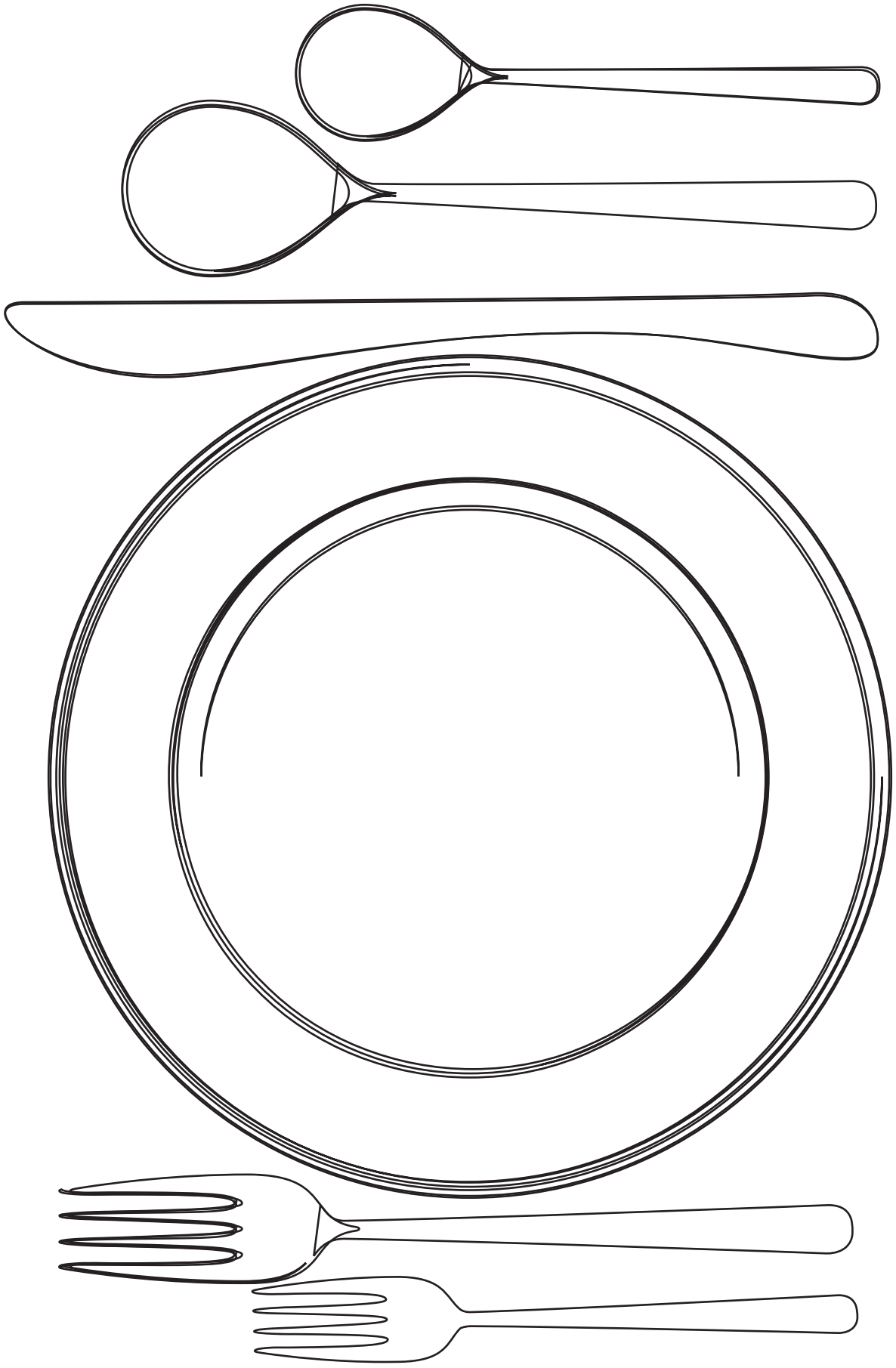

# Our VIPP's Favorite Animal

What our VIPP likes to do for fun

A Way This VIPP Serves (you can draw more on the back)

# This VIPP's Job During the Week



# What Our VIPP Looks Like



Can you guess who
the VIPP is?
Turn the page and find out!






(Name)

(Serves the church as)

# Let's Pray for Our VIPP!